

2018
SPECIAL
EDITION




MONSTERS

BY IDWAY



CHICAGO BEARS 2018
MEDIA  **GUIDE**



PRESEASON

Thu	8/2	Ravens (Canton, OH)	7:00pm	NBC
Thu	8/9	@ Cincinnati	6:00pm	FOX 32
Sat	8/18	@ Denver	8:05pm	FOX 32

SAT	8/25	CHIEFS
THU	8/30	BILLS

NOON	FOX 32
7:00PM	FOX 32

REGULAR SEASON

Sun	9/9	@ Green Bay	7:20pm	NBC
MON	9/17	SEAHAWKS	7:15PM	ESPN
Sun	9/23	@ Arizona	3:25pm	FOX
SUN	9/30	BUCCANEERS	NOON	FOX
Sun	10/7	Bye Week		
Sun	10/14	@ Miami	Noon*	FOX
SUN	10/21	PATRIOTS	NOON*	CBS
SUN	10/28	JETS	NOON*	CBS
Sun	11/4	@ Buffalo	Noon*	FOX

SUN	11/11	LIONS	NOON*	FOX
SUN	11/18	VIKINGS	NOON*	FOX
Thu	11/22	@ Detroit	11:30am	CBS
Sun	12/2	@ NY Giants	Noon*	FOX
SUN	12/9	RAMS	NOON*	FOX
SUN	12/16	PACKERS	NOON*	FOX
Sun	12/23	@ San Francisco	3:05pm*	FOX
Sun	12/30	@ Minnesota	Noon*	FOX

All games Central Time, **HOME GAMES IN BOLD**

*Game time subject to flexible scheduling

For ticket information visit ChicagoBears.com or 847.615.BEAR

STAY CONNECTED WITH THE CHICAGO BEARS



Chicago Bears Official App
brought to you by Verizon



@ChicagoBears
for official team news



Chicago Bears

@BearsPR
for additional news & notes from the press box



ChicagoBears

@BearsLocal
for offers, events & player appearances



ChicagoBearsNFL

@InsideTheBears
for behind-the-scenes stories

@BearsOutreach
for community news



THE STAFF

Table of Contents	1
Board of Directors	2
Staff Directory	3-5
Chairman George H. McCaskey	6
President & CEO Ted Phillips	7
General Manager Ryan Pace	8-9
Coaching Staff	10-31
Nagy, Matt	10-11
Fangio, Vic	12-13
Helfrich, Mark	14
Tabor, Chris	15
Anderson, Roy	16
Desai, Sean	17
Donatelli, Ed	18
Furrey, Mike	19
Gilbride, Kevin	20
Ginn, Brian	21
Hiestand, Harry	22
London, Charles	23
Olivo, Brock	24
Pires, Glenn	25
Ragone, Dave	26
Raiola, Donovan	27
Rodgers, Jay	28
Shuey, Bill	29
Snyder, Mike	30
Staley, Brandon	31
Football & Personnel Staff	32-37
Gibson, Jenn	32
Loscalzo, Jason	32
Kramer, Casey	33
Ngo, Pierre	33
Lucas, Josh	34
Sadowski, Mark	34
Kelly, Champ	35
Laine, Joseph	35
Campbell, Lamar	36
Tucker, Andre	36
Medlin, Tony	37
Office Staff	38-48
The Virginia Award	48

THE PLAYERS

Acho, Sam	50-51
Amos, Adrian	52-53
Amukamara, Prince	54-55
Anderson, Jonathan	56
Bellamy, Joshua	57-58
Braunacker, Ben	59
Brown, Daniel	60
Brown, Marlon	61
Bullard, Jonathan	62
Burton, Michael	63
Burton, Trey	64-65
Bush, Deon	66
Callahan, Bryce	67-68
Cohen, Tarik	68-69
Cooper, Sr., Marcus	70-71
Cunningham, Benny	71-73
Daniel, Chase	74-76
Edelbal, Kasim	77
Floyd, Leonard	78-79
Fowler III, Bennie	79-80
Fuller, Kyle	80-81
Gabriel, Taylor	82-83
Goldman, Eddie	83-84
Grasu, Hroniss	85
Hall, Deiondre	86
Hicks, Akiem	87-88
Houston-Carson, DeAndre	89
Howard, Jordan	90-91
Jackson, Eddie	92-93
Jenkins, John	93-94
Kush, Eric	94
Kwiatkowski, Nick	95-96
LeBlanc, Cre'Von	96-97
Leno Jr., Charles	98
Long, Kyle	99
Lynch, Aaron	100-101
Massie, Bobby	102
McManis, Sherrick	103

Miller, Zach	104-105
O'Donnell, Pat	106-107
Parkey, Cody	108-109
Robertson-Harris, Roy	110
Robinson II, Allen	111-112
Scales, Patrick	112-113
Shaheen, Adam	113-114
Sims, Dion	114-115
Sowell, Bradley	116
Timu, John	117
Trevathan, Danny	118-119
Trubisky, Mitchell	120-121
Watford, Earl	122
White, Kevin	123
Whitehair, Cody	124
Players With Pro Experience	125-130
2018 Draftees	131-138
College Free Agents	139-145
Rosters, Alphabetical/Numerical	146-147
Roster, Positional	148

2017 YEAR IN REVIEW

2017 Final Statistics	150-151
2017 Defense and Special Teams Stats	152
2017 Participation Chart	153
2017 Week-by-Week Leaders	154-155
2017 Starting Lineups	156
2017 Preseason Statistics	157
2017 Game Summaries	158-165
2017 NFL Standings	166

RECORDS

The Last Time	168-177
Individual Rookie Records	178-179
Individual Records	180-194
Team Records-Offense	195-203
Team Records-Defense	204-211
Individual Postseason Records	212-215
Postseason Team Records-Offense	216-222
Postseason Team Records-Defense	223-224
Career Leaders	225-229
Come-From-Behind Wins	230

HISTORY

Bears Historical Highlights	232-237
Historical Biographies	238-240
Bears Hall of Famers	241-247
Attendance	248
Annual Statistical Leaders	249-261
Starting Quarterback Records	253-254
100-Yard Rushing Games	262-264
100-Yard Receiving Games	265-268
300-Yard Passing Games	269-270
All-Time First-Round Draft Picks	271
All-Time Bears Drafts	273-282
All-Time Bears Jersey Numbers	283-294
All-Time Bears Roster	295-310
Illinois High School Bears	311
Bears Military Service Honor Roll	312
All-Time Trades	313-318
All-Time Practice Squad	319-320
Practice Squad to 53-Man Roster	321
All-Time Assistant Coaches	322-323
Preseason Results, Year-by-Year	324-329
Bears Postseason Results	330
Bears Playoff Game Summaries	331-354
All-Time Results, Year-by-Year	355-412
Team-by-Team Summary	413
Team-by-Team Series Records	415-424
All-Time NFC North, Central Standings	425
Bears on Monday Night Football	426-427
Bears on Sunday Night Football	428
Bears on Saturday	429
Bears on Thursday Night Football	430
Team-by-Team Records on SNF	430
Bears on Holidays	431
Bears Record in Overtime	431-432
Bears First-Team All-Pro	433
Bears in the Pro Bowl	434-435
Walter Payton Man of the Year Award	436
Brian Piccolo Award	437
Ed Block Courage Award	438

Bears Head Coaches	439
Rookie Starters	440

ADDITIONAL INFORMATION

Soldier Field	442-446
Parking & Seating Charts	447
Halas Hall/Expansion	448-451
Staley	452
Training Camp Information	453
Media Information	454
Bears Radio	455
Chicago Bears Broadcasting	456-457
Bears Care	459
Community Relations	460-461
NFL Public Relations Directory	462
2018-19 NFL Calendar	462
2018 NFL Schedule	463-465
Kickoff Weekend Wins	466
Air Miles	467

INFORMATION BOXES

300-Yard Passing Games	269
1,000-Yard Receivers	228
1,000-Yard Rushing Seasons	226
Alkman Efficiency Ratings	30
Bears Share	48
Captains, Bears Team	439
Championship Leaders	359
College Accolades	318
Come-From-Behind Wins	230
Directions to Halas Hall	449
Drafted Players, Most by Position	282
Draftees by School, Most	272
Draftees, Most by College	272
Ed Block Courage Award Winners	438
Ed McCaskey Mem. Garden/Payton Center	448
First Three-Year Tackle Totals	466
Franchise Moves	362
Free Agent Signings under Ryan Pace	9
General Managers, All-Time	8
George Halas Statue	238
Hall of Famers, by Franchise	247
Hall of Famers, Championship Team	247
Head Coaches, Bears All-Time	439
Helmetless Player, Last	239
Hester, Devin; All-Time Return TDs	194
Homes of the Bears	237
Illinois High School Bears Breakdown	312
International Games	439
Longest Plays at Soldier Field	192
Longest Winning/Losing Streaks	193
Monday Night Football Records, by team	427
Naming the Bears	239
NFC North/Central Standings, All-Time	425
Offensive Linemen Scores	173
Opening-Day Rookie Starters	440
Playoff Appearances	330
Playoff Record, Bears	432
Piccolo Award Winners	437
Pro Bowl Appearances, Top Bears	267
Pro Bowl Selections, Most Individual	230
QB's Passing TD on First Postseason Att.	172
Quarterback Rating Formula	254
Extinct Franchises, Bears Record vs.	414
Retired Numbers	294
Road Headquarters, Bears 2018 Hotels	454
Rookie QB Performances	440
Rookie Starters Through the Years	440
Sacks, Double Digits	261
Shutouts	191
Special Teams in the Rankings	203
Stadium Record Breakdown, Bears	361
Sunday Night Football Records, by team	430
Super Bowl TV Audiences	467
Tackles, Year-by-Year Leaders	203
Tickets and Travel	463
Uniform History	237
Walter Payton Man of the Year Nominees	436
Weather, Cold	177
Weather, Windy City	177
Wrigley Field Record	237

BEARS HEADQUARTERS

Halas Hall
1920 Football Drive
Lake Forest, IL 60045

The 2018 Chicago Bears Media Guide was produced by the Bears Media Relations Department. Staff and player photos by Bill Smith. Design by the Bears Brand Creative Department. Special thanks to Ed Kozak. Printed by The Graphic Arts Studio, Inc., Barrington, IL. (847.381.1105).



George H. McCaskey
Chairman



Virginia McCaskey
Secretary



Ted Phillips
President and CEO



Brian J. McCaskey
Member



Ed McCaskey, Jr.
Member



Michael McCaskey
Member



Patrick McCaskey
Member



Andrew McKenna
Member



Pat Ryan
Member



CHICAGO BEARS STAFF DIRECTORY

EXECUTIVE AND OWNERSHIP

Chairman	George H. McCaskey
President and CEO	Ted Phillips
Executive Assistant	Katie Nagle
General Manager	Ryan Pace
Executive Assistant	Beth Hodgkin
SVP, Business Strategy and	
Chief Financial Officer.....	Karen Murphy
Executive Assistant	Brit Bending
SVP, Sales and Customer Relations	Lee Twarling
Executive Assistant	Jennifer Wilgosiewicz
SVP and General Counsel	Cliff Stein
Paralegal.....	Gwen Federman
SVP, Marketing and Communications	Scott Hagel
Executive Assistant	Autumn Swindell
Vice President	Brian J. McCaskey
Vice President	Patrick McCaskey
Administration	Rich McCaskey

FINANCE

Vice President of Finance & Accounting	Jake Jones
Accounting Manager	Whitney DeBuck
Manager of Financial Reporting	Jason McDonald
Payroll Administrator	Louise Maki
Accounts Payable Accountant	Patrick Barron

HUMAN RESOURCES

Director of Human Resources	Liz Geist
Human Resources Coordinator	Sue Dinard

INFORMATION TECHNOLOGY

Vice President of Information Technology	Justin Stahl
Network Manager	Brent Johnson
Director of Football Systems	Mike Santarelli
Senior Software Engineer	Stephanie Gutierrez
Senior Applications Engineer.....	Bryan Greenaway
Senior Systems Engineer	Daniel Corona
Systems Engineer	Allen Silva

BUSINESS RESEARCH & ANALYTICS

Director of Business Analytics	Corey Ruff
Business Analyst.....	Diny Hurwitz

OPERATIONS

Vice President of Operations	Paul Neurauder
Senior Advisor of Operations and Safety	John Bostrom

HALAS HALL OPERATIONS

Director of Team & Building Operations	Geoff Bunzol
Building Operations Coordinator	Gil Lopez
Manager of Building Operations	Sergio Jacobo
Team/Event Operations Coordinator	Brandon Yezek
Administration	Clyde Emrich
Receptionist.....	Liz Wallace

STADIUM OPERATIONS

Director of Stadium Operations	Bryan Pett
Manager of Stadium Operations	Bob Laskowski
Stadium Operations Coordinator	Steven Goodwin





CHICAGO BEARS STAFF DIRECTORY

GROUND

Head Groundskeeper.....	Ken Mrock
Groundskeeper Assistant	Joe Krajniak
Groundskeeper Assistant	Paul Hitzelberger

SECURITY

Director of Security	John Tarpey
Security	Gary Covekar
Security	Tony McInerney
Security	Pete Spizziri
Security	Rodney Karlstrand

BUSINESS DEVELOPMENT

Operations & Historical Affairs	Dan Yuska
---------------------------------------	-----------

CONTENT & PRODUCTION

Vice President of Content & Innovation	Greg Miller
Director of Content & Production.....	Dan Barile
Cinematographer/Engineer	Kevin Foy
Coordinating Producer	Chris Yankton
Coordinating Producer	Jordan Tredup
Content Producer	Drew Davidson
Content Producer	Katie Teuber
Content Producer	Jared Harburn
Reporter	Lauren Screeden

DIGITAL MEDIA

Director of Digital Media	Matt Koch
Website Coordinator	Kyle Thele
Senior Web Writer/Editor	Larry Mayer
Web Designer	Austin Huette

SOCIAL MEDIA

Director of Social Media	Jen Tulicki
Social Media Producer.....	Cameron Good
Social Media Coordinator	Sydney Golic

RADIO BROADCAST

Play-by-Play	Jeff Joniak
Analyst	Tom Thayer

MARKETING

VP of Fan & Brand Development	Fernando Arriola
Director of Marketing	Elaine Delos Reyes
Manager of Marketing.....	Laura Condella
Manager of Promotions	Joann Kowalski
Marketing Coordinator	Malcolm Neely
Database Marketing Coordinator.....	Kayla Pulito

BRAND CREATIVE

Director of Brand Creative	John Conroy
Manager of Brand Creative	Matt Dunlap
Graphic Designer	Kelley Jacobsen
Graphic Designer	Mat Stewart
Corporate Partnerships Design Coord.	Casey Gunthorpe
Photographer	Jacob Funk

EVENTS & ENTERTAINMENT

Director of Events & Entertainment	Tanesha Wade
Manager of Events & Hospitality	Elizabeth Peters
Events Coordinator	Denni Dahlfors
Events Coordinator.....	Drew Izban
Manager of Entertainment	Katlin Zickel
Mascot Coordinator	Scott Adams
Graphic Designer/Producer	Rommel Paraiso
Graphic Designer/Producer	Michael Vasquez
Talent and Event Coordinator	Bobby Hack

COMMUNICATIONS

Vice President of Communications	Brandon Faber
Director of Media Relations	Adam Widman
Media Relations Coordinator	Jared Ellerson
Media Relations Assistant	Aaron Clark
Public Relations Specialist.....	Meghan Bower

BEARS CARE

Director of Bears Care	Marge Hamm
Bears Care Coordinator.....	Madeline Felipez

COMMUNITY RELATIONS

Director of Community & Alumni Relations	Matt Simeone
Comm. Outreach & Alumni Relations Specialist ..	Jessica Noonan
Manager of Comm. Outreach & Alumni Relations ..	Kate Rackow
Manager of Youth Football & Comm. Programs.....	Gustavo Silva
Youth Football & Comm. Programs Coordinator.....	Jacki Stuckert

CORPORATE PARTNERSHIPS

Vice President of Corporate Partnerships.....	Doug Carnahan
Director of Corporate Partnerships	Dave McClamroch
Manager of Corporate Partnerships.....	Matt Black
Manager of Corporate Partnerships.....	Dave Eck
Manager of Corporate Partnerships.....	Glenn Isralsky
Manager of Corporate Partnerships.....	Matt Juedes
Manager of Corporate Partnerships.....	Megan Malone
Corporate Partnerships Coord.	Christine Christopoulos

SUITE SALES AND SERVICE

Director of Suite Sales and Service	Adam Kellner
Manager of Suite Service	Cindy Littlefield
Suite Sales Manager	Justin Gentile
Suite Sales Manager	Rebecca Reid
Suite Services Coordinator.....	Adrienne Fuerst
Manager of Suite Service	Allison Knecht

PARTNERSHIP ACTIVATION

Director of Partnership Activation	Melissa McDermott
Manager of Partnership Activation.....	Maggie Gerald
Partnership Activation Specialist	Kevin Anderson
Partnership Activation Specialist	Rachel Chessky
Partnership Activation Specialist	Mallory Glazier
Partnership Activation Specialist	Katherine Loomis
Partnership Activation Specialist	Ana Lisa Lopez



CHICAGO BEARS STAFF DIRECTORY

TICKET SALES AND SERVICE

Director of Ticket Sales and Service.....	Brendan Pierce
Ticket Services Coordinator.....	Alissa Caulfield
Ticket Services Coordinator.....	Krista Fortman
Ticket Services Coordinator.....	Dillon Knight
Premium Seat Sales and Service Coord.....	Halee Altenburg
Premium Seat Sales and Service Coord.....	Allison Brauer

TICKET OPERATIONS

Director of Ticket Operations.....	Brian Forth
Manager of Ticket Operations.....	Zack Bero
Ticket Operations Coordinator.....	Jessica Glomstad
Ticket Operations Coordinator.....	John Hilbrich

COACHING STAFF

Head Coach.....	Matt Nagy
Executive Assistant to the Head Coach.....	Robyn Wilkey
Coaching Assistant.....	Kyle Childress

OFFENSE

Offensive Coordinator.....	Mark Helfrich
Running Backs.....	Charles London
Wide Receivers.....	Mike Furrey
Quarterbacks.....	Dave Ragone
Offensive Line.....	Harry Hiestand
Tight Ends.....	Kevin Gilbride
Offensive Line Assistant.....	Donovan Raiola
Offensive Assistant.....	Shane Toub
Offensive Quality Control.....	Mike Snyder
Offensive Quality Control.....	Brian Ginn

DEFENSE

Defensive Coordinator.....	Vic Fangio
Defensive Quality Control.....	Bill Shuey
Defensive Quality Control.....	Sean Desai
Defensive Backs.....	Ed Donatell
Assistant Defensive Backs.....	Roy Anderson
Outside Linebackers.....	Brandon Staley
Linebackers.....	Glenn Pires
Defensive Line.....	Jay Rodgers

SPECIAL TEAMS

Special Teams Coordinator.....	Chris Tabor
Assistant Special Teams.....	Brock Olivo

STRENGTH AND CONDITIONING

Head Strength & Conditioning Coach.....	Jason Loscalzo
Assistant Strength & Conditioning Coach.....	Casey Kramer
Assistant Strength & Conditioning Coach.....	Pierre Ngo
Strength & Conditioning Assistant.....	Joe Distor

PLAYER PERSONNEL

Director of Player Personnel.....	Josh Lucas
Assistant Director of Player Personnel.....	Champ Kelly
Scouting Assistant.....	James Cosh

COLLEGE

Director of College Scouting.....	Mark Sadowski
National Scout.....	Francis Saint-Paul
National Scout.....	Chris Prescott
Area Scout.....	Breck Ackley
Area Scout.....	Scott Hamel
Area Scout.....	Sam Summerville
Area Scout.....	John Syty
Area Scout.....	David Williams
Executive Scout.....	Jeff Shiver
Combine Scout.....	Brendan Rehor

PRO

Pro Scout.....	Jeff King
Pro Scout.....	Brad Obee
Pro Scout.....	Chris White

STAFF

Director of Player Engagement.....	LaMar Campbell
Scouting Coordinator.....	Bobby Macedo
Football Analytics/Research Coordinator.....	Brad Goldsberry

FOOTBALL ADMINISTRATION

Director of Football Administration.....	Joey Laine
Football Administration Coordinator.....	Nick Sabella

SPORTS SCIENCE

Sport Science Coordinator and Dietitian.....	Jennifer Gibson
--	-----------------

ATHLETIC TRAINING

Head Athletic Trainer.....	Andre Tucker
Assistant Athletic Trainer.....	Tim Ridner
Assistant Athletic Trainer.....	Will Rogers
Assistant Athletic Trainer.....	Jeremy Smith
Physical Therapist.....	Tristen Asken
Trainer.....	Rashaun Bailey

EQUIPMENT

Head Equipment Manager.....	Tony Medlin
Assistant Equipment Manager.....	Frederick Lovett
Assistant Equipment Manager.....	Carl Piekarski
Assistant Equipment Manager.....	Thomas Woody
Equipment/Administrative Assistant.....	John Young

VIDEO

Director of Video Services.....	Dave Hendrickson
Assistant Video Director.....	Dean Pope
Director of Video Technology.....	Dan Tuohy
Video Assistant.....	Jack Dowling

**GEORGE H. MCCASKEY** Chairman

George Halas McCaskey became the fourth Chairman in Chicago Bears team history on May 5, 2011, following in the footsteps of grandfather, George Halas, father, Edward W. McCaskey and brother, Michael.


George is one of the 13 grandchildren – and namesake – of George Halas, the founder and patriarch of the Chicago Bears. Like his brothers and sisters, he grew up around the Bears. His first part-time job, at age 14, was as an office assistant at the team's headquarters in Chicago's Loop. He later worked for several summers as a ball boy at Bears training camp, calling it one of the best experiences of his life.

George has worked to carry on the storied tradition of the Bears with a yearly goal of winning the NFL Championship, uphold the integrity and values established in the previous 98 years of the club and oversee the franchise's leadership role in the Chicagoland community.

He previously served as the team's senior director of ticket operations, working in the ticket office for 20 seasons, joining the Bears in 1991 as ticket manager. He has been a member of the Bears' Board of Directors since 2004.

George attended Arizona State University, where he earned his bachelor's degree in Broadcasting in 1978 and his law degree in 1981. He passed the Illinois bar exam in 1981, but now describes himself as a "recovering lawyer." He worked in television news in Phoenix, Peoria, Tulsa and Chicago, before serving as an Assistant State's Attorney in Lee County and DeKalb County, Illinois.

In his spare time, George enjoys officiating youth sports, including baseball, soccer and basketball. McCaskey and his wife Barb have one child, a son, Conor.



A regular at many Bears community events, George H. McCaskey takes time out to read to kids at a Chicago elementary school.



TED PHILLIPS President & CEO

Ted Phillips was named President and Chief Executive Officer on February 10, 1999. He is the fourth person to serve as president in the organization's storied 98-year history following Michael McCaskey, George "Mugs" Halas, Jr., and George S. Halas. Since taking on the top leadership role, Phillips has insisted on attention to detail and smooth execution at every level of the Bears operation. He has solidified the long-term stability of the club, while staying keenly focused on bringing a 10th championship to the NFL's premier and founding franchise.

Phillips has revitalized both the business and football operations by hiring high character, intelligent and driven individuals who share common goals and philosophies on how to build a consistent winner.

Drawing from nearly 35 years of experience with the Chicago Bears, Phillips has shown effective leadership skills by empowering his executive staff to create an environment of collective responsibility in running the day-to-day operations of the club. Phillips is involved in all critical decisions of the Bears and continues to strive to make all aspects of the Bears organization the best in the NFL. Always insisting on a team first attitude, Phillips has surrounded himself with individuals who fit the organization's character, culture and values. That team

dynamic was crucial in the Bears return to the Super Bowl for the first time in 21 years following the 2006 campaign.

Under Phillips direction, the Bears announced plans to relocate staff members based out of Soldier Field to a new downtown office space, as well as a second Halas Hall expansion project that will double the existing square footage. The new office space, located at 123 N. Wacker Drive, will allow Bears staff members to work in the heart of the city where they'll be closer to partners and will have workspace that will allow for stronger collaboration and future growth. The Halas Hall expansion project has an estimated completion time of Summer 2019 in time for the 100th season of Bears football. It will add 162,500 square feet for football operations, in addition to the already existing 143,000 square-foot Halas Hall and a 30,600-square-foot remodeling project on the northeast side of the building. The magnitude of the project will completely transform the look and feel of all existing team space and provide even greater resources for the team's training and performance needs. The initial phase of the expansion project will focus on enhancement of the team's football operations, including player training, education, performance, nutrition and rehabilitation. A future phase of upgrades for the existing Halas Hall office space is being developed for business operations.

Also new for 2018, two additional football fields were built to the east of the Walter Payton Center. The new fields will give the team four fields throughout the offseason and during in-season practices. That project also calls for the addition of a training slope, a storage facility and a small practice viewing suite, much like the existing viewing suite used at Halas Hall for corporate partners and other VIP guests.

In 2012, Phillips oversaw a Halas Hall renovation project that added over 30,000 square feet to the team's headquarters, which opened in 1997. The renovations included additions to the weight and training rooms, an upgraded locker room, additional meeting spaces and offices, and a new event center which features a broadcast studio and conference space.

Phillips' other highlights include creating and continuing a strong customer service mentality throughout the organization, returning the Bears training camp to Illinois and presiding over four division championships (2001, 2005, 2006 and 2010) after a decade-long drought.

The Bears training camp returned to the state of Illinois in 2002, turning out in record numbers over the three-week training period on the campus of Olivet Nazarene University in Bourbonnais, IL. The 2018 camp marks the 17th year the important touchpoint for Bears fans has been in Illinois.

Phillips' leadership was also key in negotiating a new home for the team at Soldier Field. Not only making the club more financially competitive, it provides the best fans in professional sports with a stadium complete with all the amenities they deserve. The Soldier Field game-day experience is second to none, and fans have been critical in creating a great home-field advantage for the team as the Bears continue to maintain their proud history and tradition on Chicago's magnificent lakefront.

Phillips served as the Bears Vice President of Operations for six seasons starting in 1993. Recognized for his many years of handling the Bears contract negotiations and team finances, Phillips currently serves on the NFL's CEC Executive Working Group, the NFL's CBA Player Benefits Plans Committee and is Chairman for the NFL's Employee Benefits Committee. Phillips also currently serves on the Board of Directors of Bears Care, the philanthropic arm of the Chicago Bears, and the Chicagoland Chamber of Commerce.

Before becoming Vice President of Operations, Phillips served as the Director of Finance from 1987-93. Phillips joined the Bears staff on September 28, 1983, as the team's Controller, a position he held for four years.

Prior to joining the Bears, Phillips was employed as an auditor and tax accountant with the international accounting firm Ernst & Whinney (now Ernst & Young), from 1979-83. He graduated from the University of Notre Dame in 1979 with a degree in business and accounting. Phillips earned a master of marketing and management degree from the Kellogg Graduate School at Northwestern University in 1989.

Phillips was born in Oneida, N.Y., grew up in Nashua, N.H., and he currently resides with his wife Ann in Libertyville. He has three sons, Matthew, Max and Frank.

**RYAN PACE** General Manager

Ryan Pace is in his fourth season as general manager of the Chicago Bears. He is the sixth general manager in franchise history after being hired on January 8, 2015. The Bears announced a three-year contract extension for Pace on January 1, 2018, keeping him with the club through 2021.

Following the 2017 season, Pace decided to take the team in a different direction and sought to find the right head coach to lead the Bears into the future. On January 8, 2018, Pace announced Matt Nagy as the Bears 16th head coach in franchise history.

With Nagy in place, Pace used all avenues available to help bolster a young roster. Pace and the Bears made a splash on the first day of free agency, signing wide receivers Allen Robinson II and Taylor Gabriel, tight end Trey Burton and kicker Cody Parkey. Pace also awarded Sam Acho, Prince Amukamara and Kyle Fuller with multi-year extensions for their performances on the field in 2017. In the 2018 NFL Draft, Pace selected linebackers Roquan Smith (round 1, 8th overall), Joel Iyiegbunive (round 4, 115th overall) and Kyle Fitts (round 6, 181st overall), offensive lineman James Daniels (round 2, 39th overall), wide receivers Anthony Miller (round 2, 51st overall) and Javon Wims (round 7, 224th overall) and defensive lineman Bilal Nichols

(round 5, 145th overall).

In 2017, Pace continued his track record of drafting rookies who make an immediate impact on the team. QB Mitchell Trubisky (No. 2 overall) set Bears rookie records for passing yards (2,193) and completions (196). He also rushed for 248 yards and two touchdowns and averaged 182.8 passing yards per game while completing 59.4 percent of his throws. RB Tarik Cohen became the first NFL rookie since Gale Sayers (1965) to score touchdowns via rushing, receiving, passing and punt return in a single season. He also tallied the third most receptions (53) by a Bears rookie in club history. DB Eddie Jackson finished the season with two interceptions and became the first player in NFL history to return both a fumble recovery and an interception for 75+ yard touchdowns in a single game (vs. CAR, 10/22/17). TE Adam Shaheen led the Bears in receiving touchdowns in 2017 with three.

After a stellar rookie season in 2016, RB Jordan Howard continued to have success on the ground, becoming the first player in franchise history to rush for over 1,000 yards in each of his first two NFL seasons (1,313 in 2016 & 1,122 in 2017) and also became the fastest player in Bears history to rush for 2,000 yards (24 games), besting Walter Payton's previous mark of 26. Defensive lineman Akiem Hicks, a key 2016 free agent acquisition, earned a four-year contract extension in September 2017 after tallying a then career-high 7.0 sacks in 2016. Hicks topped that mark in 2017 posting 8.5 sacks.

In 2016, Chicago's draft class tallied 3,390 offensive/defensive snaps, which ranked fourth in the NFL (CLE - 4,339; TEN - 3,512; IND - 3,509). Leading the way for the rookie class was Howard, who set a new Bears rookie record with 1,313 yards on the ground, and LB Leonard Floyd, who posted the third most sacks by a rookie in team history (7.0) despite missing four games due to injury.

In Pace's first two seasons as Bears GM, five Bears were selected to the PFWA's All-Rookie team (Adrian Amos, Floyd, Eddie Goldman, Cody Whitehair and Howard), tied for the most in the NFL in that time frame.

In his first season overseeing Chicago's roster, Pace was tasked with turning over a roster that ranked as one of the oldest in the NFL (average 27 years, 39 days old). He trimmed that average to just over 25-years old in two seasons. The Bears fielded a competitive team, improving by one game over their previous year's record, despite the youth movement. The 2015 Bears were involved in 11 games decided by one score (5-6 record in those games) despite leading the NFL with nine rookie starters (three on offense, six on defense). The Bears defense improved from 30th in 2014 (377.1 yards per game) to 14th in 2015 (345.1 ypg) despite starting a league-most six rookie starters who combined for 41 starts, second most to the Saints 44 defensive rookie starts. Pace accomplished the task with just six draft picks, two of which were utilized on the defensive side of the ball (Goldman, 12 starts and Amos, 16 starts).

Pace joined the Bears after spending 14 seasons (2001-14) as a member of the Saints organization, including 13 in the player personnel department. He spent the last two seasons (2013-14) with the Saints as director of player personnel. In that role, Pace helped manage the team's college and pro scouting operations including all facets of scouting and evaluation of college and pro prospects along with New Orleans' roster.

Pace spent six seasons as the club's director of pro scouting (2007-12), which included overseeing the club's pro scouting staff. His duties involved recommending player acquisitions by evaluating the Saints roster and potential NFL free agents, monitoring all NFL transactions, researching possible trade opportunities, assessing player talent from other professional leagues and directing the advance scouting of future opponents. He also helped the Saints prepare for the NFL Draft following the regular season by assisting in the evaluation of top college prospects.

The Flower Mound, Texas native got his start in New Orleans' player personnel department as a scouting assistant in 2002, a role he held for two years before working as a pro scout from 2004-06. During that time he evaluated free agents and collegiate players entering the NFL Draft as well as scouted upcoming opponents. He joined the Saints in 2001 supporting the coordination of all game day, training camp and stadium operations.

ALL-TIME BEARS GENERAL MANAGERS

Ryan Pace was named Bears general manager on Jan. 8, 2015. He is just the sixth person to hold the GM position since the franchise was founded in 1920. The following is a list of all-time Bears general managers:

George S. Halas, Jr.	1963-74	Jerry Vainisi	1983-87	Phil Emery	2012-14
Jim Finks	1974-83	Jerry Angelo	2001-12	Ryan Pace	2015-Present



Over Pace's 13 seasons in the New Orleans personnel department (2002-14), the Saints compiled a 115-93 (.553) record. Since 2006, the Saints reached the playoffs five times, won three division titles, played in two NFC Championship games (2006 and 2009) and won the franchise's first Super Bowl title (Super Bowl XLIV). The Saints pro scouting department helped build a Super Bowl championship club by using all avenues at their disposal: signing free agents QB Drew Brees, FB Heath Evans, LB Scott Fujita, CB Randall Gay, C Jonathan Goodwin, CB Jabari Greer, WR Lance Moore and DE Anthony Hargrove and trading for TE Jeremy Shockey, LB Jonathan Vilma, LB Scott Shanley and TE David Thomas. Pace has also worked to acquire players such as NT Brodrick Bunkley, G Ben Grubbs, LBs Curtis Lofton, RB Darren Sproles. Over his last two seasons with the Saints their draft classes included regular starters LT Terron Armstead (2013, third round), WR Brandin Cooks (2014, first round), S Kenny Vaccaro (2013, first round) and WR Kenny Stills (2013, fifth round).

In 2008, he was selected by the club to attend the NFL's Stanford Business School's Executive Education Program for Managers. He was a part of the franchise in 2005 while the club dealt with immense adversity having to guide itself through several moves in base operations in the wake of Hurricane Katrina.

Pace played collegiately as a defensive end at Eastern Illinois (1995-99), serving as team captain as a senior, graduating with a bachelor's degree in marketing.

Pace and his wife, Stephanie, have a daughter, Cardyn.

FREE AGENT SIGNINGS UNDER PACE

2015

Name, Pos	From
Sam Acho, LB	ARZ
Alan Ball, CB	JAX
Lamin Barrow, LB	DEN
De'Vante Bausby, DB	KC
Nick Becton, OL	NO
John Chiles, WR	STL
Jimmy Clausen, QB	CHI
Vladimir Ducasse, G	MIN
Mason Foster, LB	TB
Thomas Gifford, LS	KC
Rob Housler, TE	CLE
Jarvis Jenkins, DE	WAS
Paul Lasike, FB	ARI
Ray McDonald, DT	SF
Pernell McPhee, LB	BAL
Sherrick McManis, CB	CHI
Zach Miller, TE	CHI
Will Montgomery, C	DEN
Tracy Porter, CB	WAS
Chris Prosinski, S	PHI
Jacquizz Rodgers, RB	ATL
Dante Rosario, TE	CHI
Antrel Rolle, S	NYG
Eddie Royal, WR	SD
Patrick Scates, LS	BAL
Greg Scruggs, TE	SEA
Deonte Thompson, WR	BUG
Mitch Unrein, DL	SD
Martin Wallace, OL	TB

2016

Name, Pos	From
Sam Acho, LB	CHI
Omar Bolden, DB	DEN
Aaron Brewer, LS	DEN
Keith Browner, DL	HOU
Nate Chandler, OL	CAR
Jerrell Freeman, LB	IND
Akilem Hicks, DL	NE
Rob Housler, TE	CHI
Brian Hoyer, QB	HOU
Ted Larsen, OL	ARZ
Marc Mariani, WR	CHI
Bobby Massie, OL	ARZ
Sherrick McManis, CB	CHI

Zach Miller, TE	CHI
Tony Moeaki, TE	ATL
Tracy Porter, CB	CHI
Chris Prosinski, S	CHI
Jacquizz Rodgers, RB	CHI
Danny Trevathan, LB	DEN
Mitch Unrein, DL	CHI

2017

Name, Pos	From
Sam Acho, LB	CHI
Prince Amukamara, DB	JAX
Johnthan Banks, DB	CHI
Connor Barth, K	CHI
Taylor Boggs, OL	ARI
Daniel Brown, TE	CHI
Michael Burton, FB	DET
Bryce Callahan, DB	CHI
Tom Compton, OL	ATL
Marcus Cooper, DB	ARI
Victor Cruz, WR	NYG
Benny Cunningham, RB	LAR
Titus Davis, WR	NYJ
Quintin Demps, DB	HOU
Mike Glennon, QB	TB
Jaye Howard, DL	KC
John Jenkins, DL	SEA
Christian Jones, LB	CHI
Chris Prosinski, DB	CHI
Mark Sanchez, QB	DAL
Patrick Scates, LS	CHI
Connor Shaw, QB	CHI
Dion Sims, TE	MIA
Dan Skuta, LB	JAX
Bradley Sowell, OL	SEA
Deonte Thompson, WR	CHI
B.W. Webb, DB	NO
Markus Wheaton, WR	PIT
C.J. Wilson, DL	CHI
Kendall Wright, WR	TEN

2018

Name, Pos	From
Sam Acho, LB	CHI
Prince Amukamara, DB	CHI
Demarcus Ayers, WR	CHI
Josh Bellamy, WR	CHI
Tyler Bray, QB	KC
Daniel Brown, TE	CHI
Marlin Brown, WR	DEN
Trey Burton, TE	PHI
Bryce Callahan, DB	CHI
Marcus Cooper, DB	CHI
Benny Cunningham, RB	CHI
Chase Daniel, QB	NO
Kasim Edebali, LB	NO
Bennie Fowler, WR	DEN
Taylor Gabriel, WR	ATL
Tanner Gentry, WR	CHI
Doran Grant, DB	CHI
John Jenkins, DL	CHI
Aaron Lynch, LB	SF
Matt McCants, OL	CLE
Sherrick McManis, CB	CHI
Zach Miller, TE	CHI
Jonathon Mincy, DB	ATL
Pat O'Donnell, P	CHI
Cody Parkey, K	MIA
Will Pericak, OL	CHI
Allen Robinson II, WR	JAX
Patrick Scates, LS	CHI
Bradley Sowell, OL	CHI
Colin Thompson, TE	CHI
John Timu, LB	CHI
Earl Watford, DL	AZ
Nick Williams, OL	MIA

**MATT NAGY** Head Coach

Matt Nagy is in his first season with the Chicago Bears after being named the 16th head coach in franchise history on January 8th, 2018.

Nagy owns 10 seasons of NFL coaching experience, all under head coach Andy Reid with the Philadelphia Eagles and Kansas City Chiefs.

In 2017, Nagy completed his fifth season in Kansas City and his first as offensive coordinator. He was promoted to OC following the 2016 season after serving as co-offensive coordinator with Brad Childress. Prior to that, Nagy spent three seasons as the Chiefs quarterbacks coach.

In his first season as offensive coordinator in 2017, Nagy guided a Chiefs offense that ranked No. 5 in the NFL in total offense with 375.4 yards per game en route to a 10-6 record and an AFC West Division championship. The Chiefs also finished sixth in the NFL in points per game (25.9), seventh in passing yards (256.5), ninth in rushing (118.9) and led the NFL with the fewest giveaways (8).

The Chiefs also were one of the most explosive offenses in 2017, tying for fifth in the NFL with 69 plays from scrimmage of 20 or more yards.

Quarterback Alex Smith finished the 2017 regular season fourth in the AFC in passing with 4,042 yards to go along with 26 touchdowns – both career highs – and only five interceptions. Also under Nagy's tutelage, rookie running back Kareem Hunt led the NFL in rushing with 1,327 yards and eight touchdowns and tied for first in the NFL with 12 rushes of 20 or more yards, earning Pro Bowl honors in the process. Travis Kelce also earned Pro Bowl honors, leading all NFL tight ends with 83 receptions and finishing second among tight ends with 1,038 yards and eight touchdowns. Nine of his 83 grabs went for at least 25 yards, second most in the league behind only New England's Rob Gronkowski (11). Additionally, wide receiver Tyreek Hill ranked seventh in the NFL with 1,183 yards to go along with seven touchdowns and tied for third with 15 receptions of 25 or more yards – trailing only Pittsburgh's Antonio Brown (16) and Houston's DeAndre Hopkins (17).

In his five seasons with the Chiefs, Nagy worked closely with Smith, who owns a 65.1 completion percentage in those five seasons working with Nagy, which ranks first among all Chiefs quarterbacks with at least 700 passing attempts.

In 2016, Nagy helped the Chiefs to a 12-4 regular-season record, the club's first AFC West title since 2010, the No. 2 overall seed in the AFC and a first-round bye. Overall, Nagy helped the Chiefs to the postseason four times in his five seasons with the club.

In his first year with the Chiefs, Nagy worked with Smith in a season that brought him five 100.0-plus quarterback ratings, one of which was a perfect rating of 158.3 at Oakland. Focusing on ball protection, he coached Smith to an AFC-low seven interceptions with a minimum of 300 attempts and a 1.4 interception percentage, also the lowest in the AFC. Smith's interception percentage in the 2013 season has him solidified as the third-best single-season mark in franchise history. Smith also earned his first Pro Bowl selection following his first season with the Chiefs in 2013.

Before joining the Chiefs coaching staff, Nagy spent three years on the offensive staff of the Philadelphia Eagles, serving two seasons as the franchise's offensive quality control coach (2011-12). He was promoted to that role after he served as a coaching assistant during the 2010 campaign. His initial experience with the Eagles came in 2008 and 2009 when he served as a coaching intern during Eagles training camp.

A former quarterback for the Arena Football League, Nagy played six seasons for the New York Dragons (2002), Carolina Cobras (2004), Georgia Force (2005-06) and Columbus Destroyers (2007-08). During his career, Nagy completed 65.5 percent of his passes for 18,866 yards, 374 touchdowns and a quarterback rating of 115.1.

Nagy played collegiately at Delaware, setting more than 20 career passing records at the time, including career marks for passing yards (8,214) and touchdowns (58). He ranks second for most career attempts (895) and most career completions (502) behind former Delaware star and current Baltimore Ravens QB Joe Flacco. Nagy earned All-America honors as a senior for the Blue Hens after setting single-season records in attempts (379), yards (3,436) and touchdowns (29).

After graduating from Delaware with a degree in health and physical education, Nagy gained coaching experience at several local high schools, as he served as an assistant coach at Manheim Central (2001), the quarterbacks coach at Cedar Crest (2002-03) and the offensive coordinator at Palmyra Area High School (2008-09). He and his wife, Stacey, have four sons: Brayden, Tate, Jaxon and Jett.

Matt Nagy - Head Coach**Hometown: Dunellen, N.J.****Playing Experience****Columbus Destroyers (2007-08); Georgia Force (2005-06); Carolina Cobras (2004); New York Dragons (2002); University of Delaware (1997-00).****Coaching Experience****Pro Coach:** Chicago Bears (Head Coach) **2018-present**; Kansas City Chiefs (offensive coordinator) **2017**; Kansas City Chiefs (co-offensive coordinator) **2016**; Kansas City Chiefs (quarterbacks coach) **2013-15**; Philadelphia Eagles (offensive quality control) **2011-12**; Philadelphia Eagles (coaching assistant) **2010**; Philadelphia Eagles (coaching intern, training camp) **2008-09**.



Matt Nagy was introduced as the 16th head coach in franchise history on January 9th, 2018.

WHAT THEY ARE SAYING ...

"I'm proud of Matt and the tireless amount of selfless work he put in to earn this opportunity. He has a creative football mind and feel for the game. I know he'll show up every day ready to lead his team with the right attitude and give Chicago everything he's got. I'm excited to see him begin his career as a head coach in this league, and I know he'll have great success."

- Andy Reid, Kansas City Chiefs Head Coach

"I have known Matt for more than 20 years as a friend, teammate and colleague. I was with him when he started his journey in the NFL and to see him climb the ranks and achieve his goal of becoming a head coach is outstanding. Matt is passionate and motivated, and as a former player he has a great feel for the locker room. Chicago is not only getting a great coach, they are getting a tremendous husband and father."

- Brett Veach, Chiefs General Manager

"This is a great opportunity for him. It's great for the Chicago Bears. I'm excited to watch his career take off."

- Doug Pederson, Philadelphia Eagles Head Coach

"In Matt, you are getting a guy whose demeanor, his energy, his excitement is infectious. Once you are around him and he starts showing his personality, it's infectious, and I believe he is going to be able to teach Mitch (Trubisky) how to play the position at a very, very high level. You cannot underestimate the kind of coaching that Matt has received in his career."

- Louis Riddick, ESPN NFL Analyst

"Andy Reid has called Matt Nagy one of the best head-coaching prospects he's ever had underneath him as an assistant. That's stout praise for the guy who helped to mentor a lot of future head coaches: Doug Pederson, John Harbaugh, Ron Rivera and Sean McDermott, just to name a few."

- Will Brinson, CBSSports.com

"Matt Nagy is going to make this offense better ... he has the ability to make everyone better. He did wonders with Alex Smith. I believe (Nagy) is what this team needs. Fresh, young, innovative ... Chicago wants to win now and Nagy understands that."

- Steve Smith, NFL Network Analyst

"The first day of meetings, he had me fired up and ready to play that first day. He's definitely leading us in the right direction and has everyone excited and ready to go for this season."

- Mitchell Trubisky, Chicago Bears QB

"He's a cool coach ... he's always putting us in the right position and he takes care of us. Where I come from, you take care of coaches like that. You go out and make plays for those coaches."

- Danny Trevathan, Chicago Bears LB

"I think when you're a first-year coach, you want to win [over] your guys and you want to be firm, and he's doing that. You can't really tell he's a rookie coach. I feel like he was born for this, and he's doing a great job."

- Prince Amukamara, Chicago Bears DB

**VIC FANGIO** Defensive Coordinator

Vic Fangio is in his fourth season as Chicago's defensive coordinator after being hired by the Bears on January 20, 2015. The 2018 season will mark his 32nd year in the NFL and his 19th season as an NFL defensive coordinator.

After inheriting a defense that had ranked 30th in total defense in 2013 and 2014, the Bears finished 14th, 15th and 10th in 2015, 2016 and 2017, respectively. The Bears also finished 2017 tied for third in the NFC and tied for seventh in the NFL with 42 sacks. On five separate occasions last season, the Bears defense held opponents to one or fewer offensive touchdowns (at BAL 0; vs. CAR 0; vs. SF 0; at CIN 1; vs. CLE 0). From Weeks 4-17, Chicago's defense allowed just 17 offensive touchdowns, which tied for the second-fewest in the NFL during that span. Under Fangio's watch, rookie DB Eddie Jackson became the first player in NFL history to return both a fumble recovery and an interception for 75+ yard touchdowns in the same game while DL Akiem Hicks posted a career-high 8.5 sacks. DB Kyle Fuller also enjoyed a career season, as he was one of two players in the NFL last season to post at least 65 tackles and 20 pass breakups.

Prior to coming to Chicago, Fangio spent four seasons (2011-14) as defensive coordinator for the San Francisco 49ers. During his four seasons overseeing San Francisco's defense, the 49ers were second in the NFL in scoring defense (17.4 points per game), third in total defense (310.2 yards per game) and fourth in takeaways (122). The 49ers had the top run defense (92.0 ypg) and allowed the second-lowest yards per carry (3.78). Their pass defense was sixth in the NFL during that time (218.2 ypg) while allowing the second-lowest opponent passer rating (76.8). The 49ers defense also led the NFL in fewest first downs allowed (1,143) and were tied for sixth in 20+ yard touchdowns allowed (33).

The 49ers defense ranked in the top five in total defense in each of Fangio's four seasons with the team (fourth in 2011, third in 2012, fifth in 2013 and 2014) and in the top 10 in scoring defense all four seasons (second in 2011 and 2012, third in 2013 and tenth in 2014). The 49ers were one of only three teams in the NFL to have at least 25 takeaways in each of those four seasons.

In 2014, Fangio led San Francisco's defense to the fourth best NFL ranking in opponent passer rating (79.5) while leading the league in interceptions (23) and tying for fourth in total takeaways (29). Their passing defense was fifth in the NFL allowing 220.7 yards per game.

In 2013, the 49ers ranked fourth in opponent quarterback rating (76.4) and rushing yards allowed (95.9 ypg), and fifth in total defense (316.9 ypg).

In 2012, Fangio led a 49ers defensive unit that ranked second in the NFL in first downs allowed (284), tied for third in third down defense (33.0 pct.) and fourth in both rush defense (94.2 yards per game) and pass defense (200.2 yards per game). San Francisco was one of two teams in the NFL to rank in the top five in all six categories, including scoring defense and total defense.

In 2011, the 49ers defense led the NFL in rushing defense (77.3 ypg) and tied for league-lead with 38 takeaways. Fangio's defense established an NFL record by not allowing a rushing touchdown through the first 14 games of the season and allowed just three rushing touchdowns all season, the fewest allowed since the 16-game schedule was introduced in 1978. The 49ers defense was also fifth in the NFL in opposing quarterback rating (73.6), second in first downs allowed (267) and fourth in red zone defense (41.2 pct.).

As a defensive coordinator, prior to his stint with San Francisco, Fangio has directed defensive units that have led the NFL or ranked among the top three teams in seven or more major statistical categories.

In 2010, Fangio was the defensive coordinator at Stanford. Stanford finished the year ranked 10th in scoring defense (17.4 points/game), 11th in sacks (36), 16th in passing defensive efficiency (112.79), 19th in rushing defense (120.8 yards/game), tied-for-19th in interceptions (18) and 21st in total defense (322.8 yards/game) after ranking 90th overall as a unit in 2009, a year prior to his arrival. He was named college football's Defensive Coordinator of the Year by Footballscoop.com and other media outlets. Within the Pac-10 Conference, the Cardinal improved from 8th to 1st in both scoring defense and sacks, while moving from ninth to second in takeaways and yards allowed. Stanford posted three Pac-10 shutouts on the year, marking the first time the Cardinal had held opponents scoreless in three contests in a single season.

Fangio was a special assistant to the head coach with the Baltimore Ravens from 2006-09, adding the title of linebackers coach in 2009. From 2006-09, the Ravens led the NFL in scoring defense (17.0 ppg) and opponent passer rating (70.6), were second in total defense (281.8 ypg) and tied for second in takeaways (129). They were also second in the league in rushing defense (82.4 ypg) including tops in yards per carry allowed (3.27), sixth in passing defense (199.4 ypg) and eighth in sacks (158).

Prior to joining Baltimore, Fangio spent four seasons (2002-05) as the defensive coordinator of the Houston Texans. Houston had eight interception return touchdowns and four fumble return touchdowns during that time. The Texans 22 interceptions in 2004, still stands as a team record.

Fangio also served as an NFL defensive coordinator with the Indianapolis Colts (1999-2001) and Carolina Panthers (1995-98). The Panthers ranked 10th in the NFL in scoring defense (19.8) and opponent passer rating (74.4) and sixth in takeaways (130) during Fangio's time with the team, despite the club being an expansion franchise. In 1996, the Panthers won the NFC West and reached the NFC Championship game in just their second year of existence, as Carolina's defense topped the NFL in sacks (60, a franchise record that still stands today) and finished second in the league in scoring defense (13.6 ppg) and seventh in opponent passer rating (68.7). Carolina also yielded just five touchdowns and 56 points in the second half of games

for the entire season, breaking an NFL record set by the 1985 Chicago Bears that still stands today.

Fangio came to Carolina from New Orleans where he spent nine seasons as the linebackers coach of the Saints (1986-94). Fangio coached the heralded "Dome Patrol," which included All-Pro linebackers Rickey Jackson, Vaughan Johnson, Sam Mills and Pat Swilling. The group was the only linebacking unit from one team voted to the Pro Bowl on the first ballot (1992) and was later voted the best linebacking corps in league history by NFL Network. Fangio and the linebackers helped the Saints to four postseason appearances, including their first-ever playoff appearance (1987) and first-ever division title (1991).

Fangio came to the NFL after two seasons as a defensive assistant of the USFL's Philadelphia/Baltimore Stars (1984-85), winning back-to-back league championships with the team. He served as a graduate assistant at North Carolina in 1983 after serving as the defensive coordinator at Milford (Conn.) Academy in 1982.

He got his coaching start in 1979 at his alma mater, Dunmore (Pa.) High School, serving as a linebackers coach before being promoted to defensive coordinator in 1980.

Fangio, who attended East Stroudsburg University, was inducted into the Northeast Pennsylvania Hall of Fame in 1993. He has a son, Christian, and a daughter, Cassie.



Vic Fangio has turned Chicago's defense into one of the top units in the NFL in his three seasons with the Bears.

Vic Fangio - Defensive Coordinator

Hometown: Dunmore, Pa.

Coaching Experience

Pro Coach: Chicago Bears (defensive coordinator) **2015-present**; San Francisco 49ers (defensive coordinator) **2011-14**; Baltimore Ravens (linebackers) **2009**; Baltimore Ravens (special asst. to head coach/defense) **2006-08**; Houston Texans (defensive coordinator) **2002-05**; Indianapolis Colts (defensive coordinator) **1999-2001**; Carolina Panthers (defensive coordinator) **1995-1998**; New Orleans Saints (linebackers) **1986-1994**; Baltimore Star (defensive assistant) **1984**. **College Coach:** Stanford (defensive coordinator) **2010**. **High School Coach:** Milford (CT) Academy (defensive coordinator) **1982**; Dunmore (PA) High School (defensive coordinator/linebacker) **1979-81**.

**MARK HELFRICH** Offensive Coordinator

Mark Helfrich is in his first season as offensive coordinator for the Bears after being hired by the club on January 12, 2018. He joins the Bears with 21 years of coaching experience at the collegiate level, including four as a head coach at the University with Oregon.

Helfrich most recently served as the head coach at Oregon from 2013-16 where he compiled a 37-16 record during his four years, including a 24-12 mark in the Pac-12. He enjoyed his best season in 2014 in leading the Ducks to a school-record 13 wins, a Pac-12 championship, a Rose Bowl victory in the inaugural College Football Playoff semifinal and an appearance in the CFP national championship game. Also that season, quarterback Marcus Mariota became the first Oregon player to win the Heisman Trophy before being selected as the No. 2 overall pick in the 2015 NFL Draft. In recognition of his efforts, Helfrich was finalist for the Eddie Robinson and Maxwell Football Club Coach of the Year.

Prior to becoming the head coach in Eugene, Helfrich served as the offensive coordinator for former head coach Chip Kelly at Oregon from 2009-12. During that time the Ducks played in four straight BCS bowls and won three consecutive Pac-12 championships. Under Helfrich and Kelly's tutelage, Oregon's offense averaged 44.7 points per game and 283.4 yards rushing while putting up more than 500 yards of total offense per game. The 2012 season featured one of the top offensive seasons in Oregon history as the Ducks averaged 49.6 points and 537.4 yards per game.

It didn't take long for Helfrich to be recognized for his impact on the Ducks' offensive success as he was named by FootballScoop as its National Quarterbacks Coach of the Year in 2010 and 2012, in addition to being one of three finalists as its national offensive coordinator of the year honor.

Prior to his arrival at Oregon, Helfrich served three seasons in the same capacity at Colorado (2006-08), five years as quarterbacks coach at Arizona State (2001-05) -- which included his final three campaigns in Tempe, Ariz., as passing game coordinator -- and three seasons as quarterbacks coach at Boise State (1998-2000). Helfrich coached Arizona State's Rudy Carpenter, who led the nation in passing efficiency in 2005 after the Sun Devils' Andrew Walter was second in the Pac-10 in total offense and third in passing efficiency in 2004. Walter set Arizona State records for both career (85) and single-season touchdowns (30) in addition to shattering the previous Pac-10 record for career TD passes, previously set by Stanford's John Elway (77). The third-round NFL draft pick finished his collegiate career as the school's career record holder in nearly every passing category.

During his five-year Arizona State stint, the program blossomed into one of the top passing teams in the country. In his final season there, the Sun Devils finished third in the NCAA and led the Pac-10 in passing yards per game (373.9 per game) as well as second in the country in passing efficiency. ASU posted a school-record 4,481 yards passing that season to elevate its five-year total to 18,686 yards (306.3 per game).

Ranking as the youngest offensive coordinator in the nation at a BCS school at Colorado in 2006, Helfrich's offenses were marked by improvement each of his first two seasons in Boulder. His first Colorado offense featured three different players rushing for 500 yards or more for just the 10th time in school history. His 2007 team was just the third in school history to gain 1,000 yards on offense more than the previous season in the same number of games, and scored 30 or more points five times.

Helfrich began his coaching career as running backs coach at Southern Oregon in 1996 before playing and coaching (offensive coordinator) in Europe with the Vienna (Austria) Vikings in the winter of 1997.

Born in Medford, Ore., the 1992 Marshfield (Coos Bay) High School graduate turned down an opportunity to walk on at Oregon in favor of attending Southern Oregon University, where he graduated with a bachelor's degree in biology in 1996. The NAIA Scholar-Athlete (1993) led the nation in total offense while earning NAIA honorable mention All-America accolades and first-team Columbia Football Association honors as a senior. That season, he accumulated single-season school records in passing yards (2,712), total offense (3,196) and touchdown passes (23), topping the 400-yard mark in single-game total offense three times.

He began his coaching career as running backs coach at Southern Oregon in 1996 before playing and coaching (offensive coordinator) in Europe with the Vienna (Austria) Vikings in the winter of 1997.

He was inducted into his alma mater's Athletics Hall of Fame in the fall of 2012.

Helfrich spent the 2017 season working as a college football analyst for Fox Sports.

Mark and his wife, Megan, are the parents of one son, Max, and one daughter, Maggie.

Mark Helfrich - Offensive Coordinator

Hometown: Coos Bay, Ore.

Playing Experience

Quarterback, Southern Oregon, 1992-95

Quarterback, Vienna (Austria) Vikings, 1997

Coaching Experience

College Coach: University of Oregon (head coach) **2013-16;** University of Oregon (offensive coordinator) **2009-12;** University of Colorado (offensive coordinator) **2006-08;** Arizona State University (quarterbacks coach) **2001-05;** Boise State University (quarterbacks coach) **1998-00;** Vienna (Austria) Vikings (offensive coordinator) **1997;** Southern Oregon University (running backs) **1996.**



CHRIS TABOR **Special Teams Coordinator**

Chris Tabor begins his first season as the Bears special teams coordinator after being hired on January 12, 2018. It is his second stint with the club, originally holding the title of assistant special teams coach from 2008-2010. He spent the last seven seasons with the Cleveland Browns as their special teams coordinator.

Since joining Cleveland in 2011, the Browns ranked sixth in kickoff return average against (21.8), seventh in the NFL in punt return average (9.9), ninth in total kick return yards (8,974) and 10th in total return yards allowed (7,627).

Under Tabor's watch, the Browns were the only team in the NFL to have earned at least one AFC Special Teams Player of the Week award each season from 2011-2016. In total, the Browns won seven AFC Special Teams Player of the Week awards. He also oversaw kicker Phil Dawson and returner Joshua Cribbs in 2012 when both were selected to the Pro Bowl, marking just the second time in team history that two specialists made the Pro Bowl in the same year.

During his seven seasons with the Browns, Tabor helped numerous players set NFL and franchise records. Punter Britton Colquitt set the Browns net punting average record in consecutive seasons with 40.3 in 2016 and 40.6 in 2017. Tabor's punters hold four of the Browns top five single season net punting marks with Colquitt holding the top two spots, Andy Lee placing third (40.1 in 2015) and Spencer Lanning checking in at fifth (39.2 in 2014). In 2015, kicker Travis Coons set an NFL record with 18 consecutive field goals to start his career, while Andy Lee set a franchise record in punt average with 46.71.

Prior to joining the Browns, Tabor spent three seasons (2008-10) as assistant special teams coach with the Bears. During Tabor's first stint with the Bears, Chicago consistently ranked among the league leaders in numerous departments. The Bears ranked in the top five in no less than nine different special teams categories combined over that three-year period. Chicago led the NFL in total return yards (6,570) and kickoff return yards (5,415), posted the second-best kickoff return average (25.1), ranked third in punt return defense (7.1) and produced the fifth-best punt return average (10.4). The Bears also registered six total kick returns for touchdowns in that time, which tied for second most in the league.

Also during Tabor's tenure in Chicago, the Bears tied for fifth in the league in punts inside the 20-yard line (90) and tied for seventh in field goal percentage (86.2). From 2008-10, Chicago was one of only six teams in the NFL to allow one or fewer kick return touchdowns as that total tied for second in the league over that three-year span.

Tabor also helped shape some of the NFL's top return specialists. In 2008, Daniele Manning led the NFL in kickoff return average (29.7). In 2009, Johnny Knox finished second in the league in kickoff return average (29.0) and earned a Pro Bowl selection as a kick returner. In 2010, Devin Hester led the NFL in punt return average (17.1) and punt return touchdowns (3) en route to earning a Pro Bowl nod as a kick returner.

In 2010, the Bears ranked first in the league in punt return average (17.1), second in kickoff return average (25.4), second in average drive start after kickoffs (31.5) and ninth in punt return defense (7.8). The Bears' special teams unit also ranked fourth in the NFL, based on a composite formula devised by Rick Gosselin of the Dallas Morning News.

Prior to Chicago, Tabor spent two seasons at Western Michigan University (2006-07) as the running backs and special teams coach. He also spent four seasons at Utah State University, where he was the running backs and special teams coach in 2005 after being the Aggies' assistant head coach in charge of wide receivers from 2002-04.

Tabor coached at Central Methodist College (1995-96) in Fayette, Mo., before spending four seasons at the University of Missouri. He spent his first three years with the Tigers as an offensive graduate assistant (1997-99) before moving into the role of running backs and special teams coach in 2000. He was also the head coach at Culver-Stockton College in Canton, Mo., in 2001.

From 1993-1994, Tabor built experience at the community college and high school levels, coaching at Hutchinson (Kansas) Community College (1994) and Benton High School (1993) in St. Joseph, Mo.

Tabor graduated from Benedictine College in Atchison, Kansas, where he played four seasons at quarterback. He earned a master's degree in education from Columbia (Mo.) College.

He and his wife, Nikki, have two daughters, Paityn and Lainey.

Chris Tabor - Special Teams Coordinator

Hometown: St. Joseph, Mo.

Playing Experience

Quarterback, Benedictine, 1990-93

Coaching Experience

Pro Coach: Chicago Bears (special teams coordinator) **2018-present**; Cleveland Browns (special teams coordinator) **2011-17**; Chicago Bears (assistant special teams coach) **2008-10**.

College Coach: Western Michigan University (running backs and special teams) **2006-07**; Utah State University (running backs and special teams) **2005**; Utah State University (assistant head coach in charge of wide receivers) **2002-04**; Culver-Stockton College (head coach) **2001**; University of Missouri (running backs and special teams coach) **2000**; University of Missouri (offensive graduate assistant coach) **1997-99**.

**ROY ANDERSON** Assistant Defensive Backs

Roy Anderson enters his second season as the assistant secondary coach after being hired by the club on January 19, 2017. Anderson owns 10 years of NFL coaching experience between the Bears (2017), San Francisco 49ers (2016), Indianapolis Colts (2012-15) and Baltimore Ravens (2008-11). Prior to the NFL, Anderson spent time as a graduate assistant with LSU (2004), Florida State (2003) and Florida A&M (2002) and served as a player personnel assistant with the Ravens (2005-07).

Most recently in 2017, Anderson helped guide a secondary group that accounted for seven interceptions and 50 passes defended. He played a key role in the development of newcomer Eddie Jackson, who started all 16 games at safety and ranked third on the defense in total tackles (70), tied for third in passes defended (6) and accounted for a pair of defensive touchdowns. Additionally, veteran cornerback Kyle Fuller had a breakout season, ranking second in the NFL in passes defended (22) and ninth in terms of total tackles among cornerbacks (68). Collectively,

the secondary helped aid a Bears defense which allowed the fourth-fewest plays of 25+ yards in the NFL (22), tied-seventh in sacks (42) and finished tied-ninth in interception return yards (253).

Prior to his arrival in Chicago, Anderson served as the 49ers assistant defensive backs coach. Safety Antoine Bethea led the team with 141 tackles and reached 100 tackles for the third time under Anderson's tutelage (2012, 2013 and 2016).

Before joining San Francisco, Anderson was a secondary for the Colts from 2012-15. Under his guidance, cornerback Vontae Davis posted four interceptions and safety Mike Adams tallied five interceptions in both 2014 and 2015 en route to back-to-back pro bowl nods. Adams also finished tied for first in the NFL with seven takeaways in 2014.

Anderson spent seven seasons with the Ravens (2005-11) as the club's defensive assistant/secondary coach (2010-11), coaching assistant (2008) and personnel assistant (2005-07). In 2011, the Ravens defense allowed 288.9 yards per game (3rd in the NFL). In 2009, he worked primarily with the defensive line as Baltimore ranked third in the NFL, allowing 300.5 yards per game.

Anderson played quarterback collegiately for Howard University (1997-2001) and was named to the all-MEAC Scholar-Athlete Team in 2001.

Roy Anderson - Assistant Defensive Backs

Hometown: Tallahassee, Fla.

Playing Experience

Quarterback, Howard, 1997-2001

Coaching Experience

Pro Coach: Chicago Bears (assistant defensive backs), **2017-present**; San Francisco 49ers (safeties), **2016**; Indianapolis Colts (safeties), **2012-15**; Baltimore Ravens (defensive assistant), **2009-11**, (coaching assistant), **2008**, (player personnel assistant), **2005-07**; **College Coach:** LSU (graduate assistant), **2004**; Florida State (student assistant), **2003**; Florida A&M (graduate assistant), **2002**.



SEAN DESAI **Defensive Quality Control**

Sean Desai is in his sixth season as a defensive quality control coach for the Chicago Bears after being hired by the team on January 28, 2013. He has over a decade of experience as a coach at the NFL and collegiate levels. On the field, Desai works with the Bears linebackers while also assisting the special teams coaches.

Desai joined the Bears after spending the 2012 season as the running backs coach/special teams coordinator at Boston College. In 2012, the Eagles led the NCAA in punt returns, averaging 21.7 yards per return (282 yards and one touchdown on 13 returns). That season, Desai also coached Boston College running back Andre Williams who went on to win the Doak Walker Award as the nation's top running back a year later.

Desai was the assistant director of football operations at the University of Miami (FL) in 2011 after spending five seasons at Temple (2006-10) as a defensive and special teams coach.

In 2010, Desai was Temple's special teams coordinator/outside linebackers coach. At age 27, he was one of the youngest coordinators in the country at the time. That season, the Owls special teams ranked second in the nation in kickoff coverage, allowing just 17.4 yards per return. The Owls defense ranked 16th in the nation in both total defense (317.7 yards per game) and scoring defense (19.1 points per game). Temple's defense also finished 15th in passing yards per game allowed (178.2 ypg) and their nine passing touchdowns allowed were tied for the second fewest in the FBS, helping the Owls to the 14th best pass efficiency defense in the nation in (110.98). During his time overseeing the outside linebackers and special teams, Desai coached current Detroit Lions LB Tahir Whitehead and Super Bowl 50 kicker Brandon McManus.

During 2005-09, Desai was a graduate assistant for the Owls defense/special teams and academics. During his time as a graduate assistant, Temple's special teams had the nation's top kickoff return unit in 2008, averaging 26.6 yards per return, while tying for second in the nation with two kickoff return touchdowns. In 2009, the Owls compiled their longest winning streak in program history (nine-straight), en route to the MAC East Division Co-Championship and their first bowl game in 30 years (and just the third bowl game in school annals). While assisting the defensive staff, Desai coached safety Jaiquawn Jarrett and worked with DL Muhammad Wilkerson.

He started his coaching career at his alma mater Shelton (Conn.) High School, serving as a part-time assistant defensive coordinator, defensive backs and wide receivers coach for the freshman squad from 2001-04.

Desai earned his doctorate in educational administration, with an emphasis in higher education, at Temple University in May 2008, serving as an adjunct professor at the school in 2009 and 2010, teaching in the master's and doctoral programs in education administration. Desai is currently an adjunct professor at Lake Forest Graduate School of Management. He has articles published in both the Journal of Higher Education and the Community College Journal of Research and Practice and has spoken at various education conferences, including giving a keynote speech at the New DEEL Conference.

Desai and his wife have two sons.

Sean Desai - Defensive Quality Control

Hometown: Shelton, Conn.

Playing Experience

None

Coaching Experience

Pro Coach: Chicago Bears (defensive quality control) **2013-present**. **College coach:** Boston College (running backs/ special teams coordinator/defensive backs) **2012**; Miami (assistant director of football operations) **2011**; Temple (graduate assistant, special teams coordinator/outside linebackers) **2007-10**.

**ED DONATELL** Defensive Backs

Ed Donatell is in his fourth season as the Bears defensive backs coach after being hired by the team on January 21, 2015. He has 39 years coaching experience, including 27 in the NFL.

In 2017, Donatell's secondary ranked seventh in the league in fewest net passing yards allowed while the defense finished 11th in fewest yards per play (5.1). Under Donatell's tutelage, rookie Eddie Jackson finished the season tied for the team lead in interceptions (2), returning one for a touchdown and led the team in fumble recoveries (3), returning one for a score. Additionally, veteran cornerback Kyle Fuller had a breakout season, ranking second in the NFL in passes defended (22) and ninth in terms of total tackles among cornerbacks (68). Collectively, the secondary helped aid a Bears defense which allowed the fourth-fewest plays of 25+ yards in the NFL (22), tied-seventh in sacks (42) and finished tied-ninth in interception return yards (253).

Prior to joining the Bears, Donatell spent four seasons (2011-14) as the secondary coach for the San Francisco 49ers. During that time, Donatell's secondary was a part of a 49ers defense that ranked second in the NFL in scoring defense (17.4 points per game) and opponent passer rating (76.8), tied for second in interceptions (78), third in total defense (310.2 yards per game) and sixth in pass defense (218.2 ypg).

Four players from San Francisco's secondary were named to a total of six Pro Bowls under Donatell's guidance: S Dashon Goldson (2011-12), CB Carlos Rogers (2011), S Eric Reid (2013) and S Donte Whitner (2011-12). In addition, Goldson, earned first-team All-Pro honors by the Associated Press in 2012 and Rogers was named a second-team All-Pro by the AP in 2011.

Prior to his time in San Francisco, Donatell was the secondary coach of the Denver Broncos for two seasons (2009-10), his second coaching stint with the club. During his time in Denver, the Broncos were ninth in the NFL in passing defense allowing 211.3 yards per game.

Donatell was the defensive coordinator at the University of Washington in 2008 and served as a special assistant for the New York Jets in 2007.

From 2000-06, Donatell served as an NFL defensive coordinator for two teams: Green Bay (2000-03) and Atlanta (2004-06). During his three seasons in Atlanta, the Falcons defense was tied for seventh in the NFL with 122 sacks and eighth in third-down defense (217-of-599, 36.2 percent). In 2004 the Falcons paced the league with 48 sacks, the first time leading the NFL in that category, while advancing to the NFC Championship game. In 2005, the Falcons led the NFL in third-down defense (58-of-192, 30.2 percent). In 2006, they ranked sixth in the league in yards per carry allowed (3.75) and ninth in rushing defense (103.6 ypg).

During Donatell's four seasons as Green Bay's defensive coordinator, the Packers were third in the NFL with 144 takeaways, including pacing the league with 116 takeaways from 2001 to 2003. In 2002, the Packers defense set a Green Bay record with 52 sacks (which still stands) and led the NFL with 45 takeaways, sixth-most in franchise history. In Donatell's first stint with the Broncos he held the role of defensive backs coach from 1995-99. During that time, the Broncos were seventh in the NFL in passing defense (199.6 ypg) and yards per attempts (6.47). Denver won back-to-back Super Bowl titles during that time (XXXII following the 1997 season and XXXIII following the 1998 season). The Broncos ranked in the top 10 in pass defense in four of his five seasons overseeing the defensive backs (ninth in 1995, tenth in 1996, fifth in 1997 and eighth in 1999).

Donatell got his NFL coaching start as the defensive backs coach with the New York Jets from 1990-94. From 1979-89, Donatell operated in the collegiate coaching ranks, holding the role of defensive backs coach with Cal State Fullerton (1989), the University of Idaho (1986-88) and the University of Pacific (1983-85) after working as a graduate assistant at the University of Washington (1981-82) and Kent State (1979-80).

An all-conference defensive back, team captain and four-year letter winner at Glenville State (W.Va.) University, Donatell received a bachelor's degree in physical education in 1979. He went on to earn a master's degree in administration from Kent State in 1981.

A native of Stow, Ohio, Donatell and his wife Shari, have three children, Brenna, Tommy and Stevie.

Ed Donatell - Defensive Backs

Hometown: Akron, Ohio

Playing Experience

Defensive Back, Glenville State (W.Va.), 1975-78

Coaching Experience

Pro Coach: Chicago Bears (secondary) **2015-present**; San Francisco 49ers (secondary) **2011-14**; Denver Broncos (secondary) **2009-10**; New York Jets (special assistant) **2007**; Atlanta Falcons (defensive coordinator) **2004-06**; Green Bay Packers (defensive coordinator) **2000-03**; Denver Broncos (defensive backs) **1995-99**; New York Jets (defensive backs) **1990-94**. **College Coach:** Washington (defensive coordinator) **2008**; Cal State Fullerton (defensive backs) **1989**; Idaho (defensive backs) **1986-88**; Pacific (defensive backs) **1983-85**; Washington (defensive backs) **1981-82**; Kent State (defensive backs) **1979-80**.



MIKE FURREY **Wide Receivers**

Mike Furrey is in his first season as the Bears wide receivers coach after being hired by the team on January 12, 2018. Furrey, who played eight seasons in the National Football League, came to the Bears after serving two seasons as the head football coach at Limestone College in Gaffney, S.C.

He joined the Limestone Saints after spending two seasons as the head football coach at Kentucky Christian University, followed by three years on "Doc" Holliday's staff at Marshall University. Prior to his time in the coaching ranks, he played eight seasons in the NFL with the St. Louis Rams, Detroit Lions, Cleveland Browns and Washington Redskins. In 2006, Furrey ranked second in the NFL in receptions (98) with the Detroit Lions while recording 1,086 yards and six touchdowns, earning him Lions' co-offensive player of the year honors.

Furrey took over a Limestone program still in its infancy and guided the Blue and Gold to its best season in the short three-year history of the team. The Saints, who had combined for just four wins over the first two years of competition, finished with a 5-6 overall record during the 2016 campaign before going 4-6 in 2017.

During his tenure with the Thundering Herd, Furrey helped guide the program to three straight bowl wins and the 2014 Conference USA Championship. Marshall led Conference USA in scoring offense while ranking in the top 5 nationally in total offense during the 2013 and 2014 campaigns.

Following a successful NFL playing career, Furrey was named the head coach at Kentucky Christian in January 2011. He turned the program around as the team went from 0-11 in 2010 to 7-4 and a national Top-25 ranking in 2012.

Twice nominated for the NFL Walter Payton Man of the Year Award with the Lions, Furrey was a finalist for the prestigious award during the 2009 season as a member of the Cleveland Browns. Furrey won the 2009 JB Award, an accolade given to those who specialize in community service by CBS studio host James Brown, and then was selected as the 2009 NFL Ed Block Courage Award recipient.

After signing with the Indianapolis Colts as an undrafted free agent in 2000, Furrey spent one season with the Las Vegas Outlaws in the XFL before playing two years with the New York Dragons of the Arena Football League. He would then sign with the St. Louis Rams in 2003, playing in 13 games during his rookie year. He helped guide the Rams to the NFC Divisional Round as a safety a year later.

Furrey was inducted into the UNI Athletics Hall of Fame in September 2017. He was a three-time All-American for the Panther football team from 1997-1999. Furrey caught 242 passes (third in MVFC history) for 3,544 yards (fourth in MVFC history). He spent his freshman season at The Ohio State University in 1996.

In 2007, he founded the Mike Furrey Foundation and has since raised more than \$500,000 to help improve the lives of those who are hurting, hungry, hopeful and/or homeless. He also serves as the board president for Basket of Hope with former NFL coach Tony Dungy as the organization's spokesperson.

Mike Furrey - Wide Receivers

Hometown: Galion, Ohio

Playing Experience

Pro Experience: Wide Receiver, Washington Redskins (2010); Cleveland Browns (2009); Detroit Lions (2006-08); St. Louis Rams (2003-05); New York Dragons (2002-03); Las Vegas Outlaws (2001); Indianapolis Colts (2000).

College Experience: Ohio State (1995); Northern Iowa (1997-99).

Coaching Experience

Pro Coach: Chicago Bears (wide receivers) **2018-present.**

College Coach: Limestone College (head coach) **2016-17**; Marshall University (wide receivers) **2013-15**; Kentucky Christian University (head coach) **2011-12.**

**KEVIN GILBRIDE** Tight Ends

Kevin Gilbride is in his first season as the Bears' tight ends coach after being hired by the club on January 13, 2018. Gilbride spent the last eight seasons with the New York Giants and the last four as their tight ends coach.

In his time with the Giants, Gilbride has demonstrated an ability to develop young players. Last season, Evan Engram led all NFL rookie tight ends in receptions (64) and yards (722) and tied for first in receiving touchdowns (six). Engram also led the Giants in receptions and touchdown catches while finishing second on the team in receiving yards. In 2016, Will Tye, a second-year undrafted player, emerged as the Giants' most consistent tight end. He played in all 16 games with 11 starts, including each of the last 10 games, and finished third on the team with 48 receptions for 395 yards and a touchdown. As a rookie in 2015, Tye led all NFL rookie tight ends in catches (42) and receiving yards (464) and was tied for the lead in touchdown receptions (three).

From 2012-13, Gilbride served as the Giants' wide receivers coach. In the 2013 season opener in Dallas on Sept. 8, Victor Cruz (118 yards), Hakeem Nicks (114) and Rueben Randle (101) each had at least 100 receiving yards, the first time in franchise history that three different players exceeded the century mark in the same game. In Gilbride's first year coaching the receivers in 2012, Cruz became just the second Giants wideout since 1968 to play in the Pro Bowl.

In 2011, Gilbride held the title of offensive assistant. He joined the coaching staff in 2010 as the team's offensive quality control coach and is the son of former Giants offensive coordinator Kevin Gilbride, who retired after the 2013 season.

Prior to joining the Giants, Gilbride spent three seasons as the wide receivers coach at Temple University. In 2009, Gilbride was a member of the Temple coaching staff that led the Owls to a 9-4 record - their first winning record since 1990 - and their first bowl game since 1979.

Before his stint at Temple, Gilbride coached the slot receivers and tight ends at Georgetown University in 2006. He also headed the kickoff coverage unit and assisted on punt, kickoff return and punt block.

Gilbride was an offensive graduate assistant coach at Syracuse University for two seasons (2004-05), working closely with the tight ends in 2005. The Orange captured a share of the Big East title in 2004 and earned a berth in the Champs Sports Bowl. Gilbride first joined the SU staff as a graduate assistant for video in 2003 before then head coach Paul Pasqualoni moved him into a coaching role.

Gilbride graduated from the University of Hawaii in 2003 with a bachelor's degree in speech communications. He was a backup quarterback and played on special teams for the Warriors in 2000 after sitting out the 1999 season following his transfer from Brigham Young. He also earned four letters as a baseball player at Hawaii, playing outfield, first base and designated hitter. As a senior, he batted .308, had a .413 on base percentage and did not commit an error.

Kevin Gilbride - Tight End

Hometown: Springfield, Mass.

Playing Experience

Quarterback, Brigham Young University (1998); University of Hawaii (2000-03).

Coaching Experience

Pro Coach: Chicago Bears (tight ends) **2018-present**; New York Giants (tight ends) **2014-17**; New York Giants (wide receivers) **2012-13**; New York Giants (offensive assistant) **2011**.

College Coach: Temple University (wide receivers) **2008-10**; Georgetown University (slot receivers and tight ends) **2006**; Syracuse University (graduate assistant) **2004-05**.



BRIAN GINN **Offensive Quality Control**

Brian Ginn is in his first season with the Bears as an offensive quality control coach.

Ginn has 17 years of coaching experience at the collegiate level, all with the University of Delaware (2000-16). While with the Blue Hens, Ginn held several coaching positions, overseeing the tight ends (2016), quarterbacks (2014-15), wide receivers (2013), passing game coordinator/wide receivers (2009-12), offensive coordinator/quarterbacks (2008), wide receivers (2006-07), running backs (2002-05) and wide receivers (2001). He got his coaching start in 2000 as a graduate assistant after playing quarterback for the Blue Hens from 1996-99.

During his 22 seasons affiliated with the Delaware football program as a player and coach, Ginn has been a part of teams that have posted 17 winning seasons with five conference titles and six Lambert Cup championships while advancing to the NCAA tournament eight times. He helped Delaware capture a national title in 2003 and was part of a coaching staff that made it to the title game two other times (2007 and 2010).

As the quarterbacks coach in 2014 he helped Delaware rank fifth in the Colonial Athletic Association in total offense (353.2) and second in the league and 13th in NCAA FCS in team pass completion percentage (.647).

In 2010, his work with the receiving corps helped the Hens rank second in the CAA in scoring offense (27.9) and total offense (401.8) and third in passing offense (217.4).

In 2007, Delaware led the CAA and ranked 11th nationally in passing offense (289.5 ypg) while wide receiver Aaron Love earned All-American honor after catching 73 passes for 1,009 yards to become Delaware's all-time leader in receptions.

While running backs coach in 2003, Ginn was instrumental in the development of Germaine Bennett and Antawn Jenkins. Bennett set a school single-season record with 1,625 yards and earned first team College Sports Television All-American honors while Jenkins surpassed 2,000 yards for his career.

In 2005, Ginn coached third team All-American running back Omar Cuff, who ranked second in the Atlantic 10 with 109.5 ypg. As a team, the Hens ranked third in the Atlantic 10 with 195.0 rushing ypg.

During the 2001 season, Ginn coached wide receiver Jamin Elliott to All-Atlantic 10 honors. Elliott would go on to be a sixth-round selection by the Bears in the 2002 NFL Draft.

While a quarterback at Delaware, Ginn was teammates with current Bears head coach Matt Nagy. He split time with Nagy as a junior in 1998 before suffering a season-ending broken leg in the third game of the season. As a senior captain in 1999, Ginn began the season as Nagy's backup but took over late in the season when Nagy was injured and threw for 997 yards and six touchdowns.

He and his wife, Rachele, have twin daughters, Addison and Riley, and son, Brayden.

Brian Ginn - Offensive Quality Control

Hometown: Yorktown, Va.

Playing Experience

University of Delaware, quarterback (1996-2000)

Coaching Experience

Pro Coach: Chicago Bears (offensive quality control) **2018-present**.

College Coach: University of Delaware (tight ends) **2016-17**; University of Delaware (quarterbacks) **2014-15**; University of Delaware (receivers) **2013**; University of Delaware (passing game coordinator/receivers) **2009-12**; University of Delaware (offensive coordinator/quarterbacks) **2008**; University of Delaware (receivers) **2006-07**; University of Delaware (running backs) **2002-05**; University of Delaware (receivers) **2001**; University of Delaware (graduate assistant) **2000**.

**HARRY HIESTAND** Offensive Line

Harry Hiestand begins his second stint as offensive line coach for the Bears after being hired on January 10, 2018. He returns to the Bears following stops at the University of Tennessee (2010-11) and Notre Dame (2012-17). He previously served as Chicago's offensive line coach from 2005-09.

Hiestand, who will be entering his sixth year in the National Football League, brings 36 years of coaching experience to the Bears' staff, including 32 as an offensive line coach. Most recently at Notre Dame, Hiestand guided an offensive line which produced 190 rushing yards per game during his six seasons with the Irish. Last season his Fighting Irish unit won the Joe Moore Award, which honors the top offensive line unit in the country.

While in Tennessee, Hiestand tutored three true freshmen on a 2010 offensive line that helped Tauren Poole rush for 1,034 yards and an SEC-high six 100-yard rushing games. In 2011, he mentored a Volunteers offensive line that allowed only 18 sacks, second only behind

Alabama in the SEC.

Hiestand was a member of Chicago's coaching staff that not only helped the Bears win division championships in 2005 and 2006, but also advanced to Super Bowl XLI following the '06 season. He played a key role in Olin Kreutz's (2005 and 2006) and Ruben Brown's (2006) Pro Bowl seasons. Kreutz was additionally named first-team All-Pro in 2006 – the first Bears' offensive lineman to accomplish the feat in 17 years.

The Malvern, Pa., native began his coaching career at his alma mater, East Stroudsburg University, after an injury ended his playing career. He played two years at Springfield College before transferring to East Stroudsburg in the Pocono's of Pennsylvania.

Hiestand earned his bachelor's degree in health and physical education from East Stroudsburg in 1983. He and his wife, Terri, have three sons, Michael, Matthew and Mark, and one daughter, Sarah.

Harry Hiestand - Offensive Line

Hometown: Malvern, Pa.

Playing Experience

Offensive Line, Springfield College (1978-79); East Stroudsburg University (1980-81).

Pro Experience: Chicago Bears (offensive line) **2018-present**; Chicago Bears (offensive line) **2005-09**.

College Experience: University of Notre Dame (offensive line) **2012-17**; University of Tennessee (offensive line) **2010-11**; University of Illinois (offensive line) **1997-04**; University of Missouri (offensive line) **1994-96**; University of Cincinnati (offensive line) **1989-93**; University of Toledo (Tight Ends) **1988**; University of Southern California (graduate assistant) **1987**; University of Pennsylvania (tight ends) **1986**; East Stroudsburg University (offensive line) **1984-85**; East Stroudsburg University (assistant offensive line) **1983**; East Stroudsburg University (student assistant) **1982**.



CHARLES LONDON **Running Backs**

Charles London is in his first season as running backs coach for the Bears after being hired by the Bears on January 12, 2018. He returns to Chicago after serving as an offensive assistant with the Bears from 2007-09. London has spent nine seasons in the NFL, the past four as the running backs coach for the Houston Texans.

Houston's ground game was instrumental in the team winning back-to-back AFC South crowns in 2015-16 and posting three consecutive winning seasons for the first time in franchise history. In London's first three years with the team, the Texans ranked third in the AFC and sixth in the NFL in rushing. Last season the Texans finished seventh in the AFC 115.1 rushing yards per game.

In 2016, the Texans featured the eighth-best rushing attack in the NFL, averaging 116.2 yards per game and rushing for 1,859 yards as a team. In Lamar Miller's first season with the Texans, he set career highs in carries (268) and 100-yard games (4) and topped 1,000 rushing yards for the second time in his five-year career, becoming just the fourth player in Texans history to accomplish the feat.

Prior to coaching in Houston, London spent two seasons (2012-13) at Penn State University as the running backs coach and recruiting coordinator. During his time there London was key in the progression of RB Zach Zwinak, who rushed for 1,989 yards from 2012-13, good for the third-most rushing yards by a running back in the Big Ten in that time.

In 2011, London served as offensive assistant and quality control coach for the Tennessee Titans and spent the 2010 season as a pro scout for the Philadelphia Eagles. Prior to that, he worked three years as an offensive assistant with the Chicago Bears (2007-09) – his first year as a quality control coach on offense and his final two years as offensive assistant/assistant wide receivers coach.

London also has three years of coaching experience at his alma mater, Duke University (2004-06). He started as a graduate assistant in his first two years and was elevated to running backs coach in his final season.

Charles London - Runningbacks

Hometown: Dunwoody, Ga.

Playing Experience

Runningback, Duke University (2000-03)

Coaching Experience

Pro Coach: Chicago Bears (running backs) **2018-present**; Houston Texans (running backs) **2014-17**; Tennessee Titans (offensive assistant/quality control) **2011**; Philadelphia Eagles (pro scout) **2010**; Chicago Bears (offensive assistant/assistant wide receivers) **2008-09**; Chicago Bears (offensive assistant/quality control) **2007**; New England Patriots (coaching intern) **2005**.

College Coach: Penn State University (running backs); **2012-13**; Duke University (graduate assistant) **2004-05**.

**BROCK OLIVO** Assistant Special Teams

Brock Olivo enters his first season as assistant special teams coach for the Bears after being hired on January 19, 2018. He comes to the Bears after serving as the special teams coordinator with the Denver Broncos in 2017. Prior to that, Olivo worked alongside Nagy in Kansas City from 2014-16 as the Chiefs' assistant special teams coach.

During his time in Kansas City the Chiefs were one of just four teams that did not allow a touchdown on a kickoff or punt return. Kansas City also ranked third in the league in touchdowns scored on kickoff or punt returns (5) with a plus-5 touchdown differential that was second in the NFL in that span.

Olivo also assisted with the return and coverage units, in which over the 2013-15 seasons, the Chiefs led the NFL in kick returns (130) for 3,537 yards and average starting field position after kickoff (27.2).

Prior to arriving in Kansas City, Olivo spent two seasons (2012-13) as an assistant coach at Coastal Carolina where he coached running backs and assisted on special teams. Under Olivo's tutelage at Coastal Carolina the Chanticleers averaged 199.2 rushing yards per game, ranking 25th in the Football Championship Subdivision in 2012. In 2013 Coastal Carolina ranked eighth among FCS teams, averaging 252.1 rushing yards per game.

Before arriving at Coastal Carolina, Olivo spent the 2011 season as running backs coach for the Omaha Nighthawks of the United Football League (UFL). Prior to that, Olivo served as head coach and offensive coordinator of the Italian National Football Team. He was also the head coach, offensive coordinator and special teams coordinator of the S.S. Lazio Marines, a Serie A1 team which competes in Italy's IFL, the country's highest level of American football.

Olivo also spent four seasons as a player with the Detroit Lions from 1998-2001, serving as a running back and special teams player where he twice led the team in special teams tackles.

A 2000 graduate of the University of Missouri, Olivo set the then-school career record for rushing yards with 3,026 from 1994-97 and led the team in scoring in three straight seasons from 1994-96. Olivo was also the nation's first recipient of the Mosi Tatupu Award, an honor bestowed on college football's top special teams player. He became just the seventh player in Missouri football history to have his number (27) retired.

Brock Olivo - Assistant Special Teams

Hometown: St. Louis, Mo.

Playing Experience

Running back, University of Missouri (1994-97); Detroit Lions (1998-01); SS. Lazio Marines (2002)

College Experience: Coastal Carolina (running backs and special teams assistant) **2012-13.**

Pro Experience: Chicago Bears (assistant special teams) **2018-present;** Denver Broncos (special teams coordinator) **2017;** Kansas City Chiefs (assistant special teams coordinator) **2014-16;** Omaha Nighthawks (running back) **2011;** Italy (head coach) **2010-11;** SS. Lazio Marines (head coach) **2009-11;** Bologna Warriors (offensive and special teams coordinator) **2007-09.**



GLENN PIRES Linebackers

Glenn Pires is in his fourth year as the Bears linebackers coach after being hired by the club on January 23, 2015. Pires has 33 years coaching experience at the NFL and collegiate level, including 22 seasons in the NFL. He has spent 27 of those 33 years coaching linebackers.

Most recently in 2017, Pires helped linebackers Danny Trevathan and Christian Jones lead the defense in tackles with 89 and 84, respectively. Trevathan's 89 takedowns came in just 12 games played and his 7.4 tackles per game marked the second-highest average of his career and his best in a Bears uniform. Jones' 84-tackle campaign marked a career-best for the fourth-year linebacker and his 2.0 sacks, five tackles for loss and three quarterback hurries each matched career-highs in a single season.

Under Pires' guidance in 2016, linebackers Jerrell Freeman and Trevathan ranked first and third on the team in total tackles, tallying 127 and 73 tackles, respectively. Rookie linebacker Nick Kwiatkowski paced all Bears first-year players in tackles with 52, while starting 7-of-14

games in his first professional season.

Pires came to Chicago by way of Atlanta, where he spent seven seasons as a linebackers coach for the Atlanta Falcons. In 2014 under Pires' tutelage, second-year linebacker Paul Worrilow ranked fifth in the NFL with 142 tackles.

During the 2013 season, Pires helped Worrilow, who was an undrafted rookie free agent, lead the Falcons and rank tied-11th in the NFL with 127 tackles. That year, Worrilow recorded 19 tackles in back-to-back contests (November 3 at Carolina and November 10 versus Seattle), tied for the most in any game by a Falcons player since at least 1991. In 2013, Pires also helped Joplo Bartu, another undrafted rookie, finish third on the team with 85 tackles while adding eight tackles for losses and 3.5 sacks.

In 2012, the Falcons primary starting linebacking combo of Sean Weatherspoon, Stephen Nicholas and Akeem Dent combined to tally 309 tackles, 16 tackles for loss, 10 passes defended, five sacks, two interceptions, two forced fumbles and two fumble recoveries.

During the 2011 season, the Falcons finished sixth in the NFL in rush defense (97.0 yards per game) and second in opponent red zone scoring efficiency (78.7 percent, 37 scores in 47 drives).

In both 2009 and 2010, the Falcons defense finished 10th in the NFL in rushing defense yielding 105.9 and 106.8 yards per game, respectively. Pires helped LB Curtis Lofton earn All-Rookie honors from Sporting News and Pro Football Weekly in 2008 after he finished with 108 tackles, the second most by any NFL rookie.

Pires came to Atlanta from Miami, where he spent five seasons working as an assistant linebackers coach (2007), defensive quality control coach (2005-06) and assistant defensive line coach (2003-04). During that time, he worked with Pro Bowl linebackers Zach Thomas and Joey Porter and Pro Bowl defensive ends Jason Taylor and Adewale Ogunleye.

Prior to his arrival in Miami, Pires spent two years (2001-02) as a linebackers coach with the Detroit Lions. From 1996-2000, Pires also spent time with the Arizona Cardinals, serving as the club's linebackers coach.

In the collegiate ranks, Pires coached at Syracuse (graduate assistant, 1983-84; defensive line, 1989-90; outside linebackers, 1991-94), Dartmouth (defensive line/linebackers coach, 1985-88) and Michigan State (outside linebackers/recruiting coordinator, 1995).

He started his coaching career as an assistant at Melrose High School (Mass.).

The New Bedford, Mass., native was a four-year letterman as an offensive lineman at Springfield College (Mass.), earning his bachelor's degree in education in 1980.

Pires and his wife, Lynn, have one daughter, Jackie and one son, Michael.

Glenn Pires - Linebackers


Hometown: New Bedford, Mass.

Playing Experience

Offensive Lineman, Springfield College, 1976-79

Coaching Experience

Pro Coach: Chicago Bears (linebackers) **2015-present**; Atlanta Falcons (linebackers) **2008-14**; Miami Dolphins (assistant linebackers coach) **2007**; (defensive quality control) **2005-06**; (assistant defensive line) **2003-04**; Detroit Lions (linebackers) **2001-02**; Arizona Cardinals (linebackers) **1996-2000**. **College Coach:** Michigan State (outside linebackers/recruiting coordinator) **1995**; Syracuse (outside linebackers) **1991-94**; (defensive line) **1989-90**; Dartmouth (defensive line/linebackers) **1985-88**; Syracuse (graduate assistant) **1983-84**.

**DAVE RAGONE** Quarterbacks

Dave Ragone is in his third season as quarterbacks coach for the Bears after being hired by the team on January 22, 2016.

Ragone has six years NFL coaching experience, including spending the 2013 season as the Tennessee Titans quarterbacks coach. He joined the Bears from Washington where he spent the 2015 season as an offensive quality control coach.

Under Ragone's watch, QB Mitchell Trubisky set Bears rookie records in 2017 with 2,193 passing yards and 196 completions and rushed for 248 yards and two touchdowns. He averaged 182.8 passing yards per game while completing 59.4 percent of his throws. During his final five games, Trubisky completed more than 67 percent of his passes, which was fifth best in the NFL.

In 2016, Chicago's offense set franchise single-season records for gross passing yards (4,139; third), net passing yards (3,969; third) and passing first downs (211; second) despite starting three different quarterbacks (Matt Barkley – 6; Jay Cutler – 5; Brian Hoyer – 5).

In 2015, Ragone worked on an offensive coaching staff that helped Redskins quarterback Kirk Cousins to the fifth-highest passer rating in the NFL (101.6), including a 29:11 touchdown to interception ratio and an NFL-best 69.8 completion percentage.

Prior to his time with the Redskins, Ragone worked as an assistant coach in Tennessee, overseeing the quarterbacks in 2013 after coaching the wide receivers from 2011-12. In 2013, Ragone worked with QB Jake Locker who posted a 99.0 passer rating before injuries derailed his season. Locker finished with an 86.7 passer rating in seven starts (4-3 record).

As a wide receivers coach, Ragone helped Nate Washington to a career-high 1,023 receiving yards in 2011, the Titans first 1,000-yard receiver since 2004. Washington added career-highs in receptions (74) and receiving touchdowns (seven) that season. A year later, under Ragone's coaching, Kendall Wright – tied for the NFL lead among rookies with 64 receptions.

Ragone also worked as a quarterbacks coach for the Hartford Colonials in 2010, helping Josh McCown lead the UFL in passer rating and touchdown passes.

As an NFL player, Ragone spent three seasons as quarterback with the Houston Texans (2003-05) appearing in two games. He also spent time with the Berlin Thunder in 2005 being named NFL Europe Offensive MVP honors while leading the league in passer rating (97.5) and setting an NFLE record by throwing 174 consecutive passes without an interception.

A three-time Conference USA Offensive Player of the Year at Louisville, Ragone led the Cardinals to three consecutive bowl games. The Middleburg Heights, Ohio native was an All-State selection at St. Ignatius H.S. in Cleveland. He and his wife, Marju, have three children, Isabella, Anderson and Cristiano.

Dave Ragone - Quarterbacks

Hometown: Middleburg, Ohio

Playing Experience

Quarterback, Louisville, 1999-2002

Pro Quarterback, Houston Texans, 2003-05

Coaching Experience

Pro Coach: Chicago Bears (quarterbacks) **2016-present**; Washington Redskins (offensive quality control) **2015**; Tennessee Titans (quarterbacks) **2011-13**; Hartford Colonials (UFL) (quarterbacks) **2010**.



DONOVAN RAIOLA Assistant Defensive Line

Donovan Raiola is in his first season with the Bears after being hired as the club's assistant offensive line coach on February 27, 2018.

Raiola, who starred for the University of Wisconsin from 2003-05, possesses four years of coaching experience at the collegiate level.

Raiola spent the 2017 season as the offensive line coach at Aurora (Ill.). Prior to that, he spent two seasons as an offensive graduate assistant at Notre Dame (2015-16). Raiola also spent the 2014 season as an intern with the University of Hawai'i football program, where he worked with the offensive line.

Raiola also spent time in the NFL as a player, signing contracts with the St. Louis Rams (2006-08), Pittsburgh Steelers (2007), Seattle Seahawks (2008), Arizona Cardinals (2009) Chicago Bears (2009) and Tampa Bay Buccaneers (2010). Raiola also played parts of two seasons with the Omaha Nighthawks (2010-11) of the United Football League.

Raiola started 39 of 43 career games for the Badgers (2002-05), including 38 of his final 39 contests. He was a three-time all-Big Ten honorable mention selection and team captain as a senior. Raiola was named to the 2003, 2004 and 2005 preseason watch lists for the Rimington Trophy, which is given to college football's outstanding center. He was also selected to the watch list for the 2004 Outland Trophy.

Prior to the 2014 campaign at Hawai'i, Raiola spent two years as an assistant coach for his scholastic alma mater, Kamehameha Schools-Kapalama (2012-13). He coached offensive line and helped organize clinics for high school offensive line-men in the state of Hawai'i during the offseason.

Raiola graduated from Wisconsin in 2005 with a bachelor's degree in agricultural business management. Raiola's brother, Dominic, played 14 years at center for the Detroit Lions.

Donovan Raiola - Assistant Defensive Line

Hometown: Honolulu, Hawaii

Playing Experience

Pro: Offensive Line, Omaha Nighthawks (2010-11); Tampa Bay Buccaneers (2010); Chicago Bears (2009); Arizona Cardinals (2009); Seattle Seahawks (2008); Pittsburgh Steelers (2007); St. Louis Rams (2006-08).
College: University of Wisconsin (2002-05).

Coaching Experience

Pro Experience: Chicago Bears (assistant defensive line) **2018-present;**

College Experience: Aurora University (offensive line) **2017;** Notre Dame (graduate assistant) **2015-16;** University of Hawaii (offensive line, intern) **2014.**

**JAY RODGERS** Defensive Line

Jay Rodgers is in his fourth year as the Chicago Bears defensive line coach after being hired by the franchise on January 25, 2015. Rodgers has 17 years coaching experience including nine seasons in the NFL.

Most recently in 2017, Rodgers' line played a major role in Chicago's defensive dominance, accounting for 42 sacks for 277 yards, the highest such totals in his three seasons with the club. DL Akiem Hicks led the defense with a career-best 8.5 sacks and matched a career-best 54 tackles. Collectively, the Bears limited opponents to 108.1 rushing yards per game, which ranked 11th in the league. The Bears' 10 rushing touchdowns allowed in 2017 ranked tied-ninth in the NFL and tied-third by a Bears defense over the past 10 seasons.

In 2016, the Bears defensive line showed improvement in their second season under Rodgers. Hicks also led the way in his first season, setting then career highs in sacks (7.0), pass breakups (2), tackles for a loss (11) and forced fumbles (2). Hicks also finished fourth on the team with a

career-high 71 tackles. Eddie Goldman also produced 2.5 sacks despite being limited to 6 games due to injury.

Prior to joining the Bears, Rodgers spent the previous six seasons (2009-14) on the Denver Broncos coaching staff including overseeing the defensive line over the last three years (2012-14). Over those three seasons (2012-14), the Broncos led the NFL in rushing defense (90.8 yards per game), allowing the fewest rushes of 10-or-more yards (99), and were fourth in the league with 134 sacks. During that time, Rodgers oversaw two Pro Bowl defensive ends: Elvis Dumervil (2012 season) and DeMarcus Ware (2014). The Broncos had a defensive lineman record a double-digit sack season all three years under Rodgers' leadership: Dumervil (11 in 2012), Shaun Phillips (10 in 2013) and Ware (10 in 2014).

In 2014, the Broncos defense ranked second against the run (79.8 ypg), including permitting the second fewest runs of 10-or-more yards in the NFL (29). Denver's defense also finished fourth in the league in rushing average (3.66 yards per carry) and tied for ninth in sacks (41).

A year earlier, the Broncos rushing defense was tied for seventh in the NFL (101.6 ypg), tied for 13th in sacks (41). In his lone season with Denver in 2013 under Rodgers' tutelage, Shaun Phillips recorded the third highest sack total of his then 10-year career with 10 sacks.

In his first year as Denver's defensive line coach, Rodgers helped the Broncos tie for the NFL lead with 52 sacks. Denver also finished third in the NFL that season in rushing defense (91.1 ypg) and second in rushing average allowed (3.61 ypc). Of Dumervil's 11 sacks that season, six were "strip-sacks" (forced-fumbles), the most in the NFL in 2012. Rookie defensive end Derek Wolfe recorded six sacks while becoming just the second rookie defensive lineman in team history to start every game.

Rodgers joined the Broncos as a coaching assistant in 2009, a title he held for two seasons before being named defensive quality control coach in 2011.

Prior to joining the Broncos Rodgers worked the collegiate coaching ranks for nine seasons. A former college quarterback at Indiana (1996-98) and Missouri State (1999), Rodgers made his coaching debut as a graduate assistant at LSU working on the offensive (2001) and defensive (2002) side of the football. He moved on to become the passing game coordinator/quarterbacks and wide receivers coach at Dodge City Community College in Kansas during the 2003 season. He coached the quarterbacks at Missouri State (2004) and Stephen F. Austin University (2005-06) before overseeing the wide receivers at Iowa State (2007-08).

In 2000, he worked as a recruiting intern at Ohio State University.

A native of Austin, Texas, Rodgers attended Austin Westlake High School and received a bachelor's degree from Indiana in 2000. He is the older brother Jeff Rodgers, who is the special teams coordinator for the Arizona Cardinals.

Jay and his wife, Melissa, have two daughters, Avery and Harper, and a son, Rock.

Jay Rodgers - Defensive Line

Hometown: St. Paul, Minn.

Playing Experience

Quarterback, Indiana, 1996-98;
Missouri State, 1999

Coaching Experience

Pro Coach: Chicago Bears (defensive line) **2015-present**; Denver Broncos (defensive line) **2012-14**; (defensive quality control) **2010-11**; (coaching assistant) **2009**. **College Coach:** Iowa State (wide receivers) **2007-08**; Stephen F. Austin (quarterbacks) **2005-06**; Missouri State (quarterbacks) **2004**; Dodge City Community College (passing game coordinator/quarterbacks/wide receivers) **2003**; Louisiana State (graduate assistant) **2001-02**.



BILL SHUEY **Defensive Quality Control**

Bill Shuey is in his first season as the Bears defensive quality control coach after being hired by the team on February 27, 2018.

Shuey possesses six years of collegiate coaching experience with Widener (2014-17) and West Chester (2012-13).

At Widener, Shuey held the title of assistant football coach/defensive coordinator. Under his watch, Widener sported the Mac Defensive Player of the Year. In 2017, Widener led the nation with nine defensive touchdowns and were ninth with 3.55 sacks per game. They also finished in the top-30 nationally in scoring defense while three defenders earned All-America honors.

In 2016, The Pride ranked fourth nationally in rushing defense (67.9 ypg) as well as 10th in sacks (3.6 pg), tied for 14th in tackles for a loss (8.8 pg) and 26th in total defense (294.1 ypg).

In 2015, the Widener defense finished the season ranked seventh nationally in total defense, third in sacks and tackles for a loss, sixth in passing defense, 19th in rushing defense, and fourth on third down conversion percentage defense under Shuey's tutelage.

The Widener defense aided the program to a 10th overall ranking in the national polls and a 12-1 record in 2014. The defense ended the season ranked second nationally against the run as well as third in interceptions and tackles for loss. Widener's defense held opponents to 68.0 rushing yards per game and yielded only seven rushing touchdowns all season. The Pride also limited opponents to just under 18 points per contest.

Prior to Widener, Shuey worked for two seasons as the linebackers coach for West Chester University. In 2013, the Golden Rams amassed a school-record 13-2 record that included three NCAA Tournament victories and a trip to the Division II semi-finals. Both starting linebackers were honored by the Pennsylvania State Athletic Conference, and middle linebacker Ronell Williams was named ECAC Defensive Player of the Year and was a finalist for the Cliff Harris Award.

Before arriving at West Chester University, Shuey was a member of the Philadelphia Eagles organization for ten seasons, which included eight on Andy Reid's coaching staff. He spent four years as a defensive coach and worked directly under defensive coordinators Jim Johnson and Sean McDermott. Prior to working on the defensive side of the ball, he spent four seasons with the offensive coaching staff with coordinators Brad Childress and Marty Mornhinweg.

Prior to coaching, Shuey competed for the Lehigh Valley Panthers of the Colonial Football Alliance and the Pittsburgh Colts of the Grassroots Football League. He received his bachelor's degree in sport management from Slippery Rock in 1995 with a minor in business administration and his master's in physical education from West Virginia in 1998.

A native of Bethlehem, Pa., Shuey and his wife Maura, have a daughter, Ella, and sons, Jack and Luke.

Bill Shuey - Defensive Quality Control

Hometown: Bethlehem, Pa.

Playing Experience

Defensive back, running back, Lehigh Valley Panthers (1999), Pittsburgh Colts (1996-98).

Coaching Experience

Pro Coach: Chicago Bears (defensive quality control) **2018-present**; Philadelphia Eagles (linebackers) **2008-10**; Philadelphia Eagles (defensive assistant and quality control) **2007**; Philadelphia Eagles (offensive assistant and quality control) **2003-06**; Philadelphia Eagles (head coach's assistant) **2001-02**.

College Coach: Widener (assistant football coach/defensive coordinator) **2014-17**; West Chester (linebackers) **2012-13**.

**MIKE SNYDER** Offensive Quality Control

Mike Snyder is in his first season as an offensive quality control coach with the Bears after being hired on February 27, 2018. Snyder possesses six years of coaching experience at the collegiate level with Coastal Carolina (2015-17) and Wingate (2012-15).

As the offensive analyst at Coastal Carolina, Snyder was tasked with assisting the running backs during daily individual drills, breaking down film of upcoming opponent's defenses, producing a coaches report of opponent's base and 3rd down defenses and preparing a weekly blitz report distributed to players. Snyder began his college coaching career at Wingate in 2012 as a quarterback and special teams graduate assistant before being hired as the school's running backs coach (2013-15).

Previously, Snyder spent three years at Palmyra Area (Pa.) High School. He was the passing game coordinator, the quarterbacks coach and the wide receivers coach at various times during his tenure.

The Lebanon Valley (Pa.) College graduate has baseball coaching experience as well. Snyder was the assistant coach at Cedar Crest High School for two seasons. As a student-athlete at Lebanon Valley, Snyder was a three-year baseball letter winner.

Mike Snyder - Offensive Quality Control

Hometown: Perry, Ohio

Playing Experience

None

Coaching Experience

Pro Coach: Chicago Bears (offensive quality control) **2018-present.**

College Coach: Coastal Carolina (offensive analyst) **2015-17;** Wingate University (graduate assistant, quarterbacks and special teams) **2012;** Wingate University (running backs) **2013-15.**

AIKMAN EFFICIENCY RATINGS

Established in 1995, the Aikman Efficiency Ratings measure offensive and defensive performance using a combination of seven key statistics identified by Troy Aikman, and then measured against league norms (and extremes). An offense or defense performing exactly at league norms in all categories will achieve a score of 75 while an exceptional unit would score 90 or more. Each unit starts with a base of 50 points and then has points added (or in two cases subtracted) to build the final ranking. (*Super Bowl winner; #Super Bowl loser)

Offense	Bears	League Leader
1995	5 (81.80)	Cowboys (88.07)*
1996	20 (71.64)	Packers (84.13)*
1997	27 (65.04)	Bengals (86.88)
1998	26 (65.67)	Vikings (93.93)
1999	28 (64.32)	Rams (89.39)*
2000	26 (65.80)	Rams (92.30)
2001	20 (71.43)	Rams (88.86)#
2002	28 (68.63)	Chiefs (93.57)
2003	26 (68.94)	Chiefs (93.94)
2004	32 (57.00)	Colts (94.40)
2005	28 (66.40)	Seahawks (92.60)#
2006	18 (74.20)	Colts (93.58)*
2007	29 (67.20)	Patriots (99.00)#
2008	26 (75.40)	Saints (88.70)
2009	25 (70.40)	Vikings (89.70)
2010	27 (70.10)	Patriots (93.70)
2011	22 (74.20)	Saints (98.80)
2012	20 (76.60)	Patriots (99.00)
2013	5 (86.70)	Broncos (99.80)#
2014	20 (78.00)	Packers (92.1)
2015	21 (79.70)	Panthers (92.20)#
2016	26 (75.9)	Falcons (97.4)#
2017	25 (74.2)	Patriots (93.1)#

Defense	Bears	League Leader
25	(71.42)	49ers (87.99)
18	(74.47)	Packers (89.61)*
20	(73.78)	49ers (85.26)
26	(68.90)	Falcons (84.67)#
22	(75.35)	Buccaneers (87.98)
24	(69.68)	Ravens (100.97)*
3	(85.41)	Eagles (88.96)
19	(71.26)	Buccaneers (91.55)*
22	(71.50)	Patriots (86.93)*
11	(78.70)	Ravens (84.20)
1	(89.30)	Bears (89.30)
2	(86.50)	Ravens (93.60)
14	(75.60)	Chargers (82.00)
8	(75.10)	Steelers (89.20)*
27	(67.10)	Jets (86.80)
2	(80.60)	Steelers (86.00)#
4	(77.40)	49ers (84.50)
1	(82.50)	Bears (82.50)
29	(61.40)	Seahawks (87.00)*
25	(65.9)	Texans (77.80)
22	(64.3)	Jets (83.50)
25	(64.0)	Giants (78.6)
6	(73.6)	Jaguars (83.1)



BRANDON STALEY **Outside Linebackers**

Brandon Staley is in his second season as outside linebackers coach for the Bears after being hired by the team on February 22, 2017. Staley joined the Bears with 11 years of coaching experience at the collegiate level with John Carroll (2013, 2015-16), James Madison (2014), Tennessee (2012), Hutchinson (KS) Community College (2010-11), St. Thomas (2009) and Northern Illinois (2006-08).

Despite season ending injuries to Leonard Floyd, Pernell McPhee and Willie Young, Staley still helped three outside linebackers record at least four sacks in 2017 (Floyd 4.5; Lamarr Houston 4; McPhee 4). Through the final five weeks of the season, the Bears ranked tied for ninth in the NFL in sacks with 12 and were led by OLBs Houston (4) and Sam Acho (2.5).

Prior to his arrival in Chicago, Staley spent three seasons (2013, 2015-16) as the defensive coordinator/secondary coach with John Carroll. Last season he helped John Carroll finish third in the nation in total defense (218.0), fourth in scoring defense (12.6) and seventh in third down percentage (.257) and passing defense (139.7) while earning National Coordinator of the Year honors

in Division III. John Carroll's defense also helped the team win its first OAC championship since 1989, breaking Mount Union's 11-year regular season winning streak. In 2014, John Carroll's defense finished second in the country in sacks per game (4.5) and ninth in passing yards per game (154.6). Staley was also named OAC Co-Assistant Coach of the Year in his first season with John Carroll in 2013. That season, John Carroll ranked second in the nation in total defense, red zone defense and scoring defense and third in 3rd down and pass efficiency defense. Under Staley's guidance, John Carroll's defense totaled four all-American honorees, two of which also won OAC player of the year awards.

Staley spent 2014 as the defensive coordinator/linebackers coach at James Madison. Under his guidance, the defense ranked 11th in the nation in turnovers (28) and 13th in sacks per game (2.85). He helped coach DB Dean Marlowe and JMU single-season sack record holder LB Sage Harold to first all-CAA honors.

In 2012, Staley coached as a graduate assistant for Tennessee. He was tasked with coaching the inside linebackers as well as a special teams assistant. Under his tutelage, AJ Johnson led the SEC and ranked fourth in the nation in tackles with 138.

Staley held the title of associate head coach/defensive coordinator for two seasons (2010-11) at Hutchinson (KS) Community College before joining Tennessee. Staley helped coach nine players to FBS/FCS scholarships. In addition, three were selected in the first four rounds of the NFL Draft (Cordarrelle Patterson, 1st round pick by the Minnesota Vikings; Markus Golden, 2nd round pick by the Arizona Cardinals; Devondre Campbell, 4th round pick of the Atlanta Falcons).

Prior to coaching at Hutchinson, Staley was an assistant coach at St. Thomas for a season (2009), dealing with the linebackers and special teams and a graduate assistant at Northern Illinois, coaching the secondary (2006-07), linebackers (2008) and special teams (2006-08).

Staley played football collegiately at Dayton and Mercyhurst.

Brandon Staley - Outside Linebackers

Hometown: Perry, Ohio

Playing Experience

Quarterback, Dayton 2003-04, Mercyhurst 2005

Coaching Experience

Pro Coach: Chicago Bears (outside linebackers), **2017-present**; **College Coach:** John Carroll (defensive coordinator/secondary), **2013, 2015-16**; James Madison (defensive coordinator/linebackers), **2014**; Tennessee (graduate assistant), **2012**; Hutchinson (KS) CC (associate head coach/defensive coordinator), **2010-11**; St. Thomas (assistant), **2009**; Northern Illinois (2006-07: secondary/special teams / 2008: linebackers and special teams), **2006-08**.

**JENN GIBSON** Sports Science Coordinator & Dietitian

Jennifer Gibson is in her fourth season as the Bears sports science coordinator & sport dietitian.

Gibson has over a decade of experience in elite sports. Prior to the Bears, she was a senior sport dietitian and applied physiologist with the United States Olympic Committee and within the Canadian Olympic sport system (2006-2015). Her sports included combat, acrobat, team and winter sports. She also consulted in professional sports, including the New Orleans Saints (2013-15), Vancouver Whitecaps of the MLS (2006-2011), the Women's Tennis Association Pro Tour (2006-2013) and within the NBA (2013-2014). She has traveled to over 20 countries to service her athletes, including two Olympic Games (2010, 2012), two Pan American Games (2007, 2011), one Canada Winter Games (2007), six world championships and over 30 professional tournaments. Gibson also served as an adjunct sport nutrition lecturer for the University of Colorado - Colorado Springs (2011-2015), and is active in research, having published nine peer reviewed scientific papers and seven book contributions.

Gibson completed her bachelor's degree at Ryerson University and her dietetic education at the University Health Network in Toronto, Canada. Her masters in Exercise Science was completed at the University of Victoria in Victoria, Canada. She is a distinguished graduate of the International Olympic Committee Diploma in Sport Nutrition and a Level III certified anthropometrist with the International Society for the Advancement of Anthropometry. Jennifer is also a Board-Certified

Specialist in Sport Dietetics with the American Academy of Dietetics and Nutrition.

Jennifer and her husband Jason are Canadian natives.

**JASON LOSCALZO** Head Strength & Conditioning Coach

Jason Loscalzo is in his first season as head strength and conditioning coach for the Bears. Loscalzo possesses 21 years of coaching experience at the collegiate level with Washington State (2012-17), Boston College (2007-11), Auburn (2003-06), Marshall (2001-03), Nevada, Reno (1999-01) and Arkansas (1999).

Prior to joining the Bears, Loscalzo spent the previous six seasons (2012-17) as the head football strength and conditioning coach at WSU. During his time in Pullman, Loscalzo was responsible for all aspects involved in the development, coordination, implementation and supervision of the strength and conditioning programs for the Cougar football team.

Before joining WSU, Loscalzo served as the director of strength and conditioning for football at BC for five seasons (2007-11). Loscalzo helped the Eagles claim back-to-back ACC Atlantic Division titles in 2007-08, the 2007 Champs Sports Bowl championship and trips to the Music City Bowl (2008), the Emerald Bowl (2009) and the Kraft Fight Hunger Bowl (2010).

Prior to BC, Loscalzo spent four seasons (2003-06) as the top assistant strength and conditioning coach and director of sports nutrition for the Auburn University football team while also serving as the head strength and conditioning coach for baseball and softball. During his time with the Tigers the football team advanced to four straight bowl games, including a Sugar Bowl win and No. 2 final ranking in 2005.

Prior to Auburn, Loscalzo served as the assistant strength and conditioning coach and sports nutrition professional consultant at Marshall University (2001-03), helping the Thundering Herd to consecutive GMAC Bowl titles in 2001-02.

Loscalzo also held the titles of assistant strength and conditioning coach and athletic sports nutritionist at the University of Nevada, Reno (1999-01), graduate assistant strength and conditioning coach at University of Arkansas (1999) and began his career as a strength and conditioning student assistant at Humboldt State University (1996-99).

Loscalzo played fullback for Sierra College and Humboldt State and received his bachelor's degree in kinesiology in 1999 and master's in athletic administration from Nevada in 2001. Loscalzo has been certified by CSCS, SCCC, SPN and USAW Level I.

Loscalzo and his wife, Nicci, have two sons, JP and Luke and one daughter, Gianna.



CASEY KRAMER Assistant Strength & Conditioning

Casey Kramer is in his first season as Chicago's assistant strength and conditioning coach. Kramer has 12 years of experience as a strength and conditioning coach at the collegiate level.

Kramer joined the Bears after spending the last four years with Tennessee Tech as their director of athletic performance. In that role he oversaw the entire strength and conditioning program as well as the TTU Athletic Performance Center.

Prior to joining Tennessee Tech, Kramer spent three years as the assistant strength and conditioning coach at Washington State (2012-14), where he worked closely with the Cougar football program. He also spent three years as an assistant strength and conditioning coach at Boston College (2008-10), where he worked with the football program.

Kramer got his start as a graduate assistant strength coach at Auburn (2006-08) where he worked with football, softball, women's basketball, baseball, women's soccer and women's gymnastics.

His first position in the field was as a student intern strength and conditioning coach at Northwestern Oklahoma State University, where he received his bachelor's degree in 2005 in Health and Physical Education.

He spent one season as the head strength and conditioning coach at Fort Scott (Kansas) Community College, where he also served as tight ends coach for the football team.

Between stints at Washington State and Boston College, Kramer served as a military tactical strength and conditioning specialist for the U.S. Army 10th Special Forces Group at Fort Carson, Colo., a civilian position that developed strength and condition training programs for elite Special Forces Soldiers.

Kramer is a member of the Collegiate Strength and Conditioning Coaches Association (CSCCA), the National Strength and Conditioning Association (NSCA) and the Association of Tactical Strength and Conditioning Instructors. He is Strength and Condition Coach Certified, and also certified in First Aid and CPR, and Modern Army Combatives (MAC-P) Level 1.



PIERRE NGO Assistant Strength & Conditioning

Pierre Ngo is in his third year as an assistant strength coach in Chicago and his fourth overall after spending 2015 as a strength and conditioning coaching assistant with the Bears.

A five-year NFL veteran, Ngo spent two seasons with the New York Jets, first as a strength and conditioning intern in 2012 then as an assistant strength and conditioning coach in 2013.

Sandwiched between his NFL experience he served as a strength and conditioning coaching assistant at UCLA in 2014 working with the Bruins football program.

Ngo spent one season at Arizona State University (2011) where he served as an assistant strength coach for the Sun Devils football program and also oversaw ASU women's volleyball, women's tennis and men's golf teams.

From 2009-2011, Ngo worked at Philippi Sports Institute in Las Vegas, Nev., training NFL, MLB, MMA and youth athletes.

Ngo started his collegiate coaching career in (2007) at Arizona State as a strength conditioning intern and University of Nevada-Las Vegas (2008-2009)

Born in Muskogee, Okla., Ngo was a two-year letterman at NAIA Langston University (2004-05) and finished his collegiate playing career as a walk-on at the University of Oklahoma (2006) where he earned a degree in health and sports science.

**JOSH LUCAS** Director of Player Personnel

Josh Lucas is in his fourth year as the Bears director of player personnel after being hired by the team on January 18, 2015. He is responsible for overseeing the Bears college and pro scouting departments.

Through his first three seasons with the Bears, Lucas assisted in turning over a Bears roster that ranked as one of the oldest in the NFL in 2015 (average 27 years, 39 days old) and has trimmed that average to just over 25-years old entering the 2018 season.

The Bears received immediate help from their 2017 draft class which accounted for 55 percent of Chicago's touchdowns (17 of 31), the highest percentage since 1982 and the most total TDs by Bears rookies since 1965. Second overall pick QB Mitchell Trubisky set Bears rookie records in completions (196) and passing yards (2,193) in 12 starts. Chicago's fourth round picks DB Eddie Jackson and RB Tarik Cohen made immediate impacts as well. Jackson led the team in interceptions (2) and fumble recoveries (3) while also adding two defensive touchdowns. Cohen's 53 receptions was

third most by a Bears rookie and ranked second on the team for the season. He added five total touchdowns (2 rushing, 1 receiving, 1 passing, 1 punt return) and became the first rookie since 1965 to record a touchdown in each of those categories.

Lucas joined the Bears after spending 10 seasons in the New Orleans Saints personnel department, including the previous eight as a scout in the southern region (2012-14) and the southwest area (2007-11). Lucas joined the Saints as a scouting assistant in 2005 where he evaluated free agents, tracked player movement and assisted in the preparations for the NFL Draft for two years. During his 10 seasons with the team, the Saints made five playoff appearances, captured three division titles and won the franchise's first Super Bowl Championship (XLIV) in 2009.

Lucas arrived in New Orleans from Jacksonville, where he spent three seasons (2002-04) with the franchise, including the last two years as a marketing analyst. In 2002, he was an intern for Jacksonville in football operations, and worked in the player personnel department during the club's 2004 training camp.

The Canton, Ohio native graduated Cum Laude from Harvard University, where he played safety from 1997-98.

**MARK SADOWSKI** Director of College Scouting

Mark Sadowski is in his second season as director of college scouting with the Chicago Bears and is entering his 14th year with the team. He was promoted into his new role May 11, 2016 after four seasons as the Bears senior national scout. He joined the Bears in 2005 and served as Southeast area scout until 2012. Sadowski has more than 20 years of scouting experience.

Sadowski has helped the Bears acquire players that have made an immediate impact in his first draft as the Bears director of college scouting in 2017. QB Mitchell Trubisky (No. 2 overall pick) set Bears rookie records for passing yards (2,193) and completions (196). RB Tarik Cohen became the first NFL rookie since Gale Sayers (1965) to score touchdowns via rushing, receiving, passing and punt return in a single season. He also tallied the third most receptions (53) by a Bears rookie. DB Eddie Jackson finished the season with two interceptions and became the first player in NFL history to return both a fumble recovery and an interception for 75+ yard touchdowns in a single game (vs. CAR, 10/22/17) while TE Adam Shaheen led the Bears in receiving touchdowns.

In 2018, the Bears selected LBs Roquan Smith (1st round), Joel Iyegbuniew (4th round), and Kylie Fitts (6th round), OL James Daniels (2nd round), WRs Anthony Miller (2nd round) and Javon Wims (7th round) and DL Bilal Nichols (5th round) in the 2018 NFL Draft.

Prior to joining the Bears he spent eight years with the New Orleans Saints (1998-2005), working as a pro scout (1998-99), NFS combine scout (2000) and Southeast area scout (2001-05). With the Saints he was instrumental in drafting the Saints all-time leading rusher Deuce McAllister (2001 first round pick - #23 overall), receiver Dante Stallworth (2002 first round pick - #13 overall), defensive end Charles Grant (2002 first round pick - #25 overall), and 2009 Pro Bowl offensive tackle Jon Stinchcomb (2003 second round pick - #37 overall). As a member of the Bears he helped acquire the NFL's all-time TD return leader Devin Hester (2006 second round pick - #57 overall), Pro Bowl tight end Greg Olsen (2007 first round pick - #31 overall), and Pro Bowl receiver Alshon Jeffery (2012 second round pick - #45 overall).

Prior to joining the Saints, he served as defensive and special teams assistant at his alma mater, Tulane University, under former Green Wave head coaches Buddy Teevens and Tommy Bowden. Sadowski played safety for the Green Wave while earning his Bachelor of Science degree in engineering from Tulane while being honored as a member of the athletic department's "3.0 Club" and Dean's List.

The Chicago native attended St. Rita High School where he played football, baseball, basketball and ran track while also excelling as an honor student and three-time student council president. In football he was a three-year varsity letterman that earned first team all-area, all-region, and all-Catholic League honors as a senior.

Sadowski and his wife, Holly, have a daughter, Raffaella Rose.



CHAMP KELLY Assistant Director of Player Personnel

Anthony "Champ" Kelly enters his second season as Assistant Director of Player Personnel after spending two seasons as the Bears Director of Pro Scouting. In his current role, Kelly works collaboratively with Bears Director of Player Personnel Josh Lucas and College Scouting Director Mark Sadowski in directing both the Bears pro personnel and college scouting departments.

As the Bears Director of Pro Scouting, Kelly oversaw all pro player evaluations, the advance scouting process, free agency, and evaluated talent in all professional leagues including the Canadian Football League and Arena Football League. In addition, Kelly assists the college scouting staff with player evaluations and trades for the NFL draft.

Prior to joining the Bears, Kelly spent eight seasons with the Denver Broncos (2007-14), including the last five as Assistant Director of Pro Personnel. He originally joined the Broncos in 2007 and served as a Northeast region college scout (2007), and Assistant Coordinator of Pro and College Scouting (2008 - 09).

During Kelly's five season as the Broncos' Assistant Director of Pro Personnel, the Broncos won four AFC West Division titles (2011-14). In addition, the Broncos during his tenure as Assistant Director of Pro Personnel signed eight veteran free agents that went on to make the Pro Bowl, including two players—guard Louis Vasquez (2013) and wide receiver Emmanuel Sanders (2014)—who earned their first career Pro Bowl selections after coming to Denver. Furthermore, in 2014, the Broncos became just the second team (Carolina, 1996) in NFL history to sign four veteran free agents in a single offseason who made the Pro Bowl in their first year with the club: Sanders, cornerback Aqib Talib, safety T.J. Ward and defensive end DeMarcus Ware.

Before entering the NFL, Kelly was a certified NFL contract advisor and general manager / wide receivers coach for the Lexington Horsemen of United Indoor Football (UIF). Under Kelly's leadership, the Horsemen won the United Bowl III.

A native of Campbellton, Fla., Kelly graduated with a bachelor's degree in Computer Science from the University of Kentucky and earned a master's degree in Business Administration from the school in 2003. He played wide receiver and defensive back at the University of Kentucky from 1998 - 01. He continued his playing career in the UIF, playing with the Horsemen from 2003-06. Kelly was a defensive standout and two-time first-team UIF All-Star. Kelly continued his playing career with the Horsemen from 2003-06 as a defensive standout and was a two-time first-team UIF All-Star. During his final season playing for the Horsemen in 2006, Kelly received the UIF Man of the Year Award in recognition for his leadership both on the field and in the community.

In addition to Kelly's background in football, he has also worked in corporate America for a fortune 100 company, IBM. Kelly worked for IBM in Lexington, KY, from May 2002 through July 2005 as a Software/Quality Engineer. Kelly received a bachelor's degree in Computer Science from Kentucky in 2001 and earned a master's degree in Business Administration from the school in 2003.

Kelly and his wife, Stephanie, have three daughters, Claire Alaina, Chloe Grace, and Caroline Elise. The Kelly family is also active in the community and founded a non-profit corporation, Heart Power, which has hosted youth programs in Colorado, Florida, and Kentucky.



JOSEPH LAINE Director of Football Administration

Joseph Laine is in his fourth season as Chicago's director of football administration. Laine is the Bears chief contract negotiator and is charged with the overall health of the club's salary cap.

Prior to his time in Chicago, Laine spent 10 seasons with the New Orleans Saints, including the last six seasons as the team's salary cap analyst/player personnel. In that role, Laine assisted with the daily management of the salary cap, CBA compliance and player contract and salary analysis. He also monitored league-wide transactions and analyzed statistical and market trends.

He first joined the Saints in 2005 as a football operations intern before earning the role of player personnel assistant.

Laine is a graduate of the University of New Orleans with a degree in business administration and earned his MBA from Tulane University.



LAMAR CAMPBELL **Director of Player Engagement**

LaMar "Soup" Campbell is in his second season as the Chicago Bears director of player engagement.

Campbell is responsible for assisting the players and their families by providing a comprehensive career development program that encourages and challenge players to take full advantage of the wide range of NFL sponsored programs. Players are provided with assistance in core areas of academic excellence, leadership development, social responsibility, health, safety and wellness to ensure a seamless career transition from on-field stardom to off-field success.

Campbell joined the Bears in 2017 after spending the previous two years as the assistant athletic director of student-athlete engagement at the University of Wisconsin. In his previous role, he was charged with coordinating and creating the Student-Athlete Engagement Department along with creating student-athlete development programming with the Office of Student-Athlete Development (OSAD).

Before becoming an assistant athletic director, Campbell served as the Big Ten Minority Intern in Wisconsin's OSAD office for one year. Prior to returning to Wisconsin, he spent nearly seven years as founder and managing partner of Life After The Game Consulting based in Atlanta. During that time, the business collaborated with the NCAA, NFL, NBA and MLB in social media training, personal brand management and career transition initiatives. Campbell also served as the Director of Media Relations for the National Football League Players Association (NFLPA) - Atlanta Chapter where he was a frequent contributor and produced Op-Ed content for CNN, HLN and NFL Player Engagement websites on post-competition transition. Campbell also created and produced "Life After The Game" that aired on Voice of America Sports focusing on topics relevant to transitioning athletes, in addition to partnering with former Surgeon General Dr. David Satcher to accompany him to present on Capitol Hill on the importance of mental health awareness and initiatives concerning student-athletes.

Campbell is a former UW football student-athlete where he was a four-year letterwinner for the Badgers. He was signed as a free agent with the Detroit Lions following his senior year. Campbell would go on to spend eight seasons with the Detroit Lions as a player and scout in the Lions' front office. At the national and community level, Campbell has participated in the NCAA Emerging Leaders' Summit and is a member of NACDA and the N4A where he serves on the Ethnic Concerns Committee. He also serves on the Board of Directors for the YMCA of Dane County.



ANDRE TUCKER **Head Athletic Trainer**

Andre Tucker enters his first season as the head athletic trainer of the Chicago Bears.

Having spent time with the Cleveland Browns, Atlanta Falcons and Jacksonville Jaguars, Tucker joins the Bears with 14 years of NFL athletic training experience. Most recently, Tucker spent eight seasons with the Browns where he was an assistant head athletic trainer (2014-17) and assistant athletic trainer (2010-13). Prior to joining the Browns, he served as an assistant athletic trainer with the Falcons (2008-09) and Jaguars (2004-07).

Tucker obtained a Bachelor of Science degree in athletic training from Florida International University in 2000 and went on to earn a Master's Degree in sports management in 2003.

Additionally, Tucker is a member of the Professional Football Athletic Trainers Society (PFATS), National Athletic Trainers' Association (NATA) and is a Certified Strength and Conditioning Specialist and National Academy of Sports Medicine Performance Enhancement Specialist.

Tucker and his wife, Melinda, have three children.



TONY MEDLIN Head Equipment Manager

Tony Medlin is in his 32nd season with the Chicago Bears and his 22nd as the team's head equipment manager. Medlin is responsible for effectively coordinating all team equipment operations including logistics, purchasing and inventory for all players, coaches and staff.

Medlin also serves as the team's liaison with the NFL's sole apparel provider, Nike and New Era.

Medlin has been honored as the NFL's top equipment manager twice in his career. In 2000 he received the Whitey Zimmerman Award and in 2016 he earned New Era's Equipment Manager of the Year Award.

In 2017, Medlin was the recipient of the Virginia Award, given annually to the Bears employee that has demonstrated the characteristics and values of Mrs. McCaskey: grace, humility, loyalty and dedication. In 2018, he was honored as one of the Chicago Defender's 50 Men of Excellence, awarded to African-American men who inspire others through their vision

and leadership, exceptional achievement and participation in community service.

Named head equipment manager in 1997, Medlin initially joined the Bears as an assistant equipment manager in 1987. He previously served as the athletic equipment manager at his alma mater, North Carolina Central University, from 1982-87 after earning his degree in therapeutic recreation.

Medlin and his wife, Chandra, have one daughter, Brandy. Medlin is the older brother of Ron Medlin, who is the Baltimore Ravens assistant certified athletic trainer after spending time as head athletic trainer for the Atlanta Falcons. Medlin's numerous charitable endeavors are highlighted by his role as the chairman of the annual Chicago Bears Coat Drive, which collects tens of thousands of coats during the holiday season. He is also involved with the "Say No to Drugs" campaign.

BEARS TEAM PHYSICIANS

The Chicago Bears consulting physicians have been caring for Bears players since 1991 and have more than 100 combined years of experience in sports medicine. Along with the Bears, team physicians have provided care for the Chicago Blackhawks, Chicago Cubs, USA soccer and numerous professional and elite athletes from all over the world.



Dr. Mark Bowen
Consulting Orthopaedist



Dr. Pat Birmingham
Consulting Orthopaedist



Dr. Mike Corcoran
Consulting Orthopaedist



Dr. Howard Katz
Consulting Internist



Dr. Adam Bennett
Consulting Internist



Dr. Tracy Durrett
Dentist



Breck Ackley
Area Scout



Scott Adams
Mascot Coordinator



Hallee Altenburg
Office Coordinator



Kevin Anderson
Partnership Activation
Specialist



Fernando Arriola
Vice President of Fan &
Brand Development



Tristen Asken
Physical Therapist



Dan Barile
Director of Content &
Production



Patrick Barron
Accounts Payable
Accountant



Brit Bending
Executive Assistant to SVP,
Business Strat. & CFO



Zack Bero
Manager of Ticket
Operations



John Berta
Assistant Head
Groundskeeper



Matt Black
Manager of Corporate
Partnerships



Meghan Bower
Public Relations Specialist



John Bostrom
Senior Advisor of
Operations and Safety



Allison Brauer
Premium Seat Sales &
Services Coordinator



Geoff Bunzol
Director of Team & Building
Operations



Doug Carnahan
Vice President of Corporate
Partnerships



Alissa Caulfield
Ticket Services Coordinator



Rachel Chessky
Partnership Activation
Specialist



Kyle Childress
Coaching Assistant



Christine Christopoulos
Corporate Partnerships
Coordinator



Aaron Clark
Media Relations Assistant



Laura Condella
Manager of Marketing



John Conroy
Director of Brand Creative



Danny Corona
Sr. Systems Engineer



James Cosh
Scouting Assistant



Denni Dahlfors
Events Coordinator



Drew Davidson
Content Producer



Whitney DeBuck
Accounting Manager



Elaine Delos Reyes
Director of Marketing



Sue Dinardi
Human Resources
Coordinator



Joe Distor
Strength & Conditioning
Assistant



CHICAGO BEARS STAFF



Jack Dowling
Video Assistant



Matt Dunlap
Manager of Brand Creative



Dave Eck
Manager of Corporate
Partnerships



Jared Ellerson
Media Relations
Coordinator



Clyde Emrich
Administration



Brandon Faber
Vice President of
Communications



Gwen Federman
Paralegal



Madeline Felipez
Bears Care Coordinator



Brian Forth
Director of Ticket
Operations



Krista Fortman
Ticket Services Coordinator



Kevin Foy
Cinematographer &
Engineer



Adrienne Fuerst
Suite Services Coordinator



Jacob Funk
Photographer



Liz Geist
Director of Human
Resources



Justin Gentile
Suite Sales Manager



Maggie Gerald
Manager of Partnership
Activation



Mallory Glazier
Partnership Activation
Specialist



Jessica Glomstad
Ticket Operations
Coordinator



Brad Goldsberry
Football Analytics/
Research Coordinator



Sydney Golic
Social Media Coordinator



Cameron Good
Social Media Producer



Steven Goodwin
Stadium Operations
Coordinator



Gary Govekar
Security



Bryan Greenaway
Sr. Applications Engineer



Casey Gunthorpe
Corporate Partnerships
Design Coordinator



Stephanie Gutierrez
Senior Software Engineer



Bobby Hack
Talent & Entertainment
Coordinator



Scott Hagel
SVP, Marketing and
Communications



Scott Hamel
Area Scout



Marge Hamm
Director of Bears Care



Jared Harburn
Content Producer



Dave Hendrickson
Director of Video Services



John Hillbrich
Ticket Operations
Coordinator



Paul Hitzelberger
Grounds Assistant



Beth Hodgkin
Executive Assistant to
the GM



Austin Huette
Web Designer



Diny Hurwitz
Business Analyst



Glenn Irsalsky
Corporate Partnerships
Manager



Drew Izban
Events Coordinator



Sergio Jacobo
Manager of Building
Operations



Kelley Jacobsen
Graphic Designer



Brent Johnson
Network Manager



Jake Jones
Vice President of
Finance & Accounting



Matt Juedes
Corporate Partnerships
Manager



Rodney Karlstrand
Security



Adam Kellner
Director of Suite Sales
and Service



Jeff King
Pro Scout



Allison Knecht
Manager of Suite Service



Dillon Knight
Premium Seat Sales and
Services Coordinator



Matt Koch
Director of Digital Media



Joann Kowalski
Manager of Promotions



Joe Krajniak
Groundskeeper Assistant



Bob Laskowski
Manager of Stadium
Operations



Cindy Littlefield
Manager of Suite Service



Katherine Loomis
Partnership Activation
Specialist



Ana Lisa Lopez
Partnership Activation
Specialist



Gil Lopez
Building Operations
Coordinator



Fred Lovett
Assistant Equipment
Manager



Bobby Macedo
Scouting Coordinator



Louise Maki
Payroll Administrator



Megan Malone
Manager of Corporate
Sponsorships



Staley
Mascot



Larry Mayer
Senior Web Writer



Brian J. McCaskey
Vice President



Patrick McCaskey
Vice President



Rich McCaskey
Administration



Dave McClamroch
Director of Corporate
Partnerships



Melissa McDermott
Director of Partnership
Activation



Jason McDonald
Manager of Financial
Reporting



Tony McInerney
Security



Greg Miller
Vice President of
Content & Innovation



Ken Mrock
Head Groundskeeper



Karen Murphy
SVP, Business Strategy
and CFO



Katie Nagle
Executive Assistant



Malcolm Neely
Marketing Coordinator



Paul Neurauter
Vice President of
Operations



Jessica Noonan
Community Outreach &
Alumni Relations Specialist



Brad Obee
Pro Scout



Rommel Paraiso
Manager of Game Presen-
tation & Production



Elizabeth Peters
Manager of Events
& Hospitality



Bryan Pett
Director of Stadium
Operations



Carl Piekarski
Assistant Equipment
Manager



Brendan Pierce
Director of Ticket Sales and
Service



Dean Pope
Assistant Video Director



Chris Prescott
National Scout



Kayla Pulito
Database Marketing
Coordinator



Kate Rackow
Manager of Comm. Out-
reach & Alumni Relations



Brendan Rehor
Combine Scout



Rebecca Reid
Suite Sales Manager



Tim Ridner
Assistant Athletic Trainer



Will Rogers
Assistant Athletic Trainer



Corey Ruff
Director of Business
Analytics



Nick Sabella
Football Administration
Coordinator



Francis Saint Paul
National Scout



Mike Santarelli
Director of Football
Systems



Lauren Screeden
Reporter




CHICAGO BEARS STAFF



Jeff Shiver
Executive Scout



Allen Silva
Systems Engineer



Gustavo Silva
Manager of Youth Football
& Comm. Programs



Matt Simeone
Director of Community &
Alumni Relations



Jeremy Smith
Assistant Athletic Trainer



Pete Spizzirri
Security



Justin Stahl
Vice President of
Information Technology



Cliff Stein
SVP & General Counsel



Mat Stewart
Graphic Designer



Jacki Stuckert
Youth Football & Comm.
Programs Coordinator



Sam Summerville
Area Scout



Autumn Swindell
Executive Assistant to
SVP, Marketing & Comm.



John Syty
Area Scout




John Tarpey
Director of Security



Katie Teuber
Content Producer



Kyle Thele
Website Coordinator



Shane Toub
Coaching Assistant



Jordan Tredup
Coordinating Producer



Jen Tulicki
Director of Social Media



Dan Tuohy
Director of Video Technology



Lee Twarling
SVP, Sales and Customer Relations



Michael Vasquez
Graphic Designer/Producer



Tanesha Wade
Director of Events & Entertainment



Liz Wallace
Receptionist



Chris White
Pro Scout



Adam Widman
Director of Media Relations



Jennifer Wilgosiewicz
Executive Assistant to SVP,
Sales & Cust. Rel.



Robyn Wilkey
Executive Assistant to the
Head Coach



David Williams
Area Scout



Thomas Woody
Assistant Equipment
Manager



Chris Yankton
Coordinating Producer



Brandon Yezek
Manager of Team &
Business Operations



John Young
Equipment Administrative
Assistant



Dan Yuska
Operations & Historical
Affairs



Katlin Zickel
Manager of Entertainment

THE VIRGINIA AWARD

The Virginia Award is named after Virginia H. McCaskey, owner of the Chicago Bears and daughter of Bears founder George Halas.

The recipient of the Virginia Award has demonstrated the characteristics and values of Mrs. McCaskey: grace, humility, loyalty and dedication. Over the past year, this employee has significantly contributed to the success of the Chicago Bears by providing exemplary service to the team, business partners and fans. This award is presented to the employee who not only exceeded the highest standards of achievement, but whose work set him/her apart from peers and best embodied The Bears Way.

Past Recipients:

2017: Tony Medlin

2016: Lee Twarling

2015: Katie Nagle



The 2018 award winner was announced after the print deadline.

2017 Virginia Award winner Tony Medlin (left) with Virginia McCaskey.



BEARS SHARE

A Community Ticket Donation Program

The Bears Share ticket donation program has been in effect since 1993 benefiting numerous local charities. Tickets can now be donated online through MY BEARS SEASON TICKET ACCOUNT. Simply log in to your personal account and select "Manage My Tickets". Select the ticket(s) you wish to donate and select "Donate To Charity". The tickets will automatically be forwarded to BearsCare.Share@bears.nfl.net. The original ticket(s) become invalid. Donors will receive an email acknowledgement which should be retained for tax purposes. Tickets can also be mailed to the following address: Chicago Bears Football Club, c/o Bears Share, 1920 Football Drive, Lake Forest, IL 60045. Donations must occur at least four (4) business days prior to the game to allow for distribution. For more information regarding local agencies that are supported through Bears Share, please visit ChicagoBears.com/bearscare.



PLAYERS



93 SAM ACHO



Ht: 6-3
 DOB: 9/6/1988
 Bears Season: 4
 Acquired: Unrestricted free agent in 2015 (ARI)

Wt: 259
 College: Texas
 NFL Season: 8

LINEBACKER

PRO CAREER: Appeared in 98 games with 57 starts over six seasons with the Arizona Cardinals (2011-14) and the Chicago Bears (2015-17), producing 252 tackles, 17 sacks, 24 TFLs, 3 interceptions, 11 pass breakups, 10 forced fumbles and 3 fumble recoveries (2 defensive and one of his own teammate's on special teams) ... added 31 tackles on special teams ... in one post-season contest with the Cardinals, registered 7 tackles, including a strip-sack that was recovered by Arizona's defense ... 7 sacks in 2011 were the second most by a Cardinals rookie in franchise history, trailing Simeon Rice's 12.5 in 1996 ... became the first Cardinals rookie to have a sack in three-straight games since Rice in 1996.

CAREER TRANSACTIONS: Drafted by Arizona in the fourth round (103rd overall) of the 2011 NFL Draft ... signed by Cardinals to a 4-year contract (7/29/11) ... signed 1-year contract with Chicago (4/1/15) ... re-signed with Chicago (3/28/16) ... re-signed with Chicago (4/15/17) ... re-signed with Chicago (3/14/18). **SIGNED THROUGH 2019.**

2017 SEASON: Appeared in 16 games (12 starts), recording 40 tackles, 3 sacks, 2 TFLs, 1 pass defense and 1 forced fumble ... Added 5 STTs.

PREVIOUS SEASONS: 2016: Appeared in all 16 contests with 6 starts (Games 3-6, 11 & 16), recording 40 tackles, 3 TFLs, 1 forced fumble and 1 pass breakup ... added 3 special teams tackles. **2015:** Appeared in 15 contests (Games 2-16) with 7 starts (Games 4, 7, 9-10 & 12-14), recording 60 tackles (5th on the team), 3 TFLs, 1 forced fumble, 1 fumble recovery and 1 pass breakup ... added 8 special teams stops (4th most on the team) ... was released prior to the first regular season game before re-signing with the Bears on September 14, 2015. **2014:** Appeared in all 16 games for third time with Arizona, starting 4 contests, registering 28 tackles, 1 sack, 4 TFL and 3 pass breakups (tying a career-high) ... added 3 special teams tackles ... started the Cardinals lone postseason contest, finishing tied for second on the team with 7 tackles, including 1 sack where he stripped the ball from Panthers QB Cam Newton, which was recovered by Arizona. **2013:** Played in 3 games with 2 starts for Arizona prior to missing final 13 contests while being placed on Injured Reserve due to a leg injury ... recorded 3 tackles, 1 sack, 1 forced fumble and 1 fumble recovery on defense ... added 2 special teams tackles ... suffered leg injury at New Orleans (9/22) before being placed on IR on 9/23. **2012:** Started all 16 contests for the Cardinals, putting together 45 tackles, with career-highs in sacks (4), interceptions (2), pass breakups (3), quarterback hits (12) and tackles for losses (6) ... 4 sacks were tied for third on the Cardinals and 12 QB hits were tied for team lead ... had 3 tackles on special teams. **2011:** Appeared in all 16 games with 10 starts during rookie season with Arizona, collecting 36 tackles, 7 sacks, 5 tackles for losses, a career-high 4 forced fumbles and 1 fumble recovery ... added 7 special teams tackles ... 7 sacks were the second most ever by a Cardinals rookie, trailing Simeon Rice's 12.5 in 1996 ... 7 sacks tied for sixth most by an NFL rookie that season and tied for the most by a rookie not selected in the first two rounds of the 2011 NFL Draft.

COLLEGE: Appeared in 50 games over four seasons at Texas (2007-10), starting the last 26 contests of his career (24 games at weakside DE and 2 at weakside DT) ... gathered 148 tackles with 23.5 sacks, 37 tackles for a loss, 8 forced fumbles and 9 fumble recoveries ... as a senior, was the William V. Campbell Trophy winner given to the nation's top football student-athlete ... recipient of the Wuerffel Trophy given to the college football player who best combines exemplary community service with athletic and academic achievement ... earned the ARA Sportsmanship Award ... was a two-time Academic All-American and three-time first-team Academic All-Big 12 selection ... member of the AFCA Good Works Team and a National Football Foundation Scholar-Athlete ... was a finalist for the Lott IMPACT Trophy and Lowe's Senior CLASS Award and a Lombardi Award semifinalist ... unanimous first-team All-Big 12 Conference choice as a senior earned third-team All-American honors (AP) ... earned a double bachelor's degree in Business Administration/Marketing from Texas' McCombs School of Business Honors Program with a 3.6 GPA ... taking classes at Thunderbird Business School to earn his MBA in International Business.

PERSONAL: Attended St. Mark's (Dallas) High School, where he was a three-time All-Southwest Preparatory Conference (SPC) performer and four-year member of the school's honor roll ... lettered four times in track and field, serving as team captain in each of his last two years and was three-time letter-winner in basketball ... married his wife, Ngozi, in 2014 ... parents, Dr. Sonny (family and marriage counselor) and Christie Acho (nurse), were both born in Nigeria and founded the Living Hope Bible Fellowship Church as well as Living Hope Ministries, which provides medical care to the poor in Nigeria. Every summer, Acho joins his father and brother on medical mission trips to Nigeria along with a team of medical professionals and volunteers ... holds annual "Hope for Life Celebrity Auction and Fashion Show" with proceeds going directly toward the goal of building a hospital in Nigeria that will serve over 3,000 residents in remote villages ... highly active in the community during his time with the Cardinals participating in hospital visits, school speeches, visiting the Ronald McDonald House and serving as the keynote speaker at the Boys & Girls Clubs of America's national "Youth of the Year" celebration ... twice selected as the Bears nominee for the NFL's Walter Payton Man of the Year award for community service in 2016 and 2017.



SAM ACHO'S CAREER STATISTICS

REGULAR SEASON

Year	Team	GP	GS	Tackles					Interceptions				Fumbles			Misc.		
				Tot	S	A	Sk	Yds	No	Yds	Lg	TD	PD	FF	FR	Yds	TFL	STT
2011	Arizona	16	10	36	30	6	7.0	50.0	0	0	-	0	2	4	1	1	5.0	7
2012	Arizona	16	16	45	32	13	4.0	18.0	2	2	2	0	3	2	0	0	6.0	3
2013	Arizona	3	2	3	3	0	1.0	9.0	0	0	-	0	0	1	1	0	1.0	2
2014	Arizona	16	4	28	21	7	1.0	15.0	1	3	3	0	3	0	0	0	4.0	3
2015	Chicago	15	7	60	31	29	0.0	0.0	0	0	-	0	1	1	1	0	3.0	8
2016	Chicago	16	6	40	23	17	1.0	3.0	0	0	-	0	1	1	0	0	3.0	3
2017	Chicago	16	12	40	26	14	3.0	25.0	0	0	-	0	1	1	0	0	2.0	5
Bears totals		47	25	40	80	60	4.0	28.0	0	0	-	0	3	3	1	0	8.0	16
NFL totals		98	57	252	166	86	17.0	120.0	3	5	3	0	11	10	3	1	24.0	31

SEASON / CAREER / PLAYOFF HIGHS

	2017	Career	Playoff
Tackles	4, five times	8, twice	7, at CAR (1/3/15)
Solos	3, four times	5, twice	2, at CAR (1/3/15)
Sacks	1, twice	2, at STL (11/27/11)	1, at CAR (1/3/15)
Tackles for Loss	1, twice	2, twice	None

SAM ACHO'S GAME-BY-GAME DEFENSIVE STATS

2011 ARIZONA CARDINALS

Date	W/L	Opp.	Tkls-S	Sk-YL	INT-Yds	PD	FF	FR	TFL
9/11	W	CAR	0-0	0-0	0-0	0	0	0	0
9/18	L	at WAS	0-0	0-0	0-0	0	0	0	0
9/25	L	at SEA	0-0	0-0	0-0	0	0	0	0
10/2	L	NYG	0-0	0-0	0-0	0	0	0	0
10/9	L	at MIN	1-0	0-0	0-0	1	0	0	0
10/23	L	PIT	2-2	1-5	0-0	0	0	0	1
10/30*	L	at BAL	5-4	1-12	0-0	0	1	0	0
11/6*	W	STL	4-3	1-3	0-0	0	0	0	1
11/13*	W	at PHI	3-3	0-0	0-0	0	0	0	0
11/20*	L	at SF	5-3	0-0	0-0	0	0	0	0
11/27*	W	at STL	4-4	2-17	0-0	0	2	1	1
12/4*	W	DAL	3-3	0-0	0-0	0	0	0	0
12/11*	W	SF	2-1	0-0	0-0	1	0	0	0
12/18*	W	CLE	3-3	0-0	0-0	0	0	0	0
12/24*	L	at CIN	2-2	1-7	0-0	0	0	0	1
1/1*	W	SEA	2-2	1-6	0-0	0	1	0	1
Totals	7-3		36-30	7-50	0-0	2	4	1	5

2012 ARIZONA CARDINALS

Date	W/L	Opp.	Tkls-S	Sk-YL	INT-Yds	PD	FF	FR	TFL
9/9*	W	SEA	1-1	0-0	0-0	0	0	0	0
9/16*	L	at NE	3-2	1-10	0-0	0	0	0	1
9/23*	W	PHI	3-2	1-0	0-0	0	1	0	0
9/30*	W	MIA	4-2	1-6	0-0	0	0	0	2
10/4*	L	at STL	2-2	0-0	0-0	0	0	0	0
10/14*	L	BUF	1-0	0-0	0-0	1	0	0	0
10/21*	L	at MIN	4-1	0-0	1-0	1	0	0	0
10/29*	L	SF	2-2	0-0	0-0	0	0	0	1
11/4*	L	at GB	2-2	0-0	0-0	0	0	0	0
11/18*	L	at ATL	4-3	0-0	1-2	1	1	0	0
11/25*	L	STL	3-3	0-0	0-0	0	0	0	0
12/2*	L	at NYJ	3-3	1-2	0-0	0	0	0	1
12/9*	L	at SEA	6-4	0-0	0-0	0	0	0	0
12/16*	W	DET	0-0	0-0	0-0	0	0	0	0
12/23*	L	CHI	3-2	0-0	0-0	0	0	0	0
12/30*	L	at SF	4-3	0-0	0-0	0	0	0	1
Totals	5-11		45-32	4-18	2-2	3	2	0	6

2013 ARIZONA CARDINALS

Date	W/L	Opp.	Tkls-S	Sk-YL	INT-Yds	PD	FF	FR	TFL
9/8*	L	at STL	2-2	0-0	0-0	0	1	0	0
9/15	W	DET	0-0	0-0	0-0	0	0	0	0
9/22*	L	at NO	1-1	1-9	0-0	0	0	1	1
PLACED ON INJURED RESERVE, MISSED GAME 4-16									
Totals	0-2		3-3	1-9	0-0	0	1	1	1

2014 ARIZONA CARDINALS

Date	W/L	Opp.	Tkls-S	Sk-YL	INT-Yds	PD	FF	FR	TFL
9/8	W	SD	2-2	0-0	0-0	0	0	0	1
9/14	W	at NVG	0-0	0-0	1-3	1	0	0	0
9/21	W	SF	0-0	0-0	0-0	0	0	0	0
10/5	L	at DEN	2-2	0-0	0-0	0	0	0	0
10/12	W	WAS	3-3	0-0	0-0	1	0	0	0
10/19*	W	at OAK	3-2	0-0	0-0	1	0	0	0
10/26*	W	PHI	2-2	0-0	0-0	0	0	0	0
11/2*	W	at DAL	2-1	0-0	0-0	0	0	0	0
11/9	W	STL	1-1	0-0	0-0	0	0	0	0
11/16	W	DET	1-1	0-0	0-0	0	0	0	1
11/23	L	at SEA	4-2	0-0	0-0	0	0	0	0
11/30	L	at ATL	4-2	0-0	0-0	0	0	0	1
12/7*	W	KC	2-2	0-0	0-0	0	0	0	0
12/11	W	at STL	0-0	0-0	0-0	0	0	0	0
12/21	L	SEA	0-0	0-0	0-0	0	0	0	0
12/28	L	at SF	2-1	1-15	0-0	0	0	0	1
Totals	4-0		28-21	1-15	1-3	3	0	0	4

POSTSEASON

Date	W/L	Opp.	Tkls-S	Sk-YL	INT-Yds	PD	FF	FR	TFL
1/3*	L	at CAR	7-2	1-0	0-0	0	1	0	0

2015 CHICAGO BEARS

Date	W/L	Opp.	Tkls-S	Sk-YL	INT-Yds	PD	FF	FR	TFL
9/13	L	GB	NOT WITH TEAM						
9/20	L	ARI	1-0	0-0	0-0	0	0	0	0
9/27	L	at SEA	3-2	0-0	0-0	0	0	0	0
10/4*	W	OAK	3-2	0-0	0-0	0	0	1	0
10/11	W	at KC	8-5	0-0	0-0	1	0	0	0
10/18	L	at DET	6-5	0-0	0-0	0	1	0	2
11/1*	L	MIN	4-3	0-0	0-0	0	0	0	1
11/9	W	at SD	2-2	0-0	0-0	0	0	0	0
11/15*	W	at STL	8-3	0-0	0-0	0	0	0	0
11/22*	L	DEN	7-4	0-0	0-0	0	0	0	0
11/26	W	at GB	2-0	0-0	0-0	0	0	0	0
12/6*	L	SF	2-0	0-0	0-0	0	0	0	0
12/13*	L	WAS	4-2	0-0	0-0	0	0	0	0
12/20*	L	at MIN	4-0	0-0	0-0	0	0	0	0
12/27	W	at TB	3-1	0-0	0-0	0	0	0	0
1/3	L	DET	3-2	0-0	0-0	0	0	0	0
Totals	2-5		60-31	0-0	0-0	1	1	1	3



CHICAGO BEARS PLAYERS

2016 CHICAGO BEARS

Date	W/L	Opp.	Tkls-S	Sk-YL	INT-Yds	PD	FF	FR	TFL
9/11	L	at HOU	1-1	0-0	0-0	0	0	0	0
9/19	L	PHI	3-2	1-3	0-0	0	0	0	0
9/25*	L	at DAL	3-2	0-0	0-0	0	0	0	1
10/2*	W	DET	3-2	0-0	0-0	0	0	0	1
10/9*	L	at IND	2-0	0-0	0-0	0	0	0	0
10/16*	L	JAX	6-4	0-0	0-0	0	0	0	1
10/20	L	at GB	3-1	0-0	0-0	1	0	0	0
10/31	W	MIN	2-1	0-0	0-0	0	0	0	0
11/13	L	at TB	3-2	0-0	0-0	0	0	0	0
11/20	L	at NYG	3-1	0-0	0-0	0	1	0	0
11/27*	L	TEN	3-3	0-0	0-0	0	0	0	0
12/4	W	SF	0-0	0-0	0-0	0	0	0	0
12/11	L	at DET	0-0	0-0	0-0	0	0	0	0
12/18	L	GB	0-0	0-0	0-0	0	0	0	0
12/24	L	WAS	3-1	0-0	0-0	0	0	0	0
1/1*	L	at MIN	5-3	0-0	0-0	0	0	0	0
Totals	1-5		40-23	1-3	0-0	1	1	0	3

2017 CHICAGO BEARS

Date	W/L	Opp.	Tkls-S	Sk-YL	INT-Yds	PD	FF	FR	TFL
9/10	L	ATL	3-1	0-0	0-0	0	0	0	0
9/17*	L	at TB	3-2	0-0	0-0	0	0	0	0
9/24*	W	PIT	0-0	0-0	0-0	0	0	0	0
9/28	L	at GB	0-0	0-0	0-0	0	0	0	0
10/9	L	MIN	2-2	0-0	0-0	0	0	0	0
10/15*	W	at BAL	3-3	0-0	0-0	0	0	0	0
10/22	W	CAR	3-2	0-0	0-0	0	0	0	0
10/29*	L	at NO	4-3	0-0	0-0	0	0	0	0
11/12*	L	GB	3-2	0.5-4	0-0	0	0	0	0
11/19*	L	DET	1-1	0-0	0-0	0	0	0	0
11/26*	L	at PHI	4-2	0-0	0-0	0	0	0	0
12/3*	L	SF	0-0	0-0	0-0	0	0	0	0
12/10*	W	at CIN	4-1	0-0	0-0	0	0	0	0
12/16*	L	at DET	4-3	1-12	0-0	0	1	0	1
12/24*	W	CLE	4-3	0.5-2	0-0	0	0	0	0
12/31*	L	at MIN	2-1	1-7	0-0	1	0	0	1
Totals	4-8		40-26	3-25	0-0	1	1	0	2

*Denotes Game Started



38

ADRIAN AMOS



Ht: 6-0

Wt: 214

DOB: 4/29/1993

College: Penn State

Bears Season: 4

NFL Season: 4

Acquired: 5th round of the 2015 draft (142nd overall)

SAFETY

PRO CAREER: Appeared in 44 games with 40 starts over three seasons with the Chicago Bears (2015-17), producing 234 tackles, 1.0 sack, 11 TFLs, 9 pass breakups, 3 forced fumbles, 2 fumble recoveries and 1 interception (returned for a touchdown) ... added 6 tackles on special teams ... named to Mel Kiper and the PFWA's all-Rookie teams following a 2015 season in which he started all 16 games, collecting a team-high 108 tackles, including 1 sack, 3 TFLs and 4 PBUs ... became the first Bears rookie to lead the team in defensive tackles (based on coaches review) since Brian Urlacher (2000).

HONORS AND AWARDS: 2015: All-Rookie (PFWA & Mel Kiper); Brian Piccolo Award.

CAREER TRANSACTIONS: Selected by the Chicago Bears in the 5th round (142nd overall) in the 2015 NFL Draft ... signed 4-year contract with the Bears (5/5/15). **SIGNED THROUGH 2018.**

2017 SEASON: Appeared in 13 games (10 starts), recording 66 tackles, 3 pass breakups, 5 TFLs, 1 forced fumble, 1 fumble recovery and 1 interception ... Added 2 STTs ... Recorded his first career interception and returned it 90 yards for a touchdown at BAL (10/15) ... Inactive Games 12-14.

PREVIOUS SEASONS: 2016: Appeared in 15 contests with 14 starts (Games 1-8, 10-11 & 14-16), recording 60 tackles, 2 TFLs, 1 forced fumble, 1 fumble recovery and 4 pass breakups ... added 3 special teams tackles. 2015: Named to Mel Kiper's and the PFWA's all-Rookie teams after notching a team-high 108 tackles, 1 sack, 3 TFLs and 4 pass breakups in 16 starts ... added 1 STT... became the first Bears rookie to lead the team in tackles (based on coaches review) since Brian Urlacher in 2000.

COLLEGE: In 49 career games (38 starts), the three-time all-Big Ten honorable mention safety notched 149 tackles, 7 interceptions, 19 pass breakups, 3 sacks and 9 TFLs at Penn State ... ended college career starting in 38 consecutive contests and recording at least 1 interception in each of his four seasons at PSU (2011-14) ... returned 7 career interceptions for 135 yards (19.3 avg) with a long of 54 yards ... played in the 2015 Senior Bowl.

PERSONAL: Led Calvert Hall College High School (Baltimore, MD) to the MIAA Class A Conference Championship and the No. 1 state ranking his senior season ... recorded 78 tackles and 4 interceptions, while forcing 3 fumbles as a safety in his final season ... was named all-met and Baltimore City Defensive Player-of-the-Year.



ADRIAN AMOS' CAREER STATISTICS

REGULAR SEASON

Year	Team	GP	GS	Tackles				Yds	Interceptions					Fumbles			Misc.	
				Tot	S	A	Sk		No	Yds	Lg	TD	PD	FF	FR	Yds	TFL	STT
2015	Chicago	16	16	108	78	30	1.0	7.0	0	0	-	0	2	0	0	0	3.0	1
2016	Chicago	15	14	60	50	10	0	0	0	0	-	0	4	1	1	21	2.0	3
2017	Chicago	13	10	66	59	7	0.0	0.0	1	90	90t	1	3	2	1	4	6.0	2
NFL totals		44	40	234	187	47	1.0	7.0	1	90	90t	1	9	3	2	25	11.0	6

SEASON / CAREER / PLAYOFF HIGHS

	2017	Career	Playoff
Tackles	11, at MIN (12/31)	11, three times	None
Solos	8, twice	9, vs. WAS (12/13/15)	None
Tackles For Loss	2, twice	Same	None
Interceptions	1, at BAL (10/15)	Same	None
Sacks	None	1, vs. DEN (11/22/15)	None

ADRIAN AMOS' GAME-BY-GAME DEFENSIVE STATS

2015 CHICAGO BEARS

Date	W/L	Opp.	Tkls-S	Sk-YLINT-Yds	PD	FF	FR	TFL
9/13*	L	GB	6-4	0-0	0-0	0	0	0 1
9/20*	L	ARI	7-4	0-0	0-0	0	0	0 0
9/27*	L	at SEA	8-4	0-0	0-0	0	0	0 0
10/4*	W	OAK	9-6	0-0	0-0	0	0	0 1
10/11*	W	at KC	4-4	0-0	0-0	0	0	0 0
10/18*	L	at DET	6-3	0-0	0-0	0	0	0 0
10/25*	L	MIN	8-8	0-0	0-0	0	0	0 0
11/9*	W	at SD	9-6	0-0	0-0	1	0	0 0
11/15*	W	at STL	2-0	0-0	0-0	0	0	0 0
11/22*	L	DEN	6-5	1-7	0-0	0	0	0 1
11/26*	W	at GB	9-7	0-0	0-0	0	0	0 0
12/6*	L	SF	5-4	0-0	0-0	0	0	0 0
12/13*	L	WAS	11-9	0-0	0-0	0	0	0 0
12/20*	L	at MIN	8-5	0-0	0-0	0	0	0 0
12/27*	W	at TB	8-7	0-0	0-0	1	0	0 0
1/3*	L	DET	2-2	0-0	0-0	0	0	0 0
Totals 6-10			108-78	1-7	0-0	2	0	0 3

2016 CHICAGO BEARS

Date	W/L	Opp.	Tkls-S	Sk-YLINT-Yds	PD	FF	FR	TFL
9/11*	L	at HOU	5-3	0-0	0-0	0	0	0 0
9/19*	L	PHI	2-2	0-0	0-0	0	0	0 0
9/25*	L	at DAL	4-3	0-0	0-0	0	0	1 0
10/2*	W	DET	11-8	0-0	0-0	1	0	0 0
10/9*	L	at IND	2-2	0-0	0-0	0	1	0 1
10/16*	L	JAX	2-2	0-0	0-0	1	0	0 0
10/20*	L	at GB	6-6	0-0	0-0	0	0	0 0
10/31*	W	MIN	6-5	0-0	0-0	0	0	0 0
11/13	L	at TB	2-2	0-0	0-0	0	0	0 0
11/20*	L	at NYG	7-5	0-0	0-0	1	0	0 0
11/27*	L	TEN	4-3	0-0	0-0	0	0	0 1
12/4	W	SF		INACTIVE				
12/11	L	at DET	2-2	0-0	0-0	0	0	0 0
12/18*	L	GB	4-4	0-0	0-0	0	0	0 0
12/24*	L	WAS	0-0	0-0	0-0	0	0	0 0
1/1*	L	at MIN	3-3	0-0	0-0	1	0	0 0
Totals 2-12			60-50	0-0	0-0	4	1	1 2

2017 CHICAGO BEARS

Date	W/L	Opp.	Tkls-S	Sk-YLINT-Yds	PD	FF	FR	TFL
9/10	L	ATL	0-0	0-0	0-0	0	0	0 0
9/17	L	at TB	0-0	0-0	0-0	0	0	0 0
9/24	W	PIT	0-0	0-0	0-0	0	0	0 0
9/28*	L	at GB	8-7	0-0	0-0	0	0	0 0
10/9*	L	MIN	8-8	0-0	0-0	0	0	0 0
10/15*	W	at BAL	6-6	0-0	1-90	2	0	0 1
10/22*	W	CAR	6-6	0-0	0-0	1	0	0 1
10/29*	L	at NO	5-5	0-0	0-0	0	1	1 2
11/12*	L	GB	8-8	0-0	0-0	0	0	0 0
11/19*	L	DET	5-5	0-0	0-0	0	0	0 0
11/26*	L	at PHI	5-5	0-0	0-0	0	1	0 0
12/3	L	SF		INACTIVE				
12/10	W	at CIN		INACTIVE				
12/16	L	at DET		INACTIVE				
12/24*	W	CLE	2-2	0-0	0-0	0	0	0 0
12/31*	L	at MIN	11-7	0-0	0-0	0	0	0 2
Totals 3-7			66-59	0-0	1-90	3	2	1 6

*Denotes Game Started



20 PRINCE AMUKAMARA



Ht: 6-0 **Wt:** 204
DOB: 6/6/1989 **College:** Nebraska
Bears Season: 2 **NFL Season:** 8
Acquired: Unrestricted free agent in 2017 (JAX)

DEFENSIVE BACK

PRO CAREER: Appeared in 83 contests with 69 starts over seven seasons for the New York Giants (2011-15), Jacksonville Jaguars (2016) and Chicago Bears (2017) ... compiled 359 tackles, 7 interceptions, 56 pass breakups, 3 forced fumbles, 3 fumble recoveries and 7 TFLs ... won a Super Bowl as a rookie for the New York Giants in 2011.

CAREER TRANSACTIONS: Drafted by the New York Giants in the 1st round (19th overall) of the 2011 draft ... signed one-year contract with JAX (3/11/16) ... signed one-year contract with Chicago (3/10/17) ... re-signed with Chicago (3/14/18). **SIGNED THROUGH 2020.**

2017 SEASON: Appeared in 14 games (12 starts), recording 48 tackles, 7 pass defenses and 1 fumble recovery. Inactive for Games 1 and 2.

PREVIOUS SEASONS: **2016:** Appeared in 14 games with 12 starts for the Jacksonville Jaguars, recording 49 tackles, 6 pass breakups and 1 TFL. **2015:** Played in 11 games with 10 starts and totaled 63 tackles (55 solo), 9 passes defended, 1 interception, 1 forced fumble and 1 fumble recovery ... missed five games due to a pectoral injury. **2014:** Started each of the season's first eight games ... recorded 46 tackles and a career-high 3 interceptions which tied for 2nd on the team. Suffered a torn right bicep on 11/3 vs. Indianapolis and was put on injured reserve. **2013:** Started every game for the first time in his career ... finished 4th on the team with 83 tackles and was second with 14 passes defended ... also had an interception and 2 forced fumbles. **2012:** Played in 13 games with 11 starts at RCB ... finished the season with 59 tackles, 1 interception and 6 passes defended. **2011:** Played in the final seven regular season games and all four postseason contests as a rookie for the Super Bowl winning New York Giants, recording 14 tackles, 1 interception, 2 pass breakups and 1 fumble recovery ... season was shortened because of a fractured foot suffered in training camp ... was inactive for the season's first nine games.

COLLEGE: Played in 49 games with 31 starts, recording 161 tackles, 5 interceptions, 26 pass breakups, 4 sacks, 6 TFLs, 3 forced fumbles and 1 fumble recovery ... as a senior, was a unanimous All-America selection and All-Big 12 Conference first team choice ... named Big 12 Defensive Player of the Year, joining Ndamukong Suh and Grant Wistrom as the only Cornhuskers to win the award ... the defensive captain started all 14 games and ranked 6th on the team with 59 tackles, including 1 sack.

PERSONAL: Starred at Apollo High School (Glendale, Ariz.) and named the state's player of the year by the Arizona Republic and All-Arizona Informant Offensive Player of the Year as a senior ... two-way starter at running back, rushing for nearly 50 touchdowns and 3,389 yards over his final two seasons, adding 664 receiving yards and 125 tackles ... helped the Apollo basketball team win three straight Class 4A state titles ... member of the track and field squad, where he won the Class 4A state titles in both the 100-meter and 200-meter dashes as a senior ... married (Pilar) with a daughter Princess Paisley and a son, Princeton ... family comes from royal bloodlines in Nigeria, as his great grandfather was the king of the Awo-Omamma in Iwo State of Nigeria, while Romanus Amukamara was chief ... has five sisters whose names are Princess, Precious, Promise, Peace and Passionate.

PRINCE AMUKAMARA'S GAME-BY-GAME DEFENSIVE STATS

2011 NEW YORK GIANTS

Date	W/L	Opp.	Tkls-S	Sk-YLINT-Yds	PD	FF	FR	TFL
DID NOT PLAY WEEKS 1-10								
11/20	L	Phi	5-5	0-0	1-0	2	0	0
11/28	L	at NO	1-1	0-0	0-0	0	0	1
12/4	L	GB	2-0	0-0	0-0	0	0	0
12/11	W	at Dal	4-4	0-0	0-0	0	0	0
12/18	L	Was	2-2	0-0	0-0	1	0	0
12/24	W	at NYJ	0-0	0-0	0-0	0	0	0
1/1	W	Dal	0-0	0-0	0-0	0	0	0
Totals	3-4		14-12	0-0	1-0	3	0	1

2012 NEW YORK GIANTS

Date	W/L	Opp.	Tkls-S	Sk-YLINT-Yds	PD	FF	FR	TFL
9/2	W	at Car	1-1	0-0	0-0	1	0	0
9/20	L*	at Phi	4-4	0-0	0-0	1	0	0
10/7	W*	Cle	3-2	0-0	0-0	0	0	0
10/14	W*	at SF	6-6	0-0	1-0	3	0	0
10/21	W*	Was	6-5	0-0	0-0	1	0	0
10/28	W*	at Dal	5-5	0-0	0-0	0	0	0
11/4	L*	Pit	4-2	0-0	0-0	0	0	0
11/11	L*	at Cin	10-7	0-0	0-0	0	0	1
11/25	W*	GB	3-3	0-0	0-0	0	0	0
12/3	L*	at Was	5-4	0-0	0-0	0	0	0
12/9	W*	NO	2-2	0-0	0-0	0	0	0
12/23	L	at Bal	0-0	0-0	0-0	0	0	0
12/30	W*	Phi	4-4	0-0	0-0	0	0	0
Totals	8-5		53-45	0-0	1-0	6	0	1



PRINCE AMUKAMARA'S CAREER STATISTICS

REGULAR SEASON

Year	Team	GP	GS	Tackles					Yds	Interceptions				Fumbles			Misc.	
				Tot	S	A	Sk			No	Yds	Lg	TD	PD	FF	FR	Yds	TFL
2011	N.Y. Giants	7	0	14	12	2	0.0	0.0	1	0	0	0	3	0	1	0	0.0	0
2012	N.Y. Giants	13	11	59	45	14	0.0	0.0	1	0	0	0	6	0	0	0	1.0	0
2013	N.Y. Giants	16	16	83	72	11	0.0	0.0	1	-4	-4	0	14	2	0	0	4.0	0
2014	N.Y. Giants	8	8	46	37	9	0.0	0.0	3	66	38	0	11	0	0	0	0.0	0
2015	N.Y. Giants	11	10	63	55	8	0.0	0.0	1	6	6	0	9	1	1	0	1.0	0
2016	Jacksonville	14	12	49	46	3	0.0	0.0	0	0	0	0	5	0	0	0	1.0	0
2017	Chicago	14	12	48	45	3	0.0	0.0	0	0	-	0	7	0	1	0	0.0	0
NFL totals		69	57	358	316	42	0.0	0.0	7	68	38	0	56	4	3	0	7.0	0

POSTSEASON

		Tackles							Interceptions					Fumbles			Misc.	
Year	Team	GP	GS	Tot	S	A	Sk	Yds	No	Yds	Lg	TD	PD	FF	FR	Yds	TFL	STT
2011	N.Y. Giants	4	0	3	2	1	0.0	0.0	0	0	-	0	0	0	0	0	0	0

SEASON / CAREER / PLAYOFF HIGHS

	2016	Career	Playoff
Tackles	6, three times	10, twice	2, vs. ATL (1/8/12)
Solos	6, at CIN (12/10/17)	10, vs. DEN (9/15/13)	1, twice
Tackles For Loss	None	1, seven times	None
Interceptions	None	1, 7 times	None

PRINCE AMUKAMARA'S GAME-BY-GAME DEFENSIVE STATS, CONTINUED

2013 NEW YORK GIANTS

Date	W/L	Opp.	Tkls-S	Sk-YLINT-Yds	PD	FF	FR	TFL
9/8	L*	at Dal	4-4	0-0	0-0	1	0	0
9/15	L*	Den	10-10	0-0	0-0	1	0	0
9/22	L*	at Car	6-4	0-0	0-0	1	0	0
9/29	L*	at KC	3-2	0-0	0-0	2	0	0
10/6	L*	Phi	3-3	0-0	1-4	0	0	0
10/10	L*	at Chi	9-9	0-0	0-0	0	0	1
10/21	W*	Min	5-5	0-0	0-0	1	0	1
10/27	W*	at Phi	5-5	0-0	0-0	0	1	0
11/10	W*	Oak	4-3	0-0	0-0	0	0	0
11/17	W*	GB	6-6	0-0	0-0	0	0	1
11/24	L*	Dal	6-6	0-0	0-0	1	0	0
12/1	W*	at Was	5-2	0-0	0-0	1	0	0
12/8	L*	at SD	6-5	0-0	0-0	0	0	1
12/15	L*	Sea	4-4	0-0	0-0	2	0	0
12/22	W*	at Det	4-4	0-0	0-0	1	0	0
12/29	W*	Was	5-4	0-0	0-0	2	0	0
Total	7-19		85-76	0-0	1-4	13	2	0

2014 NEW YORK GIANTS

Date	W/L	Opp.	Tkls-S	Sk-YLINT-Yds	PD	FF	FR	TFL
9/8	L*	at Det	8-4	0-0	0-0	2	0	0
9/14	L*	Ari	9-8	0-0	0-0	1	0	0
9/21	W*	Hou	6-4	0-0	1-0	2	0	0
9/25	W*	at Was	3-3	0-0	1-28	2	0	0
10/5	W*	Atl	4-3	0-0	0-0	2	0	0
10/12	L*	at Phi	6-5	0-0	0-0	0	0	0
10/19	L*	at Dal	7-7	0-0	1-38	2	0	0
11/03	L*	Ind	3-3	0-0	0-0	0	0	0
INJURED RESERVE WEEKS 9-17								
Total	3-5		46-37	0-0	3-66	11	0	0

2015 NEW YORK GIANTS

Date	W/L	Opp.	Tkls-S	Sk-YLINT-Yds	PD	FF	FR	TFL
9/13	L*	at Dal	8-6	0-0	0-0	0	0	0
9/20	L*	Atl	4-4	0-0	0-0	1	0	0
9/24	W*	Was	8-6	0-0	1-6	3	0	0
10/4	W*	at Buf	6-5	0-0	0-0	2	1	1
10/11	W*	SF	6-5	0-0	0-0	1	0	0
11/29	L*	at Was	4-3	0-0	0-0	0	0	0
12/6	L*	NYJ	5-4	0-0	0-0	0	0	0
12/14	W*	at Mia	5-5	0-0	0-0	0	0	0
12/20	L	Car	7-7	0-0	0-0	2	0	0
12/27	L*	at Min	6-6	0-0	0-0	1	0	1
1/3	L*	Phi	4-4	0-0	0-0	0	0	0
Total	4-7		63-55	0-0	1-6	10	1	1

2016 JACKSONVILLE JAGUARS

Date	W/L	Opp.	Tkls-S	Sk-YLINT-Yds	PD	FF	FR	TFL
9/11	L*	GB	2-2	0-0	0-0	1	0	0
10/2	W	Ind	3-3	0-0	0-0	0	0	1
10/16	W*	at Chi	4-4	0-0	0-0	1	0	0
10/23	L*	Oak	7-7	0-0	0-0	0	0	0
10/27	L	at Ten	4-4	0-0	0-0	0	0	0
11/06	L*	at KC	3-3	0-0	0-0	1	0	0
11/13	L*	Hou	2-2	0-0	0-0	0	0	0
11/20	L*	at Det	1-1	0-0	0-0	0	0	0
11/27	L*	at Buf	5-5	0-0	0-0	0	0	0
12/4	L*	Den	5-5	0-0	0-0	0	0	0
12/11	L*	Min	4-4	0-0	0-0	0	0	0
12/18	L*	at Hou	2-2	0-0	0-0	0	0	0
12/24	W*	Ten	2-2	0-0	0-0	2	0	0
1/1	L*	at Ind	5-2	0-0	0-0	1	0	0
Totals	3-11		49-46	0-0	0-0	6	0	1

2017 CHICAGO BEARS

Date	W/L	Opp.	Tkls-S	Sk-YLINT-Yds	PD	FF	FR	TFL
9/10	L	ATL						
9/17	W	at TB						
9/24	W	PIT	3-2	0-0	0-0	2	0	0
9/28	L	at GB	0-0	0-0	0-0	0	0	0
10/9*	L	MIN	4-4	0-0	0-0	0	0	0
10/15*	L	at BAL	2-2	0-0	0-0	0	0	0
10/22*	L	CAR	4-4	0-0	0-0	0	0	0
10/29*	L	at NO	2-2	0-0	0-0	0	0	0
11/12*	L	GB	1-1	0-0	0-0	2	0	0
11/19*	L	DET	3-3	0-0	0-0	0	0	0
11/26*	L	at PHI	5-5	0-0	0-0	1	0	0
12/3*	L	SF	4-4	0-0	0-0	1	0	0
12/10*	W	at CIN	6-6	0-0	0-0	2	0	0
12/16*	L	at DET	6-5	0-0	0-0	1	0	0
12/24*	W	CLE	2-2	0-0	0-0	0	1	0
12/31*	L	at MIN	6-5	0-0	0-0	0	0	0
Totals	4-8		48-45	0-0	0-0	7	0	1

*Denotes Game Started



52

JONATHAN
ANDERSON

Ht: 6-1

Wt: 237

DOB: 10/27/1991

College: TCU

Bears Season: 4

NFL Season: 4

Acquired: Undrafted free agent in 2015

LINEBACKER

PRO CAREER: In three seasons, appeared in 31 contests with 3 starts for the Bears (2015-17) ... compiled 47 tackles, 1 interception, 5 pass breakups and 2 TFLs ... tallied 9 STTs ... in 2015, and teammate Harold Jones-Quartey became the first pair of undrafted rookies to record interceptions in the same season in Bears history.

CAREER TRANSACTIONS: Signed with the Chicago Bears as an undrafted free agent (5/3/15) ... waived by Chicago (9/5/15) ... signed to the Bears practice squad (9/8/15) ... signed to Chicago's active roster (10/14/15) ... waived by Chicago (9/27/15) ... signed to Bears practice squad (9/29/16) ... signed to Bears active roster (11/23/16). **SIGNED THROUGH 2018.**

2017 SEASON: Appeared in 12 games recording 4 tackles and 6 STTs.

PREVIOUS SEASONS: 2016: Appeared in 8 games (Games 1-3, 11-14 & 16), recording 3 tackles and 5 special teams tackles ... spent Weeks 4-12 on the practice squad. **2015:** Finished his rookie campaign recording 40 tackles, 1 interception, 5 pass breakups and 2 TFLs ... 40 tackles ranked 2nd among Bears rookies and 5 pass breakups led the Bears LB corps ... he and Harold Jones-Quartey became the first pair of undrafted rookies to record interceptions in the same season in Bears history.

COLLEGE: Started 16-of-51 career games, notching at least one start in each of his four seasons at TCU ... credited with 173 career tackles, 10 TFLs, 2 sacks, 1 interception, 2 pass breakups, 4 fumble recoveries and 3 forced fumbles ... as a senior, started 2-of-13 contests, recording 30 tackles, 4.5 TFLs, a 0.5 sack and 1 fumble recovery.

PERSONAL: Played safety and running back for Carroll High School (Southlake, Texas) ... rushed for 537 yards (9.1 avg) and 4 touchdowns as a junior ... did not have any fumbles on the season ... totaled 16 tackles and an interception at free safety.


JONATHAN ANDERSON'S CAREER STATISTICS

REGULAR SEASON

		Tackles							Interceptions					Fumbles			Misc.	
Year	Team	GP	GS	Tot	S	A	Sk	Yds	No	Yds	Lg	TD	PD	FF	FR	Yds	TFL	STT
2015	Chicago	11	3	40	31	9	0.0	0.0	1	0	-	0	5	0	0	0	2.0	3
2016	Chicago	8	0	3	1	2	0.0	0.0	0	0	-	0	0	0	0	0	0.0	5
2017	Chicago	12	0	3	1	2	0.0	0.0	0	0	-	0	0	0	0	0	0.0	6
NFL totals		31	3	47	35	12	0.0	0.0	1	0	-	0	5	0	0	0	2.0	14

SEASON / CAREER / PLAYOFF HIGHS

	2017	Career	Playoff
Tackles	3, vs. MIN (10/9)	13, at SD (10/9/15)	None
Solos	2, vs. MIN (10/9)	11, at SD (10/9/15)	None
Tackles For Loss	None	1, twice	None
Sacks	None	None	None



15

JOSHUA
BELLAMY

Ht: 6-0

Wt: 208

DOB: 5/18/1989

College: Louisville

Bears Season: 5

NFL Season: 5

Acquired: Waived free agent in 2014 (WAS)

WIDE RECEIVER

PRO CAREER: Appeared in 59 games (12 starts) in five seasons with Kansas City (2012), Washington (2013) and Chicago (2014-17), hauling in 59 receptions for 833 yards (14.1 avg) and 4 touchdowns ... Posted a career-high 282 receiving yards in 2016 ... has 6 kickoff returns for 128 yards (21.3 avg), 17 STTs and 1 opponent fumble recovery on a muffed punt.

HONORS AND AWARDS: 2016: Brian Piccolo Award.

CAREER TRANSACTIONS: Signed with the Kansas City Chiefs (4/30/12) ... waived by the Chiefs (8/31/12) ... signed to Kansas City's practice squad (9/1/12) ... signed to the Chiefs active roster (12/8/12) ... waived by Kansas City (8/31/13) ... signed to the San Diego Chargers practice squad (9/10/13) ... waived by the Chargers (11/19/13) ... signed to the Washington Redskins practice squad (11/21/13) ... signed to the Redskins active roster (11/26/13) ... waived by Washington (4/5/14) ... acquired from waivers by the Chicago Bears (4/8/14) ... waived by Chicago (8/30/14) ... signed to the Bears practice squad (9/1/14) ... signed to Chicago's active roster (9/13/14) ... waived by the Bears (9/22/14) ... signed to Chicago's practice squad (9/23/14) ... signed to the Bears active roster (12/8/14) ... re-signed with Chicago (4/18/16) ... re-signed with Chicago (4/14/18). **SIGNED THROUGH 2018.**

2017 SEASON: Appeared in 15 games (seven starts), catching 24 passes for 376 yards (15.7 avg) and 1 touchdown ... recorded six multiple-catch games ... caught his TD pass in Week 10 vs. Green Bay at Soldier Field, a 46-yarder (the second-longest of his career) from Mitchell Trubisky ... added 2 STTs ... inactive for Game 11.

PREVIOUS SEASONS: 2016: Saw action in all 16 contests starting 2 (Games 12 and 13) at WR, notching 19 receptions for 282 yards (14.8 avg) and 1 touchdown ... carried the ball 4 times for 37 yards (9.3 avg) ... his 282 receiving yards is a career high and his 19 receptions ties his career-high ... added 5 STTs, which ranked tied for 4th on the Bears. 2015: Saw action in all 16 contests starting 3 (Games 12, 15-16) at WR, notching 19 receptions for 224 yards (11.8 avg) and a career-high 2 touchdowns ... added 10 STTs, which ranked 2nd on the Bears, and an opponent fumble recovery on a muffed punt ... first NFL catch was a 48-yard TD in Game 2 ... first Bears player since Brian Urlacher on 12/23/2001 at Washington to have his first career reception go for a touchdown ... first Bears player since WR Marty Booker on 11/14/1999 vs. Minnesota to have his first career reception for a touchdown of at least 48 yards (Booker's touchdown reception was 57 yards). 2014: Appeared in 4 contests for Chicago (Games 2 & 14-16) on offense and special teams ... saw one passing target but did not record a reception ... spent first week of season on Bears practice squad before being elevated to 53-man roster prior to Game 2 at SF ... after being waived prior to Week 3, spent Weeks 4-14 on Bears practice squad before being elevated back to 53-man roster on Dec. 8. 2013: Appeared in 5 games for the Redskins ... also spent time on their practice squad. 2012: Spent time on the Chiefs practice squad before being elevated to their active roster ... appeared in 3 games, notching 5 kickoff returns for 101 yards (20.2 avg).

COLLEGE: Played in 26 games (17 starts) in two seasons at Louisville ... compiled 53 catches for 681 yards (12.8 avg.) with 7 TDs ... prior to his arrival at Louisville, played at Butte Community College where he caught 80 passes for 1,307 yards (16.3 avg.) with 17 TDs, marking a school record ... saw action on both sides of the ball at wide receiver and cornerback as a senior ... played in 13 games with 4 starts, 3 at WR, 1 at CB ... caught 24 passes for 280 yards (11.7 avg.) with 2 scores and recorded 10 tackles ... as a junior, appeared in 13 games (9 starts) ... recorded 29 receptions for 401 yards (13.8 avg.) and tied a team-high with 5 TDs ... added 5 kickoff returns for 120 yards (24.0 avg.).

PERSONAL: Played at Boca Ciega High School in Gulfport, Fla.



JOSHUA BELLAMY'S NFL STATISTICS

REGULAR SEASON

Year	Team	GP-GS	Rec	Yds	Avg	Lg	TD	Rush	Yds	Avg	Lg	TD	STT
2012	Kansas City	3-0	0	0	-	-	0	0	0	-	-	0	0
2013	Washington	5-0	0	0	-	-	0	0	0	-	-	0	0
2014	Chicago	4-0	0	0	-	-	0	0	0	-	-	0	0
2015	Chicago	16-3	19	224	11.8	48t	2	0	0	-	-	0	10
2016	Chicago	16-2	19	282	14.8	31	1	4	37	9.3	22	0	5
2017	Chicago	15-7	24	376	15.7	46t	1	1	6	6.0	6	0	2
Bears totals		51-12	62	882	14.2	48t	4	5	43	8.6	22	0	17
NFL totals		59-12	62	882	14.2	48t	4	5	43	8.6	22	0	17

ADDITIONAL STATS: Kickoff Returns-- 6 for 113; 2012 KC (5 for 101); 2015 CHI (1 for 12).

SEASON / CAREER / PLAYOFF HIGHS

	2017	Career	Playoff
Receptions.....	5, at DET (12/16)	6, at KC (10/11/15)	None
Receiving Yards.....	70 at DET (12/16)	Same	None
Longest Reception.....	46t, vs. GB (11/12)	48t, vs. ARI (9/20/15)	None
Receiving TDs	1, vs. GB (11/12)	1, four times	None

JOSHUA BELLAMY'S GAME-BY-GAME STATS

2015 CHICAGO BEARS

Date	W/L	Opp.	Rec	Yds	Avg	Long	TD
9/13	L	GB	0	0	0.0	-	0
9/20	L	ARI	1	48	48.0	48t	1
9/27	L	at SEA	0	0	0.0	-	0
10/14	W	OAK	0	0	0.0	-	0
10/11	W	at KC	6	31	5.2	8	0
10/18	L	at DET	0	0	0.0	-	0
11/1	L	MIN	0	0	0.0	-	0
11/9	W	at SD	1	6	6.0	6	0
11/15	W	at STL	0	0	0.0	-	0
11/22	L	DEN	4	57	14.3	38	0
11/26	W	at GB	0	0	0.0	-	0
12/6*	L	SF	1	16	16.0	16	0
12/13	L	WAS	0	0	0.0	-	0
12/20	L	at MIN	1	7	7.0	7	0
12/27*	W	at TB	2	10	5.0	7	0
1/3*	L	DET	3	49	16.3	34t	1
Totals	1-2		19	224	11.8	48t	2

2016 CHICAGO BEARS

Date	W/L	Opp.	Rec	Yds	Avg	Long	TD
9/11	W	at HOU	0	0	0.0	-	0
9/19	W	PHI	0	0	0.0	-	0
9/25	W	at DAL	0	0	0.0	-	0
10/2	L	DET	0	0	0.0	-	0
10/9	L	at IND	1	14	14.0	14	0
10/16	W	JAX	0	0	0.0	-	0
10/20	L	at GB	2	32	16.0	25	0
10/31	W	MIN	1	4	4.0	4	0
11/13	L	at TB	0	0	0.0	-	0
11/20	W	at NYG	2	32	16.0	23	0
11/27	L	TEN	4	41	10.3	15	0
12/4*	L	SF	4	93	23.3	31	0
12/11*	W	at DET	3	45	15.0	23	0
12/18	W	GB	1	10	10.0	10t	1
12/24	L	WAS	1	11	11.0	11	0
1/1	L	at MIN	0	0	0.0	-	0
Totals	1-1		19	282	14.8	31	1

2017 CHICAGO BEARS

Date	W/L	Opp.	Rec	Yds	Avg	Long	TD
9/10	L	ATL	3	27	9.0	14	0
9/17*	L	at TB	4	51	12.8	17	0
9/24	W	PIT	0	0	0.0	-	0
9/28*	L	at GB	3	36	12.0	15	0
10/9	L	MIN	0	0	0.0	-	0
10/15	W	at BAL	0	0	0.0	-	0
10/22	W	CAR	0	0	0.0	-	0
10/29	L	at NO	0	0	0.0	-	0
11/12*	L	GB	2	57	28.5	46t	1
11/19	L	DET	0	0	0.0	-	0
11/26	L	at PHI	INACTIVE				
12/3*	L	SF	1	4	4.0	4	0
12/10*	W	at CIN	2	52	26.0	36	0
12/16	L	at DET	5	70	14.0	19	0
12/24*	W	CLE	3	49	16.3	28	0
12/31*	L	at MIN	1	30	30.0	30	0
Totals	2-5		24	376	15.7	46t	1

*Denotes Game Started



84

BEN
BRAUNECKER

Ht: 6-4

DOB: 2/7/1994

Bears Season: 3

Acquired: Undrafted FA in 2016

Wt: 252

College: Harvard

NFL Season: 3

TIGHT END

BRAUNECKER

PRO CAREER: Begins his third professional campaign, appearing in 21 contests with 2 starts, recording 4 receptions for 41 yards (10.3 avg) ... adds 8 STTs.

CAREER TRANSACTIONS: Signed as undrafted free agent by Chicago Bears (5/6/16) ... waived by the Bears (9/3/16) ... added to Bears practice squad (9/4/16) ... added to active roster (10/1/16) ... waived by the Bears (9/3/17) ... added to practice squad (9/4/17) ... added to active roster (11/7/17). **SIGNED THROUGH 2019.**

2017 SEASON: Played in eight games for the Bears ... recorded four special teams tackles.

PREVIOUS SEASONS: 2016: Played in 13 games with two starts ... caught 4 passes for 41 yards (10.3 avg) as a rookie ... added 4 STTs which ranked tied for sixth on the team.

COLLEGE: Registered 68 receptions for 1,168 (17.2 avg) and 10 touchdowns in 25 games over four seasons at Harvard (2012-2015) ... following his senior season, was selected first team All-America (AP, Walter Camp and STATS) ... chosen as the 2015 CFPA Tight End Award recipient ... named all-Ivy League first team ... invited to NFLPA Collegiate Bowl ... led Harvard with 48 receptions for 850 yards (17.7 avg) and 8 touchdowns ... his 850 receiving yards ranked 6th in single-season school history and 8 touchdowns were tied for 2nd ... was fourth in the Ivy League with 85.0 receiving yards per game.

PERSONAL: Three-year starter at Forest Park H.S. (Ferdinand, IN) ... honorable mention all-state as a senior while also earning all-conference, all-Southwestern Indiana, team MVP, and all-Southwestern Indiana MVP honors ... recorded 51 career receptions for 1,254 yards (24.1 avg) and 16 touchdowns ... added 29 kickoff returns for 1,005 yards (34.6 avg) ... defensively registered 101 tackles and 7 interceptions ... named honorable mention all-state as a junior.

BEN BRAUNECKER'S GAME-BY-GAME RECEIVING STATS

2016 CHICAGO BEARS

Date	W/L	Opp.	Rec	Yds	Avg	Long	TD
10/31	W	Min	1	8	8.0	8	0
11/27	L	Ten	1	14	14.0	14	0
12/24	L	Was	2	19	9.5	12	0
Totals	1-2		4	41	10.3	14	0

WAS ON PRACTICE SQUAD WEEKS 1-3

DID NOT RECORD AN OFFENSIVE STAT WEEKS 4-7, 10-11, 13-15, 17

2017 CHICAGO BEARS

Date	W/L	Opp.	Rec	Yds	Avg	Long	TD
PRACTICE SQUAD WEEKS 1-8							
11/12	L	GB	0	0	0.0	-	0
11/19	L	DET	0	0	0.0	-	0
11/26	L	at PHI	INACTIVE				
12/3	L	SF	0	0	0.0	-	0
12/10	W	at CIN	0	0	0.0	-	0
12/16	L	at DET	0	0	0.0	-	0
12/24	W	CLE	0	0	0.0	-	0
12/31	L	at MIN	0	0	0.0	-	0
Totals	2-6		0	0	0.0	-	0

BEN BRAUNECKER'S CAREER STATISTICS


REGULAR SEASON

Year	Team	GP-GS	Rec	Yds	Avg	Lg	TD
2016	Chicago	13-2	4	41	10.3	14	0
2017	Chicago	8-0	0	0	0.0	-	0
Totals		21-2	4	41	10.3	14	0

ADDITIONAL STATS: Special Teams Tackles - 2016 (4)

SEASON / CAREER / PLAYOFF HIGHS

	2017	Career	Playoff
Receptions	None	2, vs. WAS (12/24/16)	None
Receiving Yards	None	19, vs. WAS (12/24/16)	None
Longest Reception	None	14, vs. TEN (11/27/16)	None
Receiving TDs	None	None	None



85 DANIEL BROWN

**Ht:** 6-5**Wt:** 247**DOB:** 5/26/1992**College:** James Madison**Bears Season:** 3**NFL Season:** 4**Acquired:** Waived FA gent in 2016 (BAL)**TIGHT END**

PRO CAREER: Owns 35 receptions for 317 yards (9.1 avg) and one touchdown in 28 games (6 starts) over three NFL seasons with the Baltimore Ravens (2015) and Chicago Bears (2016-17).

CAREER TRANSACTIONS: Signed as an undrafted free agent by the Ravens (5/12/15) ... released by the Ravens (9/4/15) ... added to Ravens practice squad (9/8/15) ... released from Ravens practice squad (9/10/15) ... added to Ravens practice squad (10/13/15) ... released from Ravens practice squad (11/27/15) ... added to Ravens practice squad (11/28/15) ... added to active roster (11/30/15) ... re-signed with the Ravens (4/6/16) ... released by the Ravens (9/3/16) ... added to Ravens practice squad (9/4/16) ... added to active roster (10/5/16) ... waived by the Ravens (10/22/16) ... acquired from waivers by the Bears (10/24/16) ... re-signed with the Bears (3/6/17) ... declared free agent (3/14/18) ... re-signed by the Bears (3/16/18). **SIGNED THROUGH 2018.**

2017 SEASON: Appeared in 14 games with two starts ... caught 13 passes for 129 yards (9.9 avg.), including nine catches for first downs ... recorded five multiple catch games, including three catches for 32 yards at Detroit (12/16).

PREVIOUS SEASONS: 2016: Appeared in 8 games with 3 starts after being claimed off waivers by the Ravens ... caught 16 passes for 124 yards (7.8 avg) and 1 touchdown with the Bears ... caught the game's opening touchdown against the Titans (11/27). **2015:** Recorded 64 yards on 6 receptions (10.7 avg.) for the league's No. 8 passing attack (266.9 ypg) ... established career highs in receptions (5) and receiving yards (47), including a 31-yard career long, in his first-career start vs. Seattle (12/13) ... scored his first-career reception for 17 yards on a fourth-quarter scoring drive at Miami (12/6) ... caught a 52-yard TD reception on Baltimore's second possession that was nullified by a disputed offensive pass interference call.

COLLEGE: Competed in 39 games (21 starts) for James Madison, recording 91 receptions for 1,450 yards (15.9 avg.) and 17 TDs ... recorded 42 receptions for 606 yards (14.4 avg.) and 7 TDs as a senior in 2014.

PERSONAL: Played at Isle of Wight (Va.) Academy, where he helped his team to three-consecutive state titles (2005-07) ... earned first-team all-state and all-conference honors as a senior in 2009.

DANIEL BROWN'S GAME-BY-GAME RECEIVING STATS**2015 BALTIMORE RAVENS**

Date	W/L	Opp.	Rec	Yds	Avg	Long	TD
11/30	W	at Cle	0	0	0	0	0
12/6	L	at Mia	1	17	17.0	17	0
12/13	L	Sea*	5	47	9.4	31	0
12/20	L	KC	0	0	0	0	0
12/27	W	Pit	0	0	0	0	0
1/3	L	at Cin	0	0	0	0	0
Totals	2-4		6	64	10.7	48	0

2016 CHICAGO BEARS

Date	W/L	Opp.	Rec	Yds	Avg	Long	TD
10/9	L#	Was	0	0	0	0	0
10/16	L#	at NYG	0	0	0	0	0
11/27	L	Ten	3	24	8.0	9	1
12/4	W	SF	2	13	6.5	7	0
12/11	L*	at Det	6	42	7.0	11	0
12/18	L*	GB	1	8	8.0	8	0
12/24	L	Was	2	19	9.5	10	0
1/1	L*	at Min	2	18	9.0	12	0
Totals	1-7		16	124	7.8	12	1

2017 CHICAGO BEARS

Date	W/L	Opp.	Rec	Yds	Avg	Long	TD
9/10	L	ATL	0	0	0.0	-	0
9/17	L	at TB	0	0	0.0	-	0
9/24	W	PIT			INACTIVE		
9/28	L	at GB			INACTIVE		
10/9	L	MIN	0	0	0.0	-	0
10/15	W	at BAL	0	0	0.0	-	0
10/22	W	CAR	0	0	0.0	-	0
10/29	L	at NO	1	9	9.0	9	0
11/12	L	GB	2	23	11.5	16	0
11/19	L	DET	2	23	11.5	13	0
11/26	L	at PHI	2	20	10.0	12	0
12/3	L	SF	1	13	13.0	13	0
12/10	W	at CIN	2	9	4.5	6	0
12/16	L	at DET	3	32	10.7	17	0
12/24	W	CLE	0	0	0.0	-	0
12/31	L	at MIN	0	0	0.0	-	0
Totals	0-0		13	129	9.9	16	0

*Denotes Game Started

Denotes 2016 games played on Baltimore's roster.

DANIEL BROWN'S CAREER STATISTICS**REGULAR SEASON**

Year	Team	GP-GS	Rec	Yds	Avg	Lg	TD
2015	Baltimore	6-1	6	64	10.7	31	0
2016	Baltimore/Chicago	8-3	16	124	7.8	12	1
2017	Chicago	14-2	13	129	9.9	16	0
NFL Totals		28-6	35	317	9.1	31	1

SEASON / CAREER / PLAYOFF HIGHS

	2017	Career	Playoff
Receptions.....	3, at DET (12/16)	6, at DET (12/11/16)	None
Receiving Yards.....	32, at DET (12/16)	47, at SEA (12/13/15)	None
Longest Reception.....	17, at DET (12/16)	31, at SEA (12/13/15)	None
Receiving TDs.....	None	1, vs. TEN (11/27/16)	None



81

MARLON
BROWN

Ht: 6-5

DOB: 4/22/1991

Bears Season: 1

Acquired: Signed free agent in 2018 (DEN)

Wt: 214

College: Georgia

NFL Season: 5

WIDE RECEIVER

PRO CAREER: Appeared in 38 games (15 starts) in four seasons with Baltimore Ravens (2013-15) and Denver Broncos (2016), hauling in 87 receptions for 891 yards (10.2 avg) and 7 touchdowns ... posted a career-high in receiving yards (524) and receptions (49) as a rookie in 2013.

CAREER TRANSACTIONS: Signed with the Baltimore Ravens as an undrafted free agent in 2013 ... waived by the Ravens and signed with the Denver Broncos (7/27/16) ... waived by the Broncos (8/4/16) ... signed by the Broncos (11/21/16) ... waived by Broncos (9/2/17) ... signed with the Chicago Bears (4/19/18). **SIGNED THROUGH 2018**

2017 SEASON: Did not appear in a game.

PREVIOUS SEASONS: **2016:** Did not appear in a game. **2015:** Appeared in 10 games (2 starts) with the Baltimore Ravens, catching 14 passes for 112 yards (8.0 avg). **2014:** Appeared in 14 games (1 start) with the Baltimore Ravens, totaling 24 receptions for 255 yards (10.6 avg) ... Added 6 receptions for 48 yards (8.0 avg) in 2 postseason games. **2013:** Appeared in 14 games (12 starts) as a rookie for the Baltimore Ravens, catching 49 passes for 524 yards (10.7 avg) and 7 touchdowns.

COLLEGE: Brown appeared in 40 career games (11 starts) at the University of Georgia, recording 55 receptions for 851 yards (15.5 avg.) and eight touchdowns ... Registered four-career 100-yard receiving contests in his collegiate career ... Played eight games (6 starts) as a senior in 2012, catching 27 receptions for 469 yards (17.4 avg.) with four touchdowns before suffering a season-ending knee injury ... Saw action in 12 games (5 starts) as a junior, recording 15 catches for 234 yards (15.6 avg.) and three touchdowns.

PERSONAL: Brown attended the Harding Academy in Memphis, Tenn., where he became the first Memphis private-schooler to be named a Parade All-American in 2009 ... Earned USA Today All-USA second-team honors as a high school senior in addition to being named Tennessee's Mr. Football in 2008 ... Also was named all-state in basketball ... Marlon Brown was born on April 22, 1991, in Memphis, Tenn.

MARLON BROWN'S CAREER STATISTICS

REGULAR SEASON

Year	Team	GP-GS	Rec	Yds	Avg	Lg	TD
2013	Baltimore	14-12	49	524	10.7	59	7
2014	Baltimore	14-1	24	255	10.6	22	0
2015	Baltimore	10-2	14	112	8.0	22	0
NFL Totals		38-15	87	891	10.2	59	7

POSTSEASON

Year	Team	GP-GS	Rec	Yds	Avg	Lg	TD
2014	Baltimore	2-1	6	48	8.0	13	0

SEASON / CAREER / PLAYOFF HIGHS

	2017	Career	Playoff
Receptions.....	None	7, vs. MIN (12/8/13)	5, at NE (1/10/15)
Receiving Yards.....	None	92, vs. MIN (12/8/13)	39, at NE (1/10/15)
Longest Reception.....	None	59, vs. GB (10/13/13)	13, at NE (1/10/15)
Receiving TDs.....	None	2, at CLE (11/3/13)	None



90 JONATHAN BULLARD



Ht: 6-3 Wt: 296
 DOB: 10/22/1993 College: Florida
 Bears Season: 3 NFL Season: 3
 Acquired: 3rd round of the 2016 draft (72nd overall)

DEFENSIVE LINE

PRO CAREER: Starts third campaign after appearing in 30 games (4 starts) for the Bears ... totaled 0 tackles, 2.0 sacks and 5 TFLs ... made NFL debut against Houston (9/11) and made first career sack at Indianapolis (10/9/16).

CAREER TRANSACTIONS: Drafted in the 3rd round (72nd overall) of the 2016 draft. **SIGNED THROUGH 2019**

2017 SEASON: Appeared in 16 games (three starts), recording 26 tackles, 1 sack, 2 TFLs, 1 forced fumble and 2 passes defended.

PREVIOUS SEASONS: 2016: Totaled 24 tackles, 1 sack, 3 TFLs ... one of three Bears rookies to record a sack.

COLLEGE: Started 36-of-50 career contests at Florida, posting 178 tackles, 12 sacks, 33.5 TFLs and 5 pass breakups ... earned All-America and all-SEC honors following his senior season ... his 17.5 TFLs in 2015 were the most by a Gator since former Bear Alex Brown notched 18 in 1999 ... named a semifinalist for the Chuck Bednarik Award following his senior season in 2015 ... named First-Team All-America by CBS Sports.com and Pro Football Focus and second-team by Sporting News ... unanimous First Team all-SEC selection ... voted a captain by his teammates for the 2015 season ... started all 14 games ... totaled 66 tackles and tied for the team lead with 6.5 sacks ... added 2 pass breakups ... started all 12 games on the defensive line in 2014.

PERSONAL: Rated the No. 6 overall prospect by Rivals.com and the No. 2 prospect in the state of North Carolina out of Crest High School (Shelby, N.C.) ... also ranked the No. 1 strongside defensive end recruit in the nation by Rivals.com and the No. 4 defensive end overall by ESPN and Scout.com ... U.S. Army All-American Bowl ... selected to the AP All-State First Team as a senior.

JONATHAN BULLARD'S GAME-BY-GAME STATS

2016 CHICAGO BEARS

Date	W/L	Opp.	Tkls-S	Sk-YL	INT-Yds	PD	FF	FR	TFL
9/11	L	at HOU	1-0	0-0	0-0	0	0	0	0
9/19	L	PHI	0-0	0-0	0-0	0	0	0	0
9/25	L	at DAL	3-3	0-0	0-0	0	0	0	0
10/2	W	DET	DID NOT PLAY						
10/9	L	at IND	3-3	1-3	0-0	0	0	0	0
10/16	L	JAX	1-1	0-0	0-0	0	0	0	0
10/20	L	at GB	2-1	0-0	0-0	0	0	0	0
10/31	W	MIN	3-1	0-0	0-0	0	0	0	0
11/3*	L	at TB	2-1	0-0	0-0	0	0	0	0
11/20	L	at NYG	1-0	0-0	0-0	0	0	0	0
11/27	L	TEN	2-2	0-0	0-0	0	0	0	1
12/4	W	SF	INACTIVE						
12/11	L	at DET	2-1	0-0	0-0	0	0	0	0
12/18	L	GB	0-0	0-0	0-0	0	0	0	0
12/24	L	WAS	3-3	0-0	0-0	0	0	0	1
11/1	L	at MIN	1-1	0-0	0-0	0	0	0	1
Totals	0-1		24-18	1-3	0-0	0	0	0	3

2017 CHICAGO BEARS

Date	W/L	Opp.	Tkls-S	Sk-YL	INT-Yds	PD	FF	FR	TFL
9/10	L	ATL	0-0	0-0	0-0	0	0	0	0
9/17	L	at TB	1-1	0-0	0-0	0	0	0	0
9/24	W	PIT	2-2	0-0	0-0	0	0	0	0
9/28	L	at GB	1-1	0-0	0-0	1	0	0	0
10/9	L	MIN	1-1	0-0	0-0	0	0	0	0
10/15	W	at BAL	0-0	0-0	0-0	0	0	0	0
10/22	W	CAR	2-1	0-0	0-0	0	0	0	0
10/29	L	at NO	3-3	0-0	0-0	0	1	0	0
11/12	L	GB	0-0	0-0	0-0	0	0	0	0
11/19	L	DET	1-1	0-0	0-0	0	0	0	0
11/26	L	at PHI	3-1	1-4	0-0	0	0	0	1
12/3	L	SF	4-3	0-0	0-0	0	0	0	1
12/10*	W	at CIN	0-0	0-0	0-0	0	0	0	0
12/16*	L	at DET	2-2	0-0	0-0	0	0	0	0
12/24*	W	CLE	2-2	0-0	0-0	0	0	0	0
12/31	L	at MIN	4-0	0-0	0-0	1	0	0	0
Totals	1-2		26-18	1-4	0-0	2	1	0	2

*Denotes Game Started

JONATHAN BULLARD'S CAREER STATISTICS

REGULAR SEASON

		Tackles							Interceptions				Fumbles			Misc.		
Year	Team	GP	GS	Tot	S	A	Sk	Yds	No	Yds	Lg	TD	PD	FF	FR	Yds	TFL	STT
2016	Chicago	14	1	24	18	6	1.0	3	0	0	-	0	0	0	0	0	3.0	0
2017	Chicago	16	3	26	18	8	1.0	4	0	0	-	0	2	1	0	0	2.0	0
NFL totals		30	4	50	36	14	2.0	7	0	0	-	0	2	1	0	0	5.0	0

SEASON / CAREER / PLAYOFF HIGHS

	2017	Career	Playoff
Tackles	4, twice	Same	None
Solos	3, twice	3, five times	None
Tackles For Loss	1, twice	1, five times	None
Sacks	1, at PHI (11/26)	1, twice	None



46

MICHAEL
BURTON

Ht: 6-0

Wt: 240

DOB: 2/1/1992

College: Rutgers

Bears Season: 2

NFL Season: 4

Acquired: Waived free agent in 2017 (DET)

RUNNING BACK

MICHAEL BURTON

PRO CAREER: Appeared in 47 games with 10 starts over three seasons with the Detroit Lions (2015-16) and Chicago Bears (2017), recording 8 carries for 11 yards (1.4 avg) and 8 receptions for 47 yards (5.9 avg) and one touchdown ... adds 5 career special teams tackles.

CAREER TRANSACTIONS: Selected in the 5th round (168th overall) by the Detroit Lions in the 2015 NFL Draft ... waived by the Lions (5/30/17) ... acquired from waivers by the Chicago Bears (5/31/17). **SIGNED THROUGH 2018.**

2017 SEASON: Appeared in 16 games with 3 starts, carrying the ball 4 times for 9 yards (2.3 avg) and catching two passes for 8 yards (4.0 avg).

PREVIOUS SEASONS: 2016: Appeared in 15 games (Games 1-15) for the Detroit Lions, recording 1 special team tackle. **2015:** Played in all 16 games as a rookie, including 7 starts ... carried the ball 4 times for 2 yards (0.5 avg) and caught 6 passes for 39 yards (6.5 avg) and 1 TD ... also added 3 special teams tackles.

COLLEGE: Entered the college football ranks as a walk-on in 2010 and was redshirted his freshman year before emerging as a force in the Scarlet Knights backfield ... played in 42 career games (27 starts) and finished with 22 carries for 116 yards to go along with 47 receptions for 401 yards and three touchdowns ... as a senior, carried the Rutgers ground attack as the lead back-field blocker as he appeared in all 13 games (10 starts), hauling in at least one catch in 11 of the 13 games ... earned the Paul Robeson Award as a senior, presented annually to an individual whose performance, leadership and dedication on and off the field during his career has had the greatest impact on Rutgers football ... helped the offense rush for 340 yards in the Quick Lane Bowl victory over North Carolina in Detroit (12/26), the highest rushing total for Rutgers since 2007.

PERSONAL: Played football at West Morris Central High School (Chester, N.J.) where he was a four-year starter ... named first-team all-state, all-group III and Morris County Player of the Year by the Star-Ledger ... set 10 school season records and career records, including a single-season record 1,769 yards on 200 carries and 20 touchdowns as a senior ... owns his high school's career rushing mark with 3,332 yards as well as single-season all-purpose yards (2,376) and career all-purpose yards (4,498).


MICHAEL BURTON'S CAREER STATISTICS

REGULAR SEASON

Year	Team	GP-GS	Rush	Yds	Avg	Lg	TD	Rec	Yds	Avg	Lg	TD	STT
2015	Detroit	16-7	4	2	0.5	2	0	6	39	6.5	12	1	3
2016	Detroit	15-0	0	0	0.0	-	0	0	0	0.0	-	0	1
2017	Chicago	16-3	4	9	2.3	7	0	2	8	4.0	8	0	0
NFL totals		47-10	8	11	1.4	7	0	8	47	5.9	12	1	4

SEASON / CAREER / PLAYOFF HIGHS

	2017	Career	Playoff
Rushes	1, four times	1, eight times	None
Rushing Yards	7, vs. ATL (9/10)	Same	None
Longest Run	7, vs. ATL (9/10)	Same	None
Receptions	1, twice	2, at NO (12/21/15)	None
Receiving Yards	8, at BAL (10/15)	12, at STL (12/13/15)	None
Longest Reception	8, at BAL (10/15)	12, at STL (12/13/15)	None
Receiving TDs	None	1, at NO (12/21/15)	None



80

TREY
BURTON

Ht: 6-3

Wt: 235

DOB: 10/29/1991

College: Florida

Bears Season: 1

NFL Season: 5

Acquired: Unrestricted free agent in 2018 (PHI)

TIGHT END

PRO CAREER: Appeared in 61 games with 5 starts over four seasons with the Philadelphia Eagles (2014-17), recording 63 receptions for 629 yards (10.0 avg) and 6 touchdowns ... adds 5 career carries for 10 yards (2.0 avg) ... 1-1 passing for 1 touchdown, which came in Super Bowl LII on a pass to QB Nick Foles ... set career-highs in receptions (37) and receiving yards (327) in 2016.

CAREER TRANSACTIONS: Signed with Philadelphia Eagles as undrafted free agent in 2014 ... declared free agent (3/9/17) ... re-signed by Philadelphia (4/3/17) ... declared free agent and signed with Chicago Bears (3/14/18). **SIGNED THROUGH 2021.**

2017 SEASON: Appeared in 15 regular season games with 1 start, recording 23 receptions for 248 yards (10.8 avg) and a career-high 5 touchdowns as the third-string tight end ... recorded seven multiple-catch games, including his best game of the season where he caught a season-high 5 passes for 71 yards and 2 touchdowns in a win at the Rams ... in 3 postseason games, caught 1 pass for 12 yards and added 1-1 passing with a touchdown to Super Bowl MVP Nick Foles.

PREVIOUS SEASONS: 2016: Appeared in 15 games (4 starts) for the Philadelphia Eagles, catching 37 passes for 327 yards and 1 touchdown ... Set a career-high in yards (327) and receptions (37). **2015:** Played in all 16 games, and caught 3 passes for 54 yards (18.0 avg) and 1 TD. **2014:** Appeared in 15 games as a rookie, carrying the ball 5 times for 10 yards.

COLLEGE: Appeared in 50 games (29 starts) during his collegiate tenure, finishing his career with 720 rushing yards and 16 TDs on 141 carries and 107 catches for 976 yards and 4 TDs ... broke Tim Tebow's records for most rushing touchdowns in a game (5) and most points in a game by a non-kicker (36) vs. Kentucky (9/25/10) ... as a senior captain in 2013, tallied 38 receptions for 445 yards and 1 TD as a full-time wide receiver ... appeared in 12 games (four starts) as a junior, registering 190 yards and 2 TDs on 29 carries and 18 catches for 172 yards and 1 TD ... joined Chris Rainey as the only Gators to score both a rushing and receiving TD in the same game as a sophomore in 2010 ... finished the season with 19 catches for 149 yards and one TD, while adding 125 yards and three touchdowns on 37 carries ... named to the 2010 SEC All-Freshman Team and was SEC Freshman Player of the Week twice during the season ... also earned a place on the 2010 SEC Academic Honor Roll ... saw action at quarterback, fullback, tight end, wide receiver and on kick coverage while starting 11 games as a freshman in 2010. ... recorded a team-high 11 rushing TDs on 75 carries and also led the Gators with 12 total TDs ... ranked 3rd among Florida freshmen in school history with 12 total TDs and 2nd with 11 rushing TDs, trailing only Emmitt Smith ... scored 6 total TDs (5 rushing, 1 receiving) in a single game against Kentucky (9/25/10), despite only touching the ball 10 times ... was only the fourth player in SEC history to score 36 or more points in a single game.

PERSONAL: Played football at Venice High School (Venice, Fla.) ... as a senior, Burton threw for 1,876 yards, 18 TDs and 1 INT and rushed for 821 yards and 22 TDs, earning FSWA 5A All-State First-Team honors ... also garnered all-state honors after passing for 1,399 yards and 12 TDs and recording 919 yards and 24 TDs on the ground ... played basketball and ran track at Venice HS.



TREY BURTON'S CAREER STATISTICS

REGULAR SEASON

Year	Team	GP-GS	Rec	Yds	Avg	Lg	TD
2014	Philadelphia	15-0	0	0	0.0	-	0
2015	Philadelphia	16-0	3	54	18.0	43	0
2016	Philadelphia	15-4	37	327	8.8	32	1
2017	Philadelphia	15-1	23	248	10.8	27t	5
NFL Totals		61-5	63	629	10.0	43	6

POSTSEASON

Year	Team	GP-GS	Rec	Yds	Avg	Lg	TD
2017	Philadelphia	3-0	1	12	12.0	12	0

SEASON / CAREER / PLAYOFF HIGHS

	2017	Career	Playoff
Receptions	5, at LAR (12/10)	7, vs. WAS (11/16)	1, vs. MIN (1/21/18)
Receiving Yards	71, at LAR (12/10)	Same	12, vs. MIN (1/21/18)
Longest Reception	27t, vs. DEN (11/5)	43, at DET (11/26/15)	12, vs. MIN (1/21/18)
Receiving TDs	2, at LAR (12/10)	Same	None

TREY BURTON'S GAME-BY-GAME STATS

2014 PHILADELPHIA EAGLES

Date	W/L	Opp.	Rec	Yds	Avg	Long	TD
9/7	W	JAX	0	0	0.0	-	0
9/15	W	at IND	0	0	0.0	-	0
9/21	W	WAS	0	0	0.0	-	0
9/28	L	at SF	0	0	0.0	-	0
10/5	W	STL	0	0	0.0	-	0
10/12	W	NYG	0	0	0.0	-	0
10/26	L	at ARI	0	0	0.0	-	0
11/2	W	at HOU	0	0	0.0	-	0
11/10	W	CAR	0	0	0.0	-	0
11/16	L	at GB	0	0	0.0	-	0
11/23	W	TEN	0	0	0.0	-	0
11/27	W	at DAL	0	0	0.0	-	0
12/7	L	SEA	INACTIVE				
12/14	L	DAL	0	0	0.0	-	0
12/20	L	at WAS	0	0	0.0	-	0
12/28	W	at NYG	0	0	0.0	-	0
Totals	0-0		0	0	0.0	-	0

2015 PHILADELPHIA EAGLES

Date	W/L	Opp.	Rec	Yds	Avg	Long	TD
9/14	L	at ATL	0	0	0.0	-	0
9/20	L	DAL	0	0	0.0	-	0
9/27	W	at NYJ	0	0	0.0	-	0
10/4	L	at WAS	0	0	0.0	-	0
10/11	W	NO	0	0	0.0	-	0
10/19	W	NYG	0	0	0.0	-	0
10/25	L	at CAR	0	0	0.0	-	0
11/8	W	at DAL	0	0	0.0	-	0
11/15	L	MIA	0	0	0.0	-	0
11/22	L	TB	0	0	0.0	-	0
11/26	L	at DET	2	49	24.5	43	0
12/6	W	at NE	0	0	0.0	-	0
12/13	W	BUF	0	0	0.0	-	0
12/20	L	ARI	0	0	0.0	-	0
12/26	L	WAS	0	0	0.0	-	0
1/3	W	at NYG	1	5	5.0	5	0
Totals	0-0		3	54	18.0	43	5

2016 PHILADELPHIA EAGLES

Date	W/L	Opp.	Rec	Yds	Avg	Long	TD
9/11	W	CLE	INACTIVE				
9/19	W	at CHI	5	49	9.8	14	1
9/25	W	PIT	2	19	9.5	16	0
10/9	L	at DET	1	5	5.0	5	0
10/16*	L	at WAS	1	7	7.0	7	0
10/23	W	MIN	0	0	0.0	-	0
10/30	L	at DAL	1	6	6.0	6	0
11/6	L	at NYG	3	55	18.3	32	0
11/13	W	ATL	0	0	0.0	-	0
11/20*	L	at SEA	1	14	14.0	14	0
11/28*	L	GB	3	10	3.3	9	0
12/4	L	at CIN	5	53	10.6	15	0
12/11	L	WAS	7	65	9.3	16	0
12/18*	L	at BAL	2	2	1.0	1	0
12/22	W	NYG	1	3	3.0	3	0
1/1	W	DAL	5	39	7.8	12	0
Totals	0-4		37	327	8.8	32	1

2017 PHILADELPHIA EAGLES

Date	W/L	Opp.	Rec	Yds	Avg	Long	TD
9/10	W	at WAS	0	0	0.0	-	0
9/17	L	at KC	1	1	10.0	10	0
9/24	W	NYG	2	7	3.5	8	0
10/1	W	at LAC	0	0	0.0	-	0
10/8	W	ARI	2	16	8.0	15t	1
10/12	W	at CAR	1	9	9.0	9	0
10/23	W	WAS	1	7	7.0	7	0
10/29	W	SF	2	21	10.5	15	0
11/5*	W	DEN	2	41	20.5	27t	1
11/19	W	at DAL	0	0	0.0	-	0
11/26	W	CHI	INACTIVE				
12/3	L	at SEA	4	42	10.5	14	0
12/10	W	at LAR	5	71	14.2	20t	2
12/17	W	at NYG	2	15	7.5	13t	1
12/25	W	OAK	0	0	0.0	-	0
12/31	L	DAL	1	9	9.0	-	0
Totals	1-0		23	248	10.8	27t	5

*Denotes Game Started



26 DEON BUSH



Ht: 6-0 **Wt:** 205
DOB: 8/14/1993 **College:** Miami (Fla.)
Bears Season: 3 **NFL Season:** 3
Acquired: 4th round of the 2016 draft (124th overall)

DEFENSIVE BACK

PRO CAREER: Begins third NFL season, appearing in 24 games with 6 starts for the Bears ... owns 24 tackles, 1 pass breakup and 4 STTs.

CAREER TRANSACTIONS: Drafted in the 4th round (124th overall) of the 2016 NFL Draft. **SIGNED THROUGH 2019.**

2017 SEASON: Appeared in 13 games as a reserve, recording 3 tackles and 3 STTs.

PREVIOUS SEASONS: 2016: Played in 11 games (Games 3, 6-15), starting 6 (Games 10-15), recording 22 tackles and 1 pass breakup and 1 STT.

COLLEGE: Three-time all-ACC honoree (2013-15) who started 32-of-45 career games in four seasons (2012-15) with Miami ... totaled 168 tackles, 10 TFLs, 5 sacks, 9 forced fumbles, 3 fumble recoveries, 13 pass breakups and 4 interceptions ... started 12-of-13 games in 2015 ... ranked fifth on team with 50 tackles and second on team with 6 pass breakups ... named third-team all-ACC (Coaches) and all-ACC Honorable Mention (ACSMA).

PERSONAL: Four-star recruit according to Rivals.com ... No. 5 safety prospect, No. 68 overall prospect and No. 12 prospect in the state of Florida by Rivals.com ... ranked 65th on ESPN 150 as fourth-best safety prospect and 14th-best prospect from Florida ... as a senior out of Columbus H.S. (Miami, Fla.) made 40 stops and had 7 interceptions ... as a junior, returned 1 punt for touchdown and compiled 50 tackles and 3 interceptions.

DEON BUSH'S CAREER STATISTICS

REGULAR SEASON

Year	Team	GP	GS	Tackles				Yds	Interceptions					Fumbles			Misc.	
				Tot	S	A	Sk		No	Yds	Lg	TD	PD	FF	FR	Yds	TFL	STT
2016	Chicago	11	6	21	16	5	0.0	0.0	0	0	-	0	1	0	0	0	0.0	1
2017	Chicago	13	0	3	1	2	0.0	0.0	0	0	-	0	0	0	0	0	0.0	3
NFL totals		24	6	24	17	7	0.0	0.0	0	0	-	0	0	0	0	0	0.0	4

SEASON / CAREER / PLAYOFF HIGHS

	2017	Career	Playoff
Tackles	2, at DET (12/16)	8, at NYG (11/20/16)	None
Solos	1, at DET (12/16)	6, at NYG (11/20/16)	None
Tackles For Loss	None	None	None
Interceptions	None	None	None

DEON BUSH'S GAME-BY-GAME STATS

2016 CHICAGO BEARS

Date	W/L	Opp.	Tkls-S	Sk-YL	INT-Yds	PD	FF	FR	TFL
9/11	L	at HOU			INACTIVE				
9/19	L	PHI			INACTIVE				
9/25	L	at DAL	0-0	0-0	0-0	0	0	0	0
10/2	W	DET			INACTIVE				
10/9	L	at IND			INACTIVE				
10/16	L	JAX	0-0	0-0	0-0	0	0	0	0
10/20	L	at GB	0-0	0-0	0-0	0	0	0	0
10/31	W	MIN	0-0	0-0	0-0	0	0	0	0
11/13	L	at TB	1-1	0-0	0-0	0	0	0	0
11/20*	L	at NYG	8-6	0-0	0-0	0	0	0	0
11/27*	L	TEN	2-2	0-0	0-0	0	0	0	0
12/4*	W	SF	4-3	0-0	0-0	0	0	0	0
12/11*	L	at DET	4-3	0-0	0-0	0	0	0	0
12/18*	L	GB	3-2	0-0	0-0	1	0	0	0
12/24*	L	WAS	0-0	0-0	0-0	0	0	0	0
11/1	L	at MIN			INACTIVE				
Totals	0-1		22-17	0-0	0-0	1	0	0	0

2017 CHICAGO BEARS

Date	W/L	Opp.	Tkls-S	Sk-YL	INT-Yds	PD	FF	FR	TFL
9/10	L	ATL	0-0	0-0	0-0	0	0	0	0
9/17	L	at TB			INACTIVE				
9/24	W	PIT			INACTIVE				
9/28	L	at GB	0-0	0-0	0-0	0	0	0	0
10/9	L	MIN	0-0	0-0	0-0	0	0	0	0
10/15	W	at BAL	0-0	0-0	0-0	0	0	0	0
10/22	W	CAR	0-0	0-0	0-0	0	0	0	0
10/29	L	at NO	0-0	0-0	0-0	0	0	0	0
11/12	L	GB	0-0	0-0	0-0	0	0	0	0
11/19	L	DET	0-0	0-0	0-0	0	0	0	0
11/26	L	at PHI	1-0	0-0	0-0	0	0	0	0
12/3	L	SF			INACTIVE				
12/10	W	at CIN	0-0	0-0	0-0	0	0	0	0
12/16	L	at DET	2-1	0-0	0-0	0	0	0	0
12/24	W	CLE	0-0	0-0	0-0	0	0	0	0
12/31	L	at MIN	0-0	0-0	0-0	0	0	0	0
Totals	0-0		3-1	0-0	0-0	0	0	0	0



37

BRYCE
CALLAHAN

Ht: 5-9

Wt: 188

DOB: 10/23/1991

College: Rice

Bears Season: 4

NFL Season: 4

Acquired: Undrafted free agent in 2015

DEFENSIVE BACK

PRO CAREER: Begins fourth professional campaign, appearing in 32 contests with 19 starts, producing 84 tackles, 5 TFLs, 2 sacks, 1 forced fumble, 2 interceptions and 22 pass breakups for the Chicago Bears (2015-17) ... 7 pass breakups ranked 3rd on the Bears and 4 TFLs led the Bears secondary in 2015 ... has three career punt returns for 96 yards, including a 59-yard touchdown return vs. MIN in Week 17 of 2017.

CAREER TRANSACTIONS: Signed with the Chicago Bears as an undrafted free agent (5/3/15) ... waived by Chicago (9/22/15) ... signed to the Bears practice squad (9/24/15) ... signed to Chicago's active roster (10/19/15) ... re-signed with the Bears (4/17/17) ... declared restricted free agent (3/14/18) ... re-signed by the Bears (4/17/18). **SIGNED THROUGH 2018.**

2017 SEASON: Appeared in 12 games (six starts), recording 25 tackles, 1 TFL, 1 sack, 1 forced fumble, 2 interceptions and 6 pass defenses ... Scored a touchdown on a 59-yard punt return at MIN (12/31).

PREVIOUS SEASONS: **2016:** Played in 11 games (Games 1-2, 4-7, 10-13 & 15) starting 10, producing 36 tackles and 9 pass breakups. **2015:** Started 3-of-9 games, collecting 23 tackles, 4 TFLs, 1 sack and 7 pass breakups ... 7 pass breakups ranked 3rd on the Bears and 4 TFLs led the Bears secondary ... inactive Games 13-15 due to a quad injury.

COLLEGE: In 47 career games at Rice, credited with 145 tackles, 2 sacks, 14 TFLs, 13 interceptions, 33 pass breakups, 2 forced fumbles and 1 fumble recovery ... also served as a punt returner on special teams, notching 33 returns for 225 yards (6.8 avg) ... his 13 career interceptions ranks tied for second in school annals ... selected to play in the East-West Shrine Game following his senior season ... member of the 2014 Jim Thorpe Award (top defensive back in college football) Watch List.

PERSONAL: Attended Cy Woods High School (Cypress, Texas) where he was named first-team 5A All State by the AP and named to Dave Campbell's Texas Football's 2009 All-Texas High School team ... led the Wildcats into the playoffs in each of their first two seasons of varsity football ... recorded 136 tackles and 8 interceptions on defense, 167 receiving yards and 2 touchdowns on offense and averaged 25.8 yards on punt returns and 21.2 yards on kickoff returns as a senior.

BRYCE CALLAHAN'S CAREER STATISTICS

REGULAR SEASON

		Tackles							Interceptions				Fumbles			Misc.		
Year	Team	GP	GS	Tot	S	A	Sk	Yds	No	Yds	Lg	TD	PD	FF	FR	Yds	TFL	STT
2015	Chicago	9	3	23	18	5	1.0	0.0	0	0	-	0	7	0	0	0	4.0	0
2016	Chicago	11	10	36	29	7	0.0	0.0	0	0	-	0	9	0	0	0	0.0	1
2017	Chicago	12	6	25	20	5	1.0	12.0	2	73	52	0	6	1	0	0	1.0	0
NFL totals		32	19	84	67	17	2.0	12.0	2	73	52	0	22	1	0	0	5.0	1

SEASON / CAREER / PLAYOFF HIGHS

	2017	Career	Playoff
Tackles	4, twice	7, vs. JAX (10/16/16)	None
Solos	3, four times	6, vs. JAX (10/16/16)	None
Tackles For Loss	1, at DET(12/16)	1, five times	None
Interceptions	1, twice	Same	None



BRYCE CALLAHAN'S GAME-BY-GAME DEFENSIVE STATS

2015 CHICAGO BEARS

Date	W/L	Opp.	Tkls-S	Sk-YL	INT-Yds	PD	FF	FR	TFL
9/13	L	GB	0-0	0-0	0-0	0	0	0	0
9/20	L	ARI	0-0	0-0	0-0	0	0	0	0
9/27	L	at SEA		PRACTICE SQUAD					
10/4	W	OAK		PRACTICE SQUAD					
10/11	W	at KC		PRACTICE SQUAD					
10/18	L	at DET		PRACTICE SQUAD					
11/1	L	MIN	4-4	0-0	0-0	0	0	0	0
11/9*	W	at SD	3-2	0-0	0-0	0	0	0	1
11/15	W	at STL	3-3	0-0	0-0	0	0	0	0
11/22	L	DEN	1-1	0-0	0-0	0	0	0	1
11/26*	W	at GB	3-3	0-0	0-0	0	0	0	1
12/6	L	SF	4-4	0-0	0-0	0	0	0	0
12/13	L	WAS		INACTIVE					
12/20	L	at MIN		INACTIVE					
12/27	W	at TB		INACTIVE					
1/3*	L	DET	3-3	1-0	0-0	0	0	0	1
Totals	2-1		21-20	1-0	0-0	3	0	0	4

2016 CHICAGO BEARS

Date	W/L	Opp.	Tkls-S	Sk-YL	INT-Yds	PD	FF	FR	TFL
9/11*	L	at HOU	2-1	0-0	0-0	1	0	0	0
9/19*	L	PHI	1-1	0-0	0-0	1	0	0	0
9/25	L	at DAL		INACTIVE					
10/2*	W	DET	5-5	0-0	0-0	2	0	0	0
10/9*	L	at IND	6-5	0-0	0-0	1	0	0	0
10/16*	L	JAX	7-6	0-0	0-0	0	0	0	0
10/20*	L	at GB	1-1	0-0	0-0	0	0	0	0
10/31	W	MIN		INACTIVE					
11/13	L	at TB		INACTIVE					
11/20*	L	at NYG	5-3	0-0	0-0	2	0	0	0
11/27	L	TEN	3-3	0-0	0-0	0	0	0	0
12/4*	W	SF	2-1	0-0	0-0	1	0	0	0
12/11*	L	at DET	4-3	0-0	0-0	2	0	0	0
12/18	L	GB		INACTIVE					
12/24*	L	WAS	0-0	0-0	0-0	0	0	0	0
1/1	L	at MIN		INACTIVE					
Totals	2-8		36-29	0-0	0-0	9	0	0	0

2017 CHICAGO BEARS

Date	W/L	Opp.	Tkls-S	Sk-YL	INT-Yds	PD	FF	FR	TFL
9/10*	L	ATL	2-1	0-0	0-0	0	0	0	0
9/17	L	at TB	0-0	0-0	0-0	1	0	0	0
9/24	W	PIT	4-3	1-12	0-0	0	1	0	0
9/28*	L	at GB	1-0	0-0	0-0	0	0	0	0
10/9*	L	MIN	3-3	0-0	0-0	1	0	0	0
10/15	W	at BAL	4-3	0-0	1-52	1	0	0	0
10/22*	W	CAR	2-2	0-0	0-0	0	0	0	0
10/29	L	at NO	1-0	0-0	0-0	1	0	0	0
11/12	L	GB		INACTIVE					
11/19	L	DET		INACTIVE					
11/26	L	at PHI		INACTIVE					
12/3	L	SF		INACTIVE					
12/10*	W	at CIN	1-1	0-0	0-0	0	0	0	0
12/16	L	at DET	2-2	0-0	0-0	0	0	0	1
12/24	W	CLE	3-3	0-0	1-21	1	0	0	0
12/31*	L	at MIN	2-2	0-0	0-0	1	0	0	0
Totals	2-4		25-20	1-12	2-73	6	1	0	1

*Denotes Game Started



29

TARIK
COHEN

Ht: 5-6

Wt: 181

DOB: 7/26/1995

College: North Carolina A&T

Bears Season: 2

NFL Season: 2

Acquired: 4th round of the 2017 draft (119th overall)

RUNNING BACK

PRO CAREER: Enters second NFL campaign ... appeared in all 16 games (four starts) as a rookie, rushing for 370 yards on 87 carries (4.3 avg) and 2 touchdowns ... adds 53 receptions for 353 yards (6.7 avg) and 1 touchdown ... threw a 21-yard passing touchdown at BAL (10/15) ... caught a season long 70-yard pass vs. CAR (10/22) ... adds 29 punt returns for 272 yards (9.4 avg) and 1 touchdown, and 26 kickoff returns for 583 yards (22.4 avg) ... set a franchise record for all-purpose yards in a rookie debut (158) vs. ATL (9/17) ... became shortest player since 1934 to throw an NFL touchdown pass ... became the first NFL rookie to record a rushing, receiving, passing and punt return touchdown since Gale Sayers in 1965 ... his 53 receptions in 2017 were the third most for a rookie in franchise history.

HONORS & AWARDS: 2017: Brian Piccolo Award.

CAREER TRANSACTIONS: Drafted in the 4th round (119th overall) of the 2017 NFL Draft. **SIGNED THROUGH 2020.**

2017 SEASON: Appeared in all 16 games (four starts) ... was second on the team with 53 receptions and third with 353 yards ... also second on the team in rushing with 87 carries for 370 yards and two TDs ... finished tied for third in the NFL among rookie RBs with 53 receptions, tied with Kansas City's Kareem Hunt and trailing only New Orleans' Alvin Kamara (81) and Carolina's Christian McCaffrey (80) ... threw a 21-yard passing touchdown at BAL (10/15), becoming shortest player since 1934 to throw an

NFL touchdown pass ... caught a season long 70-yard pass vs. CAR (10/22), the longest reception by a Bear in 2017 ... had 29 punt returns for 272 yards (9.4 avg) and 1 touchdown and 26 kickoff returns for 583 yards (22.4 avg) ... set a franchise record for all-purpose yards in a rookie debut (158) vs. ATL (9/17) ... rushed for a season-high 80 yards on 12 carries (6.7 avg) in the Week 14 win at Cincinnati ... became the first NFL rookie since Gale Sayers in 1965 and the first NFL player since Terry Metcalf in 1975 to score touchdowns via rushing, receiving, passing and punt return in a single season ... teamed up with Jordan Howard as the Bears rushed for 222 yards (Howard 140, Cohen 78) in the OT victory over the Steelers in Week 3, marking just the fourth time in Mike Tomlin's 11 years in Pittsburgh in which the Steelers allowed 200+ yards rushing.

COLLEGE CAREER: Appeared in 46 games with 41 starts in four seasons (2013-16) for North Carolina A&T, rushing for a MEAC-record 5,619 yards on 868 carries and 56 touchdowns (all school records) ... added 98 receptions for 945 yards and 3 touchdowns ... career performances made him the conference's first three-time Offensive Player of the Year ... 2016 Walter Camp First Team NCAA FCS All-American ... set single-season school records with 1,588 rushing yards to go along with 19 touchdowns ... rushed for 200+ yards in four different games.

PERSONAL: Played at Bunn High School in Bunn, N.C. ... Rushed for 808 yards as a senior including 252 yards in a playoff win against North Brunswick ... Scored 17 touchdowns and averaged 9.2 yards per carry ... Had three touchdown receptions and returned three kicks for touchdowns ... Earned team MVP honors and was also an all-conference selection ... Was one-fourth of the N.C. High School Athletic Association Class 2A state champion 4x100 meter relay team.

TARIK COHEN'S GAME-BY-GAME DEFENSIVE STATS

2017 CHICAGO BEARS

Date	W/L	Opp.	Rush	Yards	Avg.	Lg	TD	Rec.	Yards	Avg.	Lg	TD
9/10	L	ATL	5	66	13.2	46	0	8	46	5.9	19t	1
9/17*	L	at TB	7	13	1.9	9	0	8	55	6.9	14	0
9/24	W	PIT	12	78	6.5	36	0	4	24	6.0	9	0
9/28	L	at GB	6	24	4.0	7	0	4	24	6.0	8	0
10/9	L	MIN	6	13	2.2	7	0	1	-1	-1.0	-1	0
10/15	W	at BAL	14	32	2.3	9	0	1	14	14.0	14	0
10/22	W	CAR	0	0	0.0	-	0	1	70	70.0	70	0
10/29	L	at NO	4	2	0.5	5	1	1	6	6.0	6	0
11/12	L	GB	1	1	1.0	1	0	1	10	10.0	10	0
11/19*	L	DET	9	44	4.9	15t	1	4	15	3.8	13	0
11/26	L	at PHI	2	-11	-5.5	1	0	2	8	4.0	7	0
12/3*	L	SF	2	5	2.5	4	0	4	39	9.8	21	0
12/10	W	at CIN	12	80	6.7	29	0	2	5	2.5	3	0
12/16*	L	at DET	2	1	0.5	4	0	4	16	4.0	7	0
12/24	W	CLE	2	9	4.5	6	0	2	12	6.0	13	0
12/31*	L	at MIN	3	13	4.3	10	0	6	14	2.3	7	0
Totals	0-4		87	370	4.3	46	2	53	353	6.7	70	1

*Denotes Game Started

TARIK COHEN'S CAREER STATISTICS

REGULAR SEASON


Year	Team	GP-GS	Rush	Yds	Avg	Lg	TD	Rec	Yds	Avg	Lg	TD
2017	Chicago	16-4	87	370	4.3	46	2	53	353	6.7	70	1

Year	Team	KR	Yds	Avg	LG	TD	PR	FC	Yds	Avg	Lg	TD
2017	Chicago	26	583	22.4	46	0	29	15	272	9.4	61t	1

ADDITIONAL STATS: Passing: 1-2, 21 yards, 1 touchdown.

SEASON / CAREER / PLAYOFF HIGHS

	2017	Career	Playoff
Rushes.....	14, at BAL (10/15)	Same	None
Rushing Yards.....	80, at CIN (12/10)	Same	None
Longest Run.....	46, vs. ATL (9/10)	Same	None
Rushing TDs.....	1, twice	Same	None
Receptions.....	8, twice	Same	None
Receiving Yards.....	70, vs. CAR (10/22)	Same	None
Longest Reception.....	70, vs. CAR (10/22)	Same	None
Receiving TDs.....	1, vs. ATL (9/10)	Same	None



31 MARCUS COOPER, SR.



Ht: 6-2 Wt: 197
 DOB: 2/1/1990 College: Rutgers
 Bears Season: 2 NFL Season: 6
 Acquired: Unrestricted free agent in 2017 (ARI)

DEFENSIVE BACK

PRO CAREER: Owns 145 tackles, 7 interceptions (one for a touchdown), 35 pass breakups, 1 forced fumble and 1 fumble recovery in 69 career games with 28 starts with the Chiefs (2013-15), Cardinals (2016) and Bears (2017) ... adds 9 STTs ... owns 17 tackles and 1 TFL in the postseason.

CAREER TRANSACTIONS: Selected by the San Francisco 49ers in the 7th round (252nd overall) in the 2013 NFL Draft ... waived by the 49ers (8/31/13) ... acquired from waivers by the Kansas City Chiefs (9/1/13) ... traded to the Arizona Cardinals (9/2/16) ... declared free agent (3/9/17) ... signed with Chicago Bears (3/11/17) ... waived by the Bears (3/14/18) ... re-signed by Chicago (3/27/18). **SIGNED THROUGH 2018.**

2017 SEASON: Appeared in 15 games (4 starts), recording 15 tackles and 3 pass defenses ... added 3 STTs.

PREVIOUS SEASONS: 2016: Appeared in 15 games with 13 starts, recording 69 tackles, 4 interceptions (1 returned for a touchdown), 11 pass breakups for the Arizona Cardinals ... 11 pass breakups led the team ... intercepted and returned a Jameis Winston pass for 60 yards for his first career touchdown (vs. TB 9/18/16) **2015:** Appeared in 14 games with 13 starts for the Houston Texans, recording 61 tackles, 0.5 sacks, 1 interception, 6 pass breakups, 1 forced fumble and 1 TFL. **2014:** Appeared in 16 games with 9 starts for the New York Giants, recording 54 tackles, 4 interceptions, 7 pass breakups, 1 forced fumble and 1 TFL ... added 3 STT. **2013:** Played in all 16 games with 6 starts for the Kansas City Chiefs, recording 32 tackles, 4 interceptions and 9 pass breakups.

COLLEGE: Totaled 17 interceptions (second in Rutgers school history) for 404 return yards (school record) ... returned three of those interceptions for touchdowns (tied for school record) ... set NCAA record by returning two kickoffs for 100 yards as a senior ... selected as 3rd-team All-American during senior season.

PERSONAL: Attended Theodore Roosevelt High School in San Antonio, Texas ... earned unanimous all-district 26 5A, All-Greater San Antonio and honorable mention all-state honors as a senior.

MARCUS COOPER'S CAREER STATISTICS

REGULAR SEASON

Year	Team	GP	GS	Tackles					Interceptions					Fumbles			Misc.	
				Tot	S	A	Sk	Yds	No	Yds	Lg	TD	PD	FF	FR	Yds	TFL	STT
2013	Kansas City	16	6	41	38	3	0.0	0.0	3	32	20	0	18	1	1	0	0.0	3
2014	Kansas City	13	4	18	18	0	0.0	0.0	0	0	0	0	3	0	0	0	0.0	3
2015	Kansas City	10	1	2	2	0	0.0	0.0	0	0	0	0	0	0	0	33	0.0	0
2016	Arizona	15	13	69	62	7	0.0	0.0	4	95	60t	1	11	0	0	0	0.0	0
2017	Chicago	15	14	13	13	0	0.0	0.0	0	0	-	0	3	0	0	0	0.0	0
NFL totals		69	28	145	136	9	0.0	0.0	7	127	60t	1	35	1	1	33	0.0	9

POSTSEASON

		Tackles							Interceptions					Fumbles			Misc.	
Year	Team	GP	GS	Tot	S	A	Sk	Yds	No	Yds	Lg	TD	PD	FF	FR	Yds	TFL	STT
2013	Kansas City	1	0	2	1	1	0.0	0.0	0	0	-	0	1	0	0	0	0	0
Postseason		1	0	2	1	1	0.0	0.0	0	0	-	0	1	0	0	0	0	0

SEASON / CAREER / PLAYOFF STATS

	2017	Career	Playoff
Tackles	6, at TB (9/17)	9, at ATL (11/27/16)	2, at IND (1/4/14)
Solos	6, at TB (9/17)	9, at ATL (11/27/16)	1, at IND (1/4/14)
Pass Defenses	2, vs. PIT (9/4)	4, vs. OAK (10/13/13)	1, at IND (1/4/14)
Interceptions	None	2, vs. TB (9/18/16)	None

MARCUS COOPER'S GAME-BY-GAME DEFENSIVE STATS

2013 KANSAS CITY CHIEFS

Date	W/L	Opp.	Tkls-S	Sk-YL	INT-Yds	PD	FF	FR	TFL
9/8	W	at Jax	1-1	0-0	0-0	0	0	0	0
9/15	W	Dal	0-0	0-0	0-0	0	0	0	0
9/19	W	at Phi	0-0	0-0	0-0	0	0	0	0
9/29	W*	NYG	1-1	0-0	0-0	2	0	0	0
10/6	W	at Ten	2-1	0-0	1-0	3	0	1	0
10/13	W*	Oak	5-5	0-0	1-12	4	0	0	0
10/20	W	Hou	1-0	0-0	0-0	1	0	0	0
10/27	W*	Cle	2-2	0-0	0-0	0	0	0	0
11/3	W	at Buf	3-3	0-0	0-0	3	1	0	0
11/17	L*	at Den	5-5	0-0	0-0	0	0	0	0
11/24	L	SD	3-2	0-0	0-0	0	0	0	0
12/1	L*	Den	8-8	0-0	1-20	1	0	0	0
12/8	W	at Was	3-3	0-0	0-0	2	0	0	0
12/15	W	at Oak	2-2	0-0	0-0	0	0	0	0
12/22	L	Ind	1-1	0-0	0-0	0	0	0	0
12/29	L*	at SD	4-4	0-0	0-0	2	0	0	0
Totals	11-5		41-38	0-0	3-32	18	1	1	0

2014 KANSAS CITY CHIEFS

Date	W/L	Opp.	Tkls-S	Sk-YL	INT-Yds	PD	FF	FR	TFL
9/14	L*	at Den	5-5	0-0	0-0	2	0	0	0
9/21	W*	at Mia	6-6	0-0	0-0	0	0	0	0
9/29	W*	NE	1-1	0-0	0-0	1	0	0	0
10/5	L*	at SF	2-2	0-0	0-0	0	0	0	0
10/19	W	at SD	0-0	0-0	0-0	0	0	0	0
10/26	W	StL	1-1	0-0	0-0	0	0	0	0
12/14	W	Oak	3-3	0-0	0-0	0	0	0	0
Totals	8-5		18-18	0-0	0-0	3	0	0	0

DID NOT RECORD ANY DEFENSIVE STATS WEEKS 1, 9-14, 16-17

2015 KANSAS CITY CHIEFS

Date	W/L	Opp.	Tkls-S	Sk-YL	INT-Yds	PD	FF	FR	TFL
9/28	L*	at GB	1-1	0-0	0-0	0	0	0	0
11/22	W	at SD	1-1	0-0	0-0	0	0	0	0
Totals	7-3		2-2	0-0	0-0	0	0	0	0

2016 ARIZONA CARDINALS

Date	W/L	Opp.	Tkls-S	Sk-YL	INT-Yds	PD	FF	FR	TFL
9/11	L	NE	0-0	0-0	0-0	0	0	0	0
9/18	W	TB	7-5	0-0	2-83	3	0	0	0
9/25	L	at Buf	7-6	0-0	0-0	1	0	0	0
10/2	L	LA	3-3	0-0	0-0	0	0	0	0
10/6	W	at SF	3-3	0-0	1-12	1	0	0	0
10/17	W	NYJ	1-1	0-0	0-0	1	0	0	0
10/23	T	Sea	8-8	0-0	0-0	0	0	0	0
10/30	L	at Car	6-5	0-0	0-0	0	0	0	0
11/13	W	SF	6-5	0-0	0-0	0	0	0	0
11/20	L	at Min	2-2	0-0	0-0	1	0	0	0
11/27	L	at Atl	9-9	0-0	0-0	0	0	0	0
12/4	W	Was	6-5	0-0	0-0	0	0	0	0
12/11	L	at Mia	1-1	0-0	1-0	1	0	0	0
12/18	L	NO	7-7	0-0	0-0	1	0	0	0
1/1	W	at LA	3-3	0-0	0-0	2	0	0	0
Totals	6-8-1		69-63	0-0	4-95	11	0	0	0

2017 CHICAGO BEARS

Date	W/L	Opp.	Tkls-S	Sk-YL	INT-Yds	PD	FF	FR	TFL
9/10*	L	ATL	4-4	0-0	0-0	0	0	0	0
9/17*	L	at TB	6-6	0-0	0-0	1	0	0	0
9/24*	W	PIT	1-1	0-0	0-0	0	1	0	0
9/28*	L	at GB	1-1	0-0	0-0	0	0	0	0
10/9	L	MIN		INACTIVE					
10/15	W	at BAL	0-0	0-0	0-0	1	0	0	0
10/22	W	CAR	0-0	0-0	0-0	0	0	0	0
10/29	L	at NO	0-0	0-0	0-0	1	0	0	0
11/12	L	GB	0-0	0-0	0-0	0	0	0	0
11/19	L	DET	2-2	0-0	0-0	0	0	0	0
11/26	L	at PHI	0-0	0-0	0-0	0	0	0	0
12/3	L	SF	1-1	0-0	0-0	0	0	0	0
12/10	W	at CIN	0-0	0-0	0-0	0	0	0	0
12/16	L	at DET	0-0	0-0	0-0	0	0	0	0
12/24	W	CLE	0-0	0-0	1-21	1	0	0	0
12/31	L	at MIN	0-0	0-0	0-0	1	0	0	0
Totals	1-3		15-15	0-0	0-0	3	0	0	0



30

BENNY CUNNINGHAM



Ht: 5-10

DOB: 7/7/1990

Bears Season: 2

Acquired: Unrestricted free agent in 2017 (LAR)

Wt: 218

College: Middle Tennessee State

NFL Season: 6

RUNNING BACK

PRO CAREER: Appeared in 71 games with 3 starts over 5 seasons with the Rams (2013-16) and Bears (2017), carrying the ball 180 times for 777 yards (4.3 avg) and 4 touchdowns and grabbing 113 receptions for 992 yards (8.8 avg) and 3 touchdowns ... adds 102 kick returns for 2,722 yards (26.7 avg) ... also adds 22 special teams tackles ... led the Rams in all kick returning categories and finished 8th in the NFL in returns, 7th in kick return yards and 3rd in kick return average ... rushed for a career-high 109 yards against the Bears in 2013.

CAREER TRANSACTIONS: Signed with the St. Louis Rams as an undrafted free agent (5/9/13) ... re-signed as a free agent with the Los Angeles Rams (4/8/16) ... signed as an unrestricted free agent with the Chicago Bears (3/21/17). **SIGNED THROUGH 2018.**

2017 SEASON: Appeared in 14 games (Inactive Games 2 & 7) as a reserve, rushing for 29 yards on 9 carries (3.2 avg) and catching 20 passes for 240 yards (12.0 avg) and two touchdowns ... caught a 38-yard touchdown from Pat O'Donnell on a fake punt ... returned 7 kickoffs for 147 yards (21.0 avg) ... also logged 12 STTs.

PREVIOUS SEASONS: 2016: Appeared in 11 games (Games 1-4, 6-7 & 8-12), rushing for 101 yards on 21 attempts (4.8 avg) and caught 16 passes for 91 yards (5.7 avg) ... added 22 kick returns for 599 yards (27.2 avg) ... finished 3rd in the league in kick return average ... also added 3 special teams tackles. **2015:** Appeared in all 16 contests with 1 start (Game 1), rushing for 140 yards on



37 attempts (3.8 avg) and caught 26 passes for 250 yards (9.6 avg) ... added a 25 kick returns for 714 yards (28.6 avg) with a career-long return of 102 yards (at TB 12/15) ... also added 3 special teams tackles. **2014:** Appeared in all 16 contests with 2 starts (Game 1), rushing for 246 yards on 66 attempts (3.7 avg) and 3 touchdowns and caught 45 passes for 352 yards (7.8 avg) and 1 touchdown ... added a 35 kick returns for 963 yards (27.5 avg) ... also added 2 special teams tackles. **2013:** Appeared in 14 games as a rookie, tallying 261 rushing yards on 47 attempts (5.6 avg) and 11 touchdowns while also catching 6 passes for 59 yards ... also returned 13 kickoffs for 299 yards (23.0 avg) ... added 2 special teams tackles.

COLLEGE: Second team All-Sun Belt Conference as a senior ... twice named SBC Offensive Player of the Week as a senior ... named to the Doak Walker Award Watch List ... honorable mention All-SBC Freshman Team by the league's beat writers ... played in just five games as a senior and rushed for 600 yards and 11 touchdowns ... was leading SBC in rushing and scoring when he suffered a season-ending injury in the sixth game of the season ... appeared in 37 games with the Blue Raiders.

PERSONAL: Played football at Goodpasture Christian in Madison, Tenn. ... named TSWA All-State and the Region Player of the Year as a high school senior after setting school records in singleseason rushing yards (1,744), career touchdowns (60), touchdowns in a game (five), touchdowns in a season (29) ... participated in numerous community events, including the United Way Kickoff for Charity Luncheon and Motion for Kids Holiday Party ... he also supports the Christian Community Services program in Nashville, Tenn. ... CCSI provides the resources, tools and encouragement to move from government dependency to self-sufficiency through its financial literacy programs: Mentoring Toward Independence, monthly Basic Financial Training workshops and monthly THDA Home Buyer Education workshops.

BENNY CUNNINGHAM'S GAME-BY-GAME STATISTICS

2013 ST. LOUIS RAMS

Date	W/L	Opp.	Rush	Yards	Avg.	Lg	TD	Rec.	Yards	Avg.	Lg	TD
9/8	W	ARI	0	0	0.0	-	0	0	0	0.0	-	0
9/15	L	at ATL	2	0	0.0	0	0	0	0	0.0	0	0
9/22	L	at DAL	4	16	4.0	9	0	1	6	6.0	6	0
9/26	L	SF	4	6	1.5	7	0	1	17	17.0	17	0
10/6	W	JAX	4	13	3.3	6	0	0	0	0.0	-	0
10/13	W	at HOU	3	11	3.7	7	0	0	0	0.0	-	0
10/20	L	at CAR										
10/28	L	SEA										
11/3	L	TEN	3	11	3.7	6	0	0	0	0.0	-	0
11/10	W	at IND	7	72	10.3	56	0	1	18	18.0	18	0
11/24	W	CHI	13	109	8.4	27	1	0	0	0.0	-	0
12/1	L	at SF	2	16	8.0	13	0	0	0	0.0	-	0
12/8	L	at ARI	2	9	4.5	6	0	2	16	8.0	10	0
12/15	W	NO	2	0	0.0	0	0	0	0	0.0	-	0
12/22	W	TB	1	-2	-2.0	-2	0	0	0	0.0	-	0
12/29	L	at SEA	0	0	0.0	-	0	1	2	2.0	2	0
Totals			47	261	5.6	56	1	6	59	9.8	18	0

2014 ST. LOUIS RAMS

Date	W/L	Opp.	Rush	Yards	Avg.	Lg	TD	Rec.	Yards	Avg.	Lg	TD
9/7	L	MIN	5	21	4.2	7	0	4	30	7.5	12	0
9/14	W	at TB	6	15	2.5	11	0	1	4	4.0	4	0
9/21	L	DAL	9	29	3.2	7	0	1	5	5.0	5	0
10/5	L	at PHI	7	47	6.7	14t	1	3	24	8.0	12	0
10/13	L	SF	7	21	3.0	5	1	2	12	6.0	6	0
10/19*	W	SEA	2	3	1.5	5	0	5	46	9.2	18	1
10/26*	L	at KC	4	27	6.8	18	0	1	8	8.0	8	0
11/2	W	at SF	4	10	2.5	8	0	3	38	12.7	17	0
11/9	L	at ARI	4	12	3.0	5	1	2	16	8.0	12	0
11/16	W	DEN	2	7	3.5	6	0	4	31	7.8	12	0
11/23	L	at SD	4	18	4.5	8	0	2	11	5.5	7	0
11/30	W	OAK	2	3	1.5	5	0	0	0	0.0	-	0
12/7	W	at WAS	3	20	6.7	20	0	5	28	5.6	15	0
12/11	L	ARI	2	4	2.0	4	0	3	23	7.7	19	0
12/21	L	NYG	1	-1	-1.0	-1	0	2	19	9.5	11	0
12/28	L	at SEA	4	10	2.5	6	0	7	57	8.1	14	0
Totals	1-1		66	246	3.7	20	3	45	352	7.8	19	1

2015 ST. LOUIS RAMS

Date	W/L	Opp.	Rush	Yards	Avg.	Lg	TD	Rec.	Yards	Avg.	Lg	TD
9/13*	W	SEA	16	45	2.8	9	0	4	77	19.3	42	0
9/20	L	at WAS	1	0	0.0	0	0	4	27	6.8	10	0
9/27	L	PIT	1	12	12.0	12	0	2	18	9.0	12	0
10/4	W	at ARI	2	0	0.0	3	0	2	4	2.0	7	0
10/11	L	at GB	0	0	0.0	-	0	2	28	14.0	17	1
10/25	W	CLE	4	11	2.8	8	0	2	13	6.5	10	0
11/1	W	SF	0	0	-	-	0	0	0	0.0	-	0
11/8	L	at MIN	0	0	-	-	0	0	0	0.0	-	0
11/15	L	CHI	0	0	-	-	0	1	2	2.0	2	0
11/22	L	at BAL	1	0	0.0	0	0	1	20	20.0	20	0
11/29	L	at CIN	2	12	6.0	8	0	1	5	5.0	5	0
12/6	L	ARI	0	0	-	-	3	0	0	0.0	-	0
12/13	W	DET	3	14	4.7	9	0	1	8	8.0	8	0
12/17	W	TB	2	8	4.0	4	0	0	0	0.0	-	0
12/27	W	at SEA	1	0	0.0	0	0	3	14	4.7	10	0
1/3	L	at SF	4	38	9.5	40	0	3	34	11.3	13	0
Totals	1-0		37	140	3.8	69	0	26	250	9.6	42	1



2016 LOS ANGELES RAMS

Date	W/L	Opp.	Rush	Yards	Avg.	Lg	TD	Rec.	Yards	Avg.	Lg	TD
9/12	L	at SF	1	1	1.0	1	0	1	7	7.0	7	0
9/18	W	SEA	1	2	2.0	2	0	1	7	7.0	7	0
9/25	W	at TB	2	29	14.5	22	0	1	10	10.0	10	0
10/2	W	at ARI	0	0	0.0	-	0	0	0	0.0	-	0
10/9	L	BUF					INACTIVE					
10/16	L	at DET	2	9	4.5	8	0	2	14	7.0	9	0
10/23	L	NYG	3	4	1.3	2	0	1	5	5.0	5	0
11/6	L	CAR	3	10	3.3	4	0	5	32	6.4	11	0
11/13	W	at NYJ	6	40	6.7	24	0	3	7	2.3	6	0
11/20	L	MIA	2	7	3.5	6	0	1	-3	-3.0	-3	0
11/27	L	at NO	0	0	0.0	-	0	1	12	12.0	12	0
12/4	L	at NE	1	-1	-1.0	-1	0	0	0	0.0	-	0
12/11	L	ATL					INACTIVE					
12/15	L	at SEA					INACTIVE					
12/24	L	SF					INACTIVE					
1/1	L	ARI					INACTIVE					
Totals	0-0		21	101	4.8	24	0	16	91	15.7	12	0

2017 CHICAGO BEARS

Date	W/L	Opp.	Rush	Yards	Avg.	Lg	TD	Rec.	Yards	Avg.	Lg	TD
9/10	L	ATL	0	0	0.0	-	0	0	0	0.0	-	0
9/17	L	at TB					INACTIVE					
9/24	W	PIT	0	0	0.0	-	0	3	23	7.7	11	0
9/28	L	at GB	5	26	5.2	12	0	0	0	0.0	-	0
10/9	L	MIN	1	4	4.0	4	0	2	43	21.5	38t	1
10/15	W	at BAL	0	0	0.0	-	0	0	0	0.0	-	0
10/22	W	CAR					INACTIVE					
10/29	L	at NO	1	0	0.0	0	0	1	0	0.0	0	0
11/12	L	GB	1	0	0.0	0	0	3	32	10.7	23	0
11/19	L	DET	0	0	0.0	-	0	1	18	18.0	18	0
11/26	L	at PHI	1	-1	-1.0	-1	0	1	9	9.0	9	0
12/3	L	SF	0	0	0.0	0	0	0	0	0.0	-	0
12/10	W	at CIN	0	0	0.0	0	0	2	14	7.0	9	0
12/16	L	at DET	0	0	0.0	0	0	4	33	8.3	12	0
12/24	W	CLE	0	0	0.0	0	0	2	62	31.0	40	0
12/31	L	at MIN	0	0	0.0	0	0	1	6	6.0	6	0
Totals	0-0		9	29	3.2	12	0	20	240	112.0	40	1

BENNY CUNNINGHAM'S CAREER STATISTICS

REGULAR SEASON

Year	Team	GP-GS	Rush	Yds	Avg	Lg	TD	Rec	Yds	Avg	Lg	TD	STT
2013	St. Louis	14-0	47	261	5.6	56	1	6	59	9.8	18	0	2
2014	St. Louis	16-2	66	246	3.7	20	3	45	352	7.8	19	1	2
2015	St. Louis	16-1	37	140	3.8	40	0	26	250	9.6	42	0	3
2016	L.A. Rams	11-0	21	101	4.8	24	0	16	91	5.7	12	0	3
2017	Chicago	14-0	9	29	3.8	12	0	20	240	12.0	40	2	6
NFL totals		71-3	180	777	4.3	56	4	113	994	8.8	42	3	16

Year	Team	KR	Yds	Avg	LG	TD	PR	FC	Yds	Avg	Lg	TD
2013	St. Louis	13	299	23.0	32	0	0	0	0	-	-	0
2014	St. Louis	35	963	27.5	75	0	0	0	0	-	-	0
2015	St. Louis	25	714	28.6	102	0	0	0	0	-	-	0
2016	L.A. Rams	22	599	27.2	61	0	0	0	0	-	-	0
2017	Chicago	7	147	21.0	28	0	0	0	0	-	-	0
NFL totals		102	2,722	26.7	102	0	0	0	0	-	-	0

SEASON / CAREER / PLAYOFF HIGHS

	2017	Career	Playoff
Rushes	5, at GB (9/28)	16, vs. SEA (9/13/15)	None
Rushing Yards	26, at GB (9/28)	109, vs. CHI (11/24/13)	None
Longest Run	12, at GB (9/28)	56, at IND (11/10/13)	None
Rushing TDs	None	1, 4 times	None
Receptions	4, at DET (12/16)	7, at SEA (12/28/14)	None
Receiving Yards	62, vs. CLE (12/24)	77, vs. SEA (9/13/15)	None
Longest Reception	40, vs. CLE (12/24)	42, vs. SEA (9/13/15)	None
Receiving TDs	1, twice	1, three times	None



4

CHASE
DANIEL

Ht: 6-0

Wt: 225

DOB: 10/7/1986

College: Missouri

Bears Season: 1

NFL Season: 9

Acquired: Unrestricted FA in 2018 (NO)

QUARTERBACK

DANIEL

PRO CAREER: Completed 51-of-78 passes (65.4 percent) for 480 yards, 1 touchdown and 1 interception in 57 games with 2 starts in 8 seasons with the New Orleans Saints (2010-12, 2017), Kansas City Chiefs (2013-15) and Philadelphia Eagles (2016). ... Adds 93 rushing yards on 31 attempts ...

CAREER TRANSACTIONS: Signed as an undrafted free agent by the New Orleans Saints (9/26/09) ... waived by the Saints (10/12/09) ... re-signed with the Saints (10/16/09) ... waived by the Saints (11/17/09) ... added to Saints practice squad (11/20/09) ... added to active roster (1/2/10) ... re-signed with the Saints (3/12/12) ... declared free agent (3/12/13) ... signed with the Kansas City Chiefs (3/13/13) ... declared free agent (3/9/16) ... signed with the Philadelphia Eagles (3/10/16) ... waived by Philadelphia (3/13/17) ... signed with the New Orleans Saints (3/29/17) ... declared free agent (3/14/18) ... signed with the Chicago Bears (3/14/18). **SIGNED THROUGH 2019.**

2017 SEASON: Appeared in one game for the New Orleans Saints, backing up Drew Brees.

PREVIOUS SEASONS: **2016:** Appeared in one game for the Philadelphia Eagles, completing his lone pass attempt of the season for 16 yards. **2015:** Appeared in two games for the Chiefs, completing both of his pass attempts for six yards. **2014:** Appeared in 3 games (1 start) for the Chiefs, completing 16-of-28 passes for 157 yards. **2013:** Appeared in 5 games (1 start) for the Chiefs, completing 25-of-38 passes for 248 yards, with 1 touchdown and 1 interception. **2012:** Appeared in 16 games for the Saints, completing his lone pass attempt for 10 yards. **2011:** Appeared in 16 games for the Saints, completing 4-of-5 passes for 29 yards. **2010:** Appeared in 13 games for the Saints, completing 2-of-3 passes for 16 yards.

COLLEGE: Led Missouri to a 30-11 record over three years as a starter, including the first two Big 12 North Division titles in school history ... completed 1,094-of-1,609 passes (68.0%) for 12,515 yards with 101 TDs and 41 interceptions with a 149.0 rating ... added 970 yards on 364 carries and 10 TDs ... amassed 13,485 yards of total offense ... became first QB in school history to record three straight 3,000-yard seasons ... established single-season career highs in completions (385), passing yards (4,335), TDs (39), completion percentage (72.9) and rating (159.4) as senior ... earned following accolades after senior season: Draddy Trophy Finalist, Wuerffel Trophy Finalist, Unitas Golden Arm Award Finalist, Manning Award Finalist, National Football Foundation Scholar-Athlete, Maxwell Award Semi-finalist, Davey O'Brien Award Semi-finalist, Honorable Mention All-American (Sports Illustrated), Honorable Mention All-Big 12 (Coaches), First-Team Academic All-Big 12 ... as a junior, led Missouri to record 12 wins, their first-ever Big 12 North championship, a New Year's Day bowl win for the first time since 1966, and school-best No. 4 final AP ranking ... became Tigers' first Heisman finalist (fourth overall) ... passed for then-school record 4,306 yards and 33 TDs, with 147.9 rating as junior ... received Davey O'Brien Award, Walter Camp Award, was Second-Team All-American (AP, Walter Camp, Sporting News, Rivals.com), Big 12 Offensive Player of the Year (AP, Coaches), First-Team All-Big 12 (AP, Coaches, Dallas Morning News, Ft. Worth Star-Telegram, San Antonio Express-News) and First-Team Academic All-Big 12 ... set Big 12 record with 254 consecutive passes without an interception (17 shy of NCAA record) ... as sophomore, shattered then-school single-season records for yardage (3,527) and TDs (28) in first year as starter ... graduated with bachelor's degree in business finance.

PERSONAL: Named 2004 EA Sports National High School Player of the Year at Southlake Carroll (Texas) HS...Led team to perfect 16-0 record in 2004 and Class 5A state championship, in addition to a No. 1 national ranking and mythical national title... Along with teammate Delvin Breaux co-hosted a charity softball game to benefit Son of a Saint and Team Gleason at Tulane.



CHASE DANIEL'S GAME-BY-GAME STATISTICS

2010 NEW ORLEANS SAINTS

Date	W/L	Opp.	Att	Cmp	Yds	Pct.	TD	INT	Lg	Sk/Lst	Rtg
INACTIVE WEEKS 1-3											
DID NOT PLAY WEEKS 4-8, 11-16											
11/7	W	at CAR	0	0	0	0.0	0	0	-	1/10	0.0
1/2	L	TB	3	2	16	66.7	0	0	9	0/0	79.9
Totals	0-0		3	2	16	66.7	0	0	9	1/10	79.9

2011 NEW ORLEANS SAINTS

Date	W/L	Opp.	Att	Cmp	Yds	Pct.	TD	INT	Lg	Sk/Lst	Rtg
DID NOT PLAY WEEKS 1-10, 13-14, 16											
11/28	W	NYG	1	1	9	100.0	0	0	9	0/0	104.2
12/18	W	at MIN	1	0	0	0.0	0	0	0	0/0	39.6
1/1	W	CAR	3	3	20	100.0	0	0	14	0/0	94.4
Totals	0-0		5	4	29	80.0	0	0	14	0/0	90.8

2012 NEW ORLEANS SAINTS

Date	W/L	Opp.	Att	Cmp	Yds	Pct.	TD	INT	Lg	Sk/Lst	Rtg
DID NOT PLAY WEEKS 1-10, 12-17											
11/18	W	at OAK	1	1	10	100.0	0	0	10	0/0	108.3
Totals	0-0		1	1	10	100.0	0	0	10	0/0	108.3

2013 KANSAS CITY CHIEFS

Date	W/L	Opp.	Att	Cmp	Yds	Pct.	TD	INT	Lg	Sk/Lst	Rtg
9/8	W	at JAX	0	0	0	0.0	0	0	-	0/0	0.0
INACTIVE WEEKS 2-3, 5-13, 16											
9/29	W	NYG	0	0	0	0.0	0	0	-	0/0	0.0
12/8	W	at WAS	3	1	17	33.3	0	1	17	0/0	13.9
12/15	W	at OAK	5	3	31	60.0	0	0	18	0/0	77.9
12/29*	L	at SD	30	21	200	70.0	1	0	48	2/11	99.3
Totals	0-1		38	25	248	65.8	1	1	48	2/11	81.9

2014 KANSAS CITY CHIEFS

Date	W/L	Opp.	Att	Cmp	Yds	Pct.	TD	INT	Lg	Sk/Lst	Rtg
DID NOT PLAY WEEKS 1-7, 9-14, 16											
10/26	W	STL	0	0	0	0.0	0	0	-	0/0	0.0
12/14	W	OAK	1	0	0	0.0	0	0	-	0/0	0.0
12/28*	L	SD	27	16	157	59.3	0	0	30	4/17	73.1
Totals	0-1		28	16	157	59.3	0	0	30	4/17	73.1

2015 KANSAS CITY CHIEFS

Date	W/L	Opp.	Att	Cmp	Yds	Pct.	TD	INT	Lg	Sk/Lst	Rtg
DID NOT PLAY WEEKS 1-7, 9-14, 16-17											
11/1	W	DET	2	2	4	100.0	0	0	6	0/0	79.2
12/20	W	at BAL	0	0	0	0.0	0	0	-	0/0	0.0
Totals	0-0		2	2	4	100.0	0	0	6	0/0	79.2

2016 PHILADELPHIA EAGLES

Date	W/L	Opp.	Att	Cmp	Yds	Pct.	TD	INT	Lg	Sk/Lst	Rtg
DID NOT PLAY WEEKS 1-15, 17											
12/22	W	NYG	1	1	16	100.0	0	0	16	0/0	118.8
Totals	0-0		1	1	16	100.0	0	0	16	0/0	118.8

2017 NEW ORLEANS SAINTS

Date	W/L	Opp.	Att	Cmp	Yds	Pct.	TD	INT	Lg	Sk/Lst	Rtg
DID NOT PLAY WEEKS 1-8, 11-17											
11/12	W	at BUF	0	0	0	0.0	0	0	-	0/0	0.0
Totals	0-0		0	0	0	0.0	0	0	-	0/0	0.0



CHASE DANIEL'S CAREER STATISTICS

REGULAR SEASON

Year	Team	GP-GS	Att	Cmp	Pct	Yds	Yds/Att	TD	Int	Lg	Sk-Yds	Rating
2010	New Orleans	13-0	3	2	66.7	16	5.3	0	0	9	1-10	79.9
2011	New Orleans	16-0	5	4	80.0	29	5.8	0	0	14	0-0	90.8
2012	New Orleans	16-0	1	1	100.0	10	10.0	0	0	10	0-0	108.3
2013	Kansas City	5-1	38	25	65.8	248	6.5	1	1	48	2-11	81.9
2014	Kansas City	3-1	28	16	57.1	157	5.6	0	0	30	4-17	73.1
2015	Kansas City	2-0	2	2	100.0	4	2.0	0	0	6	0-0	79.2
2016	Philadelphia	1-0	1	1	100.0	16	16.0	0	0	16	0-0	118.8
2017	New Orleans	1-0	0	0	--	0	--	0	0	-	0-0	--
NFL totals		57-2	78	51	65.4	480	6.2	1	1	48	7-38	81.1

Record as Starter: 1-1 (.500) - 2013 (0-1), 2014 (1-0).

ADDITIONAL STATS: Fumbles-Lost - (1-0): 2011 (1-0).

Year	Team	Rush	Yds	Avg	Lg	TD
2010	New Orleans	2	16	8.0	16	0
2011	New Orleans	3	-3	-1.0	-1	0
2012	New Orleans	3	17	5.7	19	0
2013	Kansas City	14	52	3.7	29	0
2014	Kansas City	4	15	3.8	9	0
2017	New Orleans	3	-2	-0.7	0	0
NFL totals		31	93	3.0	29	0

SEASON / CAREER / PLAYOFF HIGHS

	2017	Career	Playoff
Attempts	None.....	30, at SD (12/29/13)	None
Completions	None.....	21, at SD (12/29/13)	None
Passing Yards	None.....	200, at SD (12/29/13)	None
TD Passes	None.....	1, at SD (12/29/13)	None
Interceptions	None.....	1, at WAS (12/8/13)	None
Longest Completion	None.....	48, at SD (12/29/13)	None



45

KASIM
EDEBALI

Ht: 6-2

Wt: 253

DOB: 8/17/1989

College: Boston College

Bears Season: 1

NFL Season: 5

Acquired: Unrestricted free agent in 2018

LINEBACKER

PRO CAREER: Has played in 61 games with two starts, posting 51 tackles (34 solo), eight sacks, seven passes defended, one forced fumble, one fumble recovery and 27 special teams stops.

CAREER TRANSACTIONS: Signed by the Saints as an undrafted free agent (5/12/14) ... signed by Denver (3/14/17) ... waived by Denver (11/14/17) ... claimed off waivers by Detroit from Denver (11/15/17) ... waived by Detroit (12/13/17) ... signed by Los Angeles Rams (12/20/17) ... waived by Rams (12/27/17) ... claimed off waivers by Saints from Rams (12/28/17) ... declared free agent (3/14/18) ... signed by the Bears (6/7/18).

2017 SEASON: Appeared in 13 games for Denver and Detroit and totaled one tackle ... inactive for one contest for the Los Angeles Rams ... after returning to Saints was inactive for season finale and both postseason contests.

PREVIOUS SEASONS: 2016: Was a valuable rotational piece along the New Orleans defensive line in all 16 games with one start, as well as on special teams ... finished with 14 tackles (9 solo), a sack, a career-high four passes defended and nine coverage tackles ... started vs. Carolina, Oct. 16 and posted season-high five tackles, his only sack of the season and a coverage stop ... registered three coverage stops to tie a career-high in finale at Atlanta in addition to an assisted defensive tackle. **2015:** Played in all 16 games with one start, totaling 18 tackles (14 solo), a career-high five takedowns for a total loss of 16 yards, three passes defended, one fumble recovery and six special teams stops ... made his first career start and played on special teams on Monday Night Football vs. Detroit and recorded career-high six tackles (career-high five solo) and two sacks to tie career-high ... played on defense and special teams and recorded a solo stop vs. Jacksonville, Dec. 27. **2014:** Played in all 16 games and contributed 18 tackles (11 solo), two sacks, one forced fumble and 12 special teams stops ... made his first career defensive tackle and one special teams stop at Dallas ... posted career-highs in both tackles and sacks when he finished with four stops, dropped Aaron Rodgers twice and added one forced fumble vs. Green Bay.

COLLEGE: Played in 49 games at Boston College, recording career totals of 166 tackles (88 solo), 11 sacks, 24.5 tackles for a loss, 15 passes defended, four forced fumbles, and three fumble recoveries ... as a senior, started all 13 games, recording 67 tackles (36 solo), 9.5 sacks, 15 tackles for a loss, three forced fumbles, two fumble recoveries and five passes defended and was named All-ACC second-team by the league's coaches as well as All-ACC third-team from the media ... earned bachelor's degree in Communications with a concentration in Germanic Studies.

PERSONAL: Played football for two years at Kimball Union Academy (Meriden, N.H.) as a part of the USA Football International Student Program ... gained All-New England honors at TE/DE as senior ... two-time All-Evergreen League selection ... named 2008 Evergreen League Most Valuable Lineman ... played club football in Hamburg (Hamburg Young Huskies), Germany ... MVP as a quarterback in 2004 German All-State Tournament ... Played tight end for the German Under 19 National Team at the 2006 European Championship ... Hamburg native is fluent in German.

KASIM EDEBALI'S CAREER STATISTICS

REGULAR SEASON

Year	Team	GP	GS	Tackles					Interceptions					Fumbles			Misc.	
				Tot	S	A	Sk	Yds	No	Yds	Lg	TD	PD	FF	FR	Yds	TFL	STT
2014	New Orleans	16	0	14	9	5	2.0	9.0	0	0	-	0	0	1	0	0	2.0	8
2015	New Orleans	16	1	18	16	2	5.0	16.0	0	0	-	0	2	0	1	0	4.0	3
2016	New Orleans	16	1	8	5	3	1.0	8.0	0	0	-	0	1	0	0	0	1.0	3
2017	Denver/Detroit	13	0	1	0	1	0.0	0.0	0	0	-	0	0	0	0	0	0.0	0
NFL totals		61	2	41	30	11	8.0	33.0	0	0	-	0	3	1	1	0	7.0	14

SEASON / CAREER / PLAYOFF HIGHS

	2017	Career	Playoff
Tackles	1, vs. DAL (9/17)	6, vs. DET (12/21/15)	None
Solos	None	5, vs. DET (12/31/15)	None
Pass Defenses	None	1 three times	None



94

LEONARD
FLOYD

Ht: 6-4

Wt: 251

DOB: 9/8/1992

College: Georgia

Bears Season: 3

NFL Season: 3

Acquired: 1st round of the 2016 draft (9th overall)

LINEBACKER

PRO CAREER: Begins third professional season, starting 22 games in which he has played for the Bears (2016-17) ... totaled 85 tackles, 11.5 sacks, 21 QBH, 4 pass breakups, 1 forced fumble, 2 fumble recoveries and 14 TFLs ... ranked third in NFL in sacks among rookies in 2016 with 7.0 ... his 7.0 sacks ranks third all-time among Bears rookies (Mark Anderson, Brian Urlacher) ... posted 3 multi-sack games as a rookie which is most by a Bears rookie since 2006 ... owns 2 career safeties (vs. SF in 2016; vs. MIN in 2017).

HONORS AND AWARDS: 2016: All-Rookie Team (PFWA, Gil Brandt, Fox Sports).

CAREER TRANSACTIONS: Drafted in the 1st round (9th overall) of the 2016 draft. **SIGNED THROUGH 2019.**

2017 SEASON: Started 10 games, recording 34 tackles, 4.5 sacks, 9 TFLs, 2 pass defenses and 1 fumble recovery before being placed on Injured Reserve (11/23) ... tied a career-high with 2.0 sacks on MNF vs. Minnesota where he also recorded a safety, 4 TFL and 3 QBH.

PREVIOUS SEASONS: 2016: Started in 12 games (Games 1-4, 7-10 & 12-16) producing 51 tackles, 7 sacks, 2 pass breakups, 1 forced fumble, 1 recovered fumble and 6 TFLs as a rookie ... recorded a sack-fumble on Aaron Rodgers and then recovered the ball in the endzone for a touchdown at Green Bay ... scored one of only two defensive touchdowns for the Bears in the season ... recorded a season-high 8 tackles in his NFL debut at Houston (9/11) ... recorded the team's only safety of the year on a sack of Blaine Gabbert vs. SF (12/4) ... ranked 3rd in NFL in sacks among rookies ... posted 3 multi-sack games as a rookie which is most by a Bears rookie since 2006 ... he and teammate Cre'Von LeBlanc became the first pair of rookies to score a defensive TD in same season since at least 1960.

COLLEGE: Started 32-of-38 career games for Georgia, posting 184 tackles, 17 sacks, 28.5 TFLs, 5 forced fumbles, 2 fumble recoveries and 4 pass breakups ... following his junior year, named second-team all-SEC and was Sports Illustrated honorable mention All-America ... won Charley Trippi Most Versatile Award and was a Butkus Award finalist ... appeared in 13 games, with 13 starts as a junior ... placed second on the team with 74 tackles and tied for the team lead in TFLs with 10.5 ... also notched 3 pass breakups and 1 fumble recovery ... named second-team all-SEC by Phil Steele and the Coaches' and was Sports Illustrated honorable mention All-America ... won Charley Trippi Most Versatile Award and was a Butkus Award finalist ... named a team captain for four games (ULM, Vanderbilt, Alabama and Florida) ... recipient of the Milton "Red" Leathers Football Scholarship ... named AP honorable mention all-SEC after playing in 12 games with 11 starts, notching 55 tackles, 8.5 TFLs and a team-high 6 sacks as a sophomore ... added 3 forced fumbles and 1 fumble recovery ... voted team's defensive MVP ... named a captain vs. Arkansas ... recipient of the Hugh Hendrix Memorial Award for defense at the conclusion of spring practice, given annually to the player who most strains his potential ... started 8-of-13 contests as a freshman ... named to the Phil Steele Freshman All-America first-team ... finished with 55 tackles, 9.5 TFLs and a team-high 6.5 sacks ... added 2 forced fumbles and 1 pass breakup ... recipient of the Milton "Red" Leathers Football Scholarship.

PERSONAL: Attended Hargrave Military Academy following high school ... named a Rivals.com four-star prospect ... 247sports.com four-star prospect, No. 4 overall prep school prospect nationally, No. 4 ranked player in the state of Virginia ... helped lead Hargrave to a 7-3 record in 2012 ... participated in football and track and field at Dodge County (Eastman, Ga.) High School ... SuperPrep All-Dixie Team ... named a Scout.com four-star prospect, No. 18 DE nationally, No. 142 overall prospect nationally, No. 11 player in the state ... Atlanta Journal-Constitution Class AA All-State Team ... Georgia Sports Writers Association Class AA All-State first team ... as a junior recorded 81 tackles, including 14 for a loss and 6 sacks, as well as 549 receiving yards and 3 touchdowns at tight end.

LEONARD FLOYD'S CAREER STATISTICS

REGULAR SEASON

Year	Team	GP	GS	Tackles				Yds	Interceptions					Fumbles			Misc.	
				Tot	S	A	Sk		No	Yds	Lg	TD	PD	FF	FR	Yds	TFL	STT
2016	Chicago	12	12	51	33	18	7.0	49.5	0	0	-	0	4	1	1	0	3.0	0
2017	Chicago	10	10	34	24	10	4.5	31.0	0	0	-	0	2	0	1	0	9.0	0
NFL totals		22	22	85	57	28	11.5	80.5	0	0	-	0	6	2	2	0	12.0	0

SEASON / CAREER / PLAYOFF HIGHS

	2017	Career	Playoff
Tackles	6, vs. MIN (10/9)	8, at HOU (9/11/16)	None
Solos	6, vs. MIN (10/9)	Same	None
Tackles For Loss	4, vs. MIN (10/9)	Same	None
Sacks	2, vs. MIN (10/9)	2, three times	None

LEONARD FLOYD'S GAME-BY-GAME STATISTICS

2016 CHICAGO BEARS

Date	W/L	Opp.	Tkls-S	Sk-YL	INT-Yds	PD	FF	FR	TFL
9/11	L	at HOU	8-5	0.5-4.5	0-0	0	0	0	1
9/19	L	PHI	3-3	0-0	0-0	0	0	0	0
9/25	L	at DAL	6-5	0-0	0-0	0	0	0	0
10/2	W	DET	0-0	0-0	0-0	0	0	0	0
10/9	L	at IND	INACTIVE						
10/16	L	JAX	INACTIVE						
10/20	L	at GB	4-2	2-23	0-0	0	1	1	1
10/31	W	MIN	5-2	1-5	0-0	0	0	0	1
11/13	L	at TB	5-4	1.5-9	0-0	1	0	0	1
11/20	L	at NYG	6-2	0-0	0-0	0	0	0	1
11/27	L	TEN	INACTIVE						
12/4	W	SF	7-4	2-8	0-0	0	0	0	0
12/11	L	at DET	4-4	0-0	0-0	1	0	0	1
12/18	L	GB	1-1	0-0	0-0	0	0	0	0
12/24	L	WAS	1-1	0-0	0-0	0	0	0	0
11/1	L	at MIN	INACTIVE						
Totals 3-9			51-33	7-49.5	0-0	2	1	1	6

2017 CHICAGO BEARS

Date	W/L	Opp.	Tkls-S	Sk-YL	INT-Yds	PD	FF	FR	TFL
9/10*	L	ATL	5-3	0-0	0-0	1	0	0	1
9/17*	L	at TB	2-0	0-0	0-0	0	0	0	1
9/24*	W	PIT	1-0	0-0	0-0	0	0	0	0
9/28*	L	at GB	3-3	1-1	0-0	0	0	0	1
10/9*	L	MIN	6-6	2-20	0-0	0	0	0	4
10/15*	W	at BAL	2-0	0-0	0-0	0	0	0	0
10/22*	W	CAR	4-3	1-6	0-0	0	0	0	1
10/29*	L	at NO	2-1	0-0	0-0	1	0	0	0
11/12*	L	GB	4-3	0.5-4	0-0	0	0	0	0
11/19*	L	DET	5-5	0-0	0-0	0	0	0	1
11/26	L	at PHI	INJURED RESERVE						
12/3	L	SF	INJURED RESERVE						
12/10	W	at CIN	INJURED RESERVE						
12/16	L	at DET	INJURED RESERVE						
12/24	W	CLE	INJURED RESERVE						
12/31	L	at MIN	INJURED RESERVE						
Totals 3-7			34-24	4.5-31	0-0	2	0	1	8



13

BENNIE
FOWLER III

Ht: 6-1

Wt: 212

DOB: 6/10/1991

College: Michigan State

Bears Season: 1

NFL Season: 4

Acquired: Unrestricted free agent in 2018 (DEN)

WIDE RECEIVER

PRO CAREER: Appeared in 45 career games (5 starts) over three seasons with the Denver Broncos (2015-17), recording 56 receptions for 698 yards (12.5 avg) and 5 touchdowns ... caught quarterback Peyton Manning's final pass attempt—a two-point conversion in the fourth quarter of Super Bowl 50—that gave Denver a 24-10 lead against Carolina.

CAREER TRANSACTIONS: Signed by Denver Broncos as undrafted free agent (5/10/14) ... waived by the Broncos (8/30/14) ... added to Denver's practice squad (8/31/14) ... signed by the Broncos (1/12/15) ... re-signed by the Broncos (4/15/16) ... re-signed by the Broncos (4/6/17) ... declared free agent (3/14/18) ... signed by the Bears (4/16/18). **SIGNED THROUGH 2018.**

2017 SEASON: Played all 16 games (4 starts) for the Denver Broncos, catching 29 passes for 350 yards (12.1 avg) and 3 touchdowns -- all career highs ... caught a career-high 2 touchdowns in the Week 1 win over the L.A. Chargers ... added 1 punt return for 6 yards.

PREVIOUS SEASONS: **2016:** Appeared in 13 games, recording 11 receptions for 145 yards (13.2 avg) and 2 touchdowns. **2015:** Played all 16 games (1 start), recording 16 receptions for 203 yards (12.7 avg) ... Added 2 receptions for 25 yards in the postseason, including a 2 point conversion reception in Peyton Manning's final career pass attempt in Super Bowl 50. **2014:** Spent season on Denver Broncos practice squad.



COLLEGE: Fowler appeared in 44 games (15 starts) for Michigan State University and recorded 93 catches for 1,341 yards (14.4 avg.) with 11 touchdowns in addition to 16 rushes for 102 yards (6.4 avg.) and one score ... Led the team in receiving yards (622) and receiving touchdowns (6) on 36 catches (17.3 avg.) as a senior in 2013 while producing a score or a first down on 26 of his grabs ... Paced the Spartans with 524 receiving yards and added four touchdowns on a career-high 41 catches as a junior in 2012.

PERSONAL: Played football at Detroit Country Day School in Beverly Hills, Mich., where he was named an honorable mention all-state selection by the Associated Press as a senior all-purpose player (1,478 yds., 15 TDs).

BENNIE FOWLER'S CAREER STATISTICS

REGULAR SEASON

Year	Team	GP-GS	Rec	Yds	Avg	Lg	TD
2015	Denver	16-1	16	203	12.7	41	0
2016	Denver	13-0	11	145	13.2	76t	2
2017	Denver	16-4	29	350	12.1	29	3
NFL Totals		45-5	56	698	12.5	76t	5

POSTSEASON

Year	Team	GP-GS	Rec	Yds	Avg	Lg	TD
2015	Denver	3-0	2	35	17.5	31	0

SEASON / CAREER / PLAYOFF HIGHS

	2017	Career	Playoff
Receptions	5, at LAC (10/22)	Same	2, vs. PIT (1/17/16)
Receiving Yards	56, vs. KC (12/31)	76, vs. KC (11/27/16)	35, vs. PIT (1/17/16)
Longest Reception	29, at KC (10/30)	76t, vs. KC (11/27/16)	31, vs. PIT (1/17/16)
Receiving TDs	2, vs. LAC (9/11)	Same	None



23

KYLE
FULLER

Ht: 5-11

DOB: 2/16/1992

Bears Season: 5

Acquired: 1st round of the 2014 draft (14th overall)

Wt: 190

College: Virginia Tech

NFL Season: 5

DEFENSIVE BACK



PRO CAREER: Started 46-of-48 games for the Bears (2014-17), producing 196 tackles, 5 TFLs, 8 interceptions, 41 pass breakups and 3 forced fumbles ... led the Bears in interceptions in 2015 (2) after tying for the team lead in 2014 (4) ... in his first two NFL seasons, has 6 interceptions and 3 forced fumbles ... In 2014 ranked 1st in interceptions and tied for 1st in forced fumbles among rookies ... was the 6th Bears player all-time to lead NFL rookies in interceptions and first since Charles Tillman tied for 1st in 2003 ... one-of-two players in the NFL in 2014 with 4 interceptions and 3 forced fumbles, along with Detroit's James Ihedigbo ... became first Bears rookie since Chris Harris in 2005 to record 2 interceptions in a game, with both coming in the 4th quarter at San Francisco, leading to two Chicago touchdowns, including the game winning score ... named to PFWA All-Rookie team following the 2014 season.

HONORS & AWARDS: 2014: NFL All-Rookie Team (PFWA, Gil Brandt), NFL Defensive Rookie of the Month (September), NFC Defensive Player of the Week (Week 2 at SF), NFL Rookie of the Week (Week 3 at NY), Brian Piccolo Award.

CAREER TRANSACTIONS: Selected in the first round (14th overall) by Chicago in the 2014 NFL Draft ... signed 4-year contract with the Bears with a fifth-year option (5/14/14) ... Re-signed with Bears (3/21/17). **SIGNED THROUGH 2021.**

2017 SEASON: Enjoyed a breakout season, totaling 68 total tackles, two interceptions and 22 passes defended while starting all 16 games ... was one of only two players in the NFL with at least 65 tackles and 20 passes defended during the regular season ... Fuller's two interceptions came in Week 13 vs. San Francisco and Week 16 vs. Cleveland ... during that win over the Browns he also recorded a career-high six passes defended - the most by an NFL player in 2017 and the most by a Bears player since 1994 ... of his 22 passes defended, none were bigger than the one in Week 6 at Baltimore when he deflected a Joe Flacco pass along the sideline that led to 90-yard interception return for a touchdown by Adrian Amos in a 27-24 overtime victory over the Ravens.



PREVIOUS SEASONS: **2016:** Spent 2016 on Injured Reserve. **2015:** Started all 16 games at CB, manufacturing 56 tackles, 2 interceptions (led team) and 19 pass breakups (2nd on team) ... added 1 STT. **2014:** Led all NFL rookies with 4 interceptions (sixth player in franchise history to accomplish the feat) and tied for league lead among rookies with 3 forced fumbles ... appeared in all 16 contests for Chicago making 14 starts (Games 3-16), recording 73 tackles, 10 PBUs and 3 TFLs ... also gathered 2 tackles on special teams ... one-of-two NFL players, along with Detroit's James Ihedigbo, to record at least 4 interceptions and 3 forced fumbles.

COLLEGE: Finished his career at Virginia Tech (2010-13) starting 41-of-50 games, accumulating 6 INTs, 34 PBUs, 173 tackles - including 23.5 TFLs and 4.5 sacks - 4 FFs and 1 FR ... added 1 blocked kick and 3 PRs for 41 yards (13.7 avg) and 1 TD on special teams ... named permanent captain as a junior and senior earning second-team All-America honors by Walter Camp Foundation as a senior, first-team all-ACC selection by the coaches and a third-team all-ACC selection by ACSMA ... an honorable mention All-ACC and Coaches' all-ACC selection as a junior ... named second-team all-ACC selection at corner as a sophomore.

PERSONAL: Played for Coach Chip Armstrong at Mount St. Joseph High (Baltimore, Md.) ... played in the Maryland Crab Bowl, an all-star game, despite missing most of his senior season with a finger injury ... recorded 1 INT his senior year and 4 INTs as a junior, returning 2 of those for TDs ... also had a punt return TD and kick return score ... brother of former NFL safety Vincent Fuller (2005-11) and current Detroit Lions WR Corey Fuller ... his youngest brother, Kendall, plays corner for Virginia Tech ... participated in the NFL's 2nd Annual Personal Finance Camp during the 2016 offseason.

FULLER

KYLE FULLER'S CAREER STATISTICS

REGULAR SEASON

Year	Team	Tackles						Interceptions				Fumbles			Misc.	
		GP	GS	Tot	S	A	Sk	Yds	No	Yds	Lg	TD	PD	FF	FR	TFL
2014	Chicago	16	14	73	54	19	0.0	0.0	4	81	31	0	10	3	0	3.0
2015	Chicago	16	16	56	45	11	0.0	0.0	2	24	15	0	9	0	0	0.0
2016	Chicago	0	0	0	0	0	0.0	0.0	0	0	0	0	0	0	0	0.0
2017	Chicago	16	16	68	60	8	0.0	0.0	2	0	0	0	22	0	0	2.0
NFL totals		48	46	197	159	38	0.0	0.0	8	105	31	0	41	3	0	5.0

SEASON / CAREER / PLAYOFF HIGHS

	2017	Career	Playoff
Tackles	7, vs. SF (12/3/17)	8, at DET (11/27/14)	None
Solos	6, vs. SF (12/3/17)	7, three times	None
Tackles For Loss	1, twice	1, three times	None
Interceptions	1, twice	2, at SF (9/14/14)	None

KYLE FULLER'S GAME-BY-GAME DEFENSIVE STATS

2014 CHICAGO BEARS

Date	W/L	Opp.	Tkls-S	Sk	Y-LINT	Yds	PD	FF	FR	TFL
9/7	L	BUF	5-4	0-0	0-0	0	0	0	0	1
9/14	W	at SF	7-6	0-0	2-38	2	0	0	0	0
9/22*	W	at NYJ	6-4	0-0	1-12	2	2	0	0	0
9/28*	L	GB	2-2	0-0	0-0	0	0	0	0	0
10/5*	L	at CAR	2-2	0-0	0-0	1	0	0	0	0
10/12*	W	at ATL	4-4	0-0	0-0	1	1	0	0	0
10/19*	L	MIA	7-4	0-0	0-0	0	0	0	0	1
10/26*	L	at NE	5-3	0-0	0-0	0	0	0	0	0
11/9*	L	at GB	5-2	0-0	0-0	0	0	0	0	0
11/16*	W	MIN	3-1	0-0	0-0	0	0	0	0	0
11/23*	W	TB	7-5	0-0	0-0	0	0	0	0	0
11/27*	L	at DET	8-7	0-0	0-0	1	0	0	0	0
12/4*	L	DAL	4-4	0-0	0-0	0	0	0	0	0
12/15*	L	NO	3-3	0-0	0-0	0	0	0	0	0
12/21*	L	DET	4-3	0-0	0-0	2	0	0	0	1
12/28*	L	at MIN	1-0	0-0	1-31	1	0	0	0	0
Totals 4-10			73-54	0-0	4-81	10	3	0	0	3

2015 CHICAGO BEARS

Date	W/L	Opp.	Tkls-S	Sk	Y-LINT	Yds	PD	FF	FR	TFL
9/13*	L	GB	2-1	0-0	0-0	0	0	0	0	0
9/20*	L	ARI	1-1	0-0	0-0	0	0	0	0	0
9/27*	L	at SEA	3-2	0-0	0-0	1	0	0	0	0
10/4*	W	OAK	4-3	0-0	0-0	1	0	0	0	0
10/11*	W	at KC	2-2	0-0	0-0	0	0	0	0	0
10/18*	L	at DET	7-7	0-0	0-0	0	0	0	0	0
11/1*	L	MIN	2-2	0-0	1-15	2	0	0	0	0
11/9*	W	at SD	5-5	0-0	0-0	0	0	0	0	0
11/15*	W	at STL	3-3	0-0	0-0	1	0	0	0	0
11/22*	L	DEN	7-4	0-0	0-0	1	0	0	0	0
11/26*	W	at GB	0-0	0-0	0-0	0	0	0	0	0
12/6*	L	SF	4-4	0-0	0-0	1	0	0	0	0
12/13*	L	WAS	2-1	0-0	1-9	1	0	0	0	0
12/20*	L	at MIN	3-2	0-0	0-0	0	0	0	0	0
12/27*	W	at TB	6-4	0-0	0-0	1	0	0	0	0
1/3*	L	DET	5-4	0-0	0-0	0	0	0	0	0
Totals 6-10			56-45	0-0	2-24	9	0	0	0	0

2017 CHICAGO BEARS

Date	W/L	Opp.	Tkls-S	Sk	Y-LINT	Yds	PD	FF	FR	TFL
9/10*	L	ATL	6-5	0-0	0-0	1	0	0	0	0
9/17*	L	at TB	4-4	0-0	0-0	0	0	0	0	0
9/24*	W	PIT	4-4	0-0	0-0	2	0	0	0	0
9/28*	L	at GB	5-4	0-0	0-0	0	0	0	0	0
10/9*	L	MIN	4-4	0-0	0-0	1	0	0	0	0
10/15*	W	at BAL	6-5	0-0	0-0	3	0	0	0	0
10/22*	W	CAR	5-4	0-0	0-0	1	0	0	0	0
10/29*	L	at NO	5-4	0-0	0-0	0	0	0	0	0
11/12*	L	GB	5-5	0-0	0-0	2	0	0	0	0
11/19*	L	DET	3-2	0-0	0-0	1	0	0	0	0
11/26*	L	at PHI	6-5	0-0	0-0	0	0	0	0	1
12/3*	L	SF	6-5	0-0	1-0	2	0	0	0	1
12/10*	W	at CIN	3-3	0-0	0-0	3	0	0	0	0
12/16*	L	at DET	2-2	0-0	0-0	0	0	0	0	0
12/24*	W	CLE	1-1	0-0	1-0	6	0	0	0	0
12/31*	L	at MIN	2-2	0-0	0-0	0	0	0	0	0
Totals 5-11			68-60	0-0	2-0	22	0	0	0	2

*Denotes Game Started



18 TAYLOR GABRIEL



Ht: 5-8 **Wt:** 165
DOB: 2/17/1991 **College:** Abilene Christian
Bears Season: 1 **NFL Season:** 5
Acquired: Unrestricted free agent in 2018 (ATL)

WIDE RECEIVER

PRO CAREER: Appeared in 58 career games (13 starts) over four seasons with the Cleveland Browns (2014-15) and Atlanta Falcons (2016-17), recording 132 receptions for 1,819 yards (13.8 avg) and 8 touchdowns ... also has 16 carries for 110 yards (6.9 avg) and 1 touchdown ... has returned 4 kickoffs for 96 yards (24.0 avg).

CAREER TRANSACTIONS: Signed by Cleveland Browns as an undrafted free agent (5/19/14) ... waived by the Browns (9/3/16) ... claimed by the Falcons (9/4/16) ... declared RFA (3/9/17) ... re-signed by the Falcons (4/24/17) ... declared free agent (3/14/18) ... signed by the Bears (3/14/18). **SIGNED THROUGH 2021.**

2017 SEASON: Played all 16 games (4 starts) for the Atlanta Falcons, catching 33 passes for 378 yards (11.5 avg) and 1 touchdown ... added 8 carries for 49 yards (6.1 avg) and 2 catches for 4 yards in the postseason ... recorded 10 multiple-catch games ... season-high 5 catches for 79 yards in the Week 3 win at Detroit, which included a 40-yard touchdown ... had 3 catches for 58 yards in the Week 10 win over the Cowboys.

PREVIOUS SEASONS: 2016: Played in 13 games with three starts, catching 35 passes for 579 yards with six touchdowns and is averaging 16.5 yards per reception... Added 4 rushes for 51 yards and one touchdown... Caught four touchdowns of 35+ yards... Added 9 catches for 171 yards (19.0 avg) in the postseason, including 3 receptions for 76 yards in Super Bowl LI. **2015:** Played in 13 games (4 starts) for the Cleveland Browns, catching 28 passes for 241 yards (8.6 avg). **2014:** Played in all 16 games (2 starts) as a rookie, catching 36 passes for 621 yards and 1 touchdown... Added 4 carries for 10 yards (2.5 avg)... Returned 4 kickoffs for 96 yards.

COLLEGE: Appeared in 45 games at Abilene Christian where he collected 215 receptions for 3,028 yards and 27 TDs... Amassed 262 rushing yards and two TDs on 28 carries while also adding 33 punt returns for 577 yards and three TDs at ACU... Set career highs as a senior with 73 receptions for 1,061 yards and 10 TDs... Added 209 yards on 12 punt returns... Threw a 50-yard TD pass in his senior year on his only career pass attempt... Finished his junior season with 52 reception for 684 yards and seven TDs... Also registered 64 receptions for 988 yards and 10 touchdowns as a sophomore... Returned 12 punts for 136 yards and one TD after playing in all 12 games as a freshman... Finished the season with 26 catches for 295 yards... Also totaled 100 punt-return yards and one TD on four attempts.

PERSONAL: Attended John Horn High School in Mesquite, Texas, where he earned all-state honors and was named district MVP as a senior... Also played basketball and ran track.

TAYLOR GABRIEL'S CAREER STATISTICS

REGULAR SEASON

Year	Team	GP-GS	Rec	Yds	Avg	Lg	TD
2014	Cleveland	16-2	36	621	17.3	70	1
2015	Cleveland	13-4	28	241	8.6	56	0
2016	Atlanta	13-3	35	579	16.5	76t	6
2017	Atlanta	16-4	33	378	11.5	40t	1
NFL Totals		58-13	132	1,819	13.8	76t	8

POSTSEASON

Year	Team	GP-GS	Rec	Yds	Avg	Lg	TD
2016	Atlanta	3-0	9	171	19.0	37	0
2017	Atlanta	2-0	2	4	2.0	7	0
NFL Totals		5-0	11	175	15.9	37	0

SEASON / CAREER / PLAYOFF HIGHS

	2017	Career	Playoff
Receptions.....	5, at DET (9/24)	5, five times	4, vs. SEA (1/17/17)
Receiving Yards.....	79, at DET (9/24)	95, at TEN (10/5/14)	76, vs. NE (2/5/17)
Longest Reception.....	40t, at DET (9/24)	75t, at PHI (11/13/16)	37, vs. SEA (1/17/17)
Receiving TDs.....	1, at DET (9/24)	2, vs. ARI (11/27/16)	None

TAYLOR GABRIEL'S GAME-BY-GAME DEFENSIVE STATS

2014 CLEVELAND BROWNS

Date	W/L	Opp.	Rec	Yds	Avg	Long	TD
9/7	L	at PIT	1	5	5.0	5	0
9/14	W	NO	3	13	4.3	7	0
9/21	L	BAL	2	81	40.5	70	0
10/5	W	at TEN	4	95	23.8	49	0
10/12	W	PIT	1	24	24.0	24	0
10/19	L	at JAX	3	39	13.0	48	0
10/26	W	OAK	2	60	30.0	48	0
11/2	W	TB	5	87	17.4	34t	1
11/6*	W	at CIN	3	31	10.3	18	0
11/16	L	HOU	5	92	18.4	35	0
11/23	W	at ATL	1	13	13.0	13	0
11/30	L	at BUF	0	0	0.0	-	0
12/7	L	IND	1	12	12.0	12	0
12/14	L	CIN	1	2	2.0	2	0
12/21	L	at CAR	1	1	1.0	1	0
12/28*	L	at BAL	3	66	22.0	49	0
Totals	1-1		36	621	17.3	70	1

2015 CLEVELAND BROWNS

Date	W/L	Opp.	Rec	Yds	Avg	Long	TD
9/13	L	at NYJ	2	20	10.0	11	0
9/20	W	TEN	1	-3	-3.0	-3	0
9/27*	L	OAK	3	28	9.3	11	0
10/4*	L	at SD	4	22	5.5	10	0
10/11	W	at BAL	4	75	18.8	56	0
10/18	L	DEN	1	5	5.0	5	0
10/25	L	at STL	4	35	8.8	6	0
11/1	L	ARI	4	12	3.0	9	0
11/5*	L	at CIN	1	3	3.0	3	0
11/15	L	at PIT	2	26	13.0	20	0
11/30	L	BAL		INACTIVE			
12/6	L	CIN		INACTIVE			
12/13	W	SF		INACTIVE			
12/20*	L	at SEA	2	18	9.0	14	0
12/27	L	at KC	0	0	0.0	-	0
1/3	L	PIT	0	0	0.0	-	0
Totals	0-4		28	241	8.6	56	0

2016 ATLANTA FALCONS

Date	W/L	Opp.	Rec	Yds	Avg	Long	TD
9/11	L	TB		INACTIVE			
9/18	W	at OAK	2	19	9.5	11	0
9/26	W	at NO	2	33	16.5	19	0
10/2	W	CAR	3	49	16.3	19	0
10/9	W	at DEN	0	0	-	-	0
10/16*	L	at SEA	1	6	6.0	6	0
10/23	L	SD		INACTIVE			
10/30	W	at GB	3	68	22.7	47t	1
11/3	W	at TB	5	52	10.4	26	0
11/13	L	at PHI	1	76	76.0	76t	1
11/27*	W	ARI	4	75	18.8	35t	2
12/4	L	KC	5	44	8.8	14	0
12/11*	W	at LA	3	82	27.3	64t	1
12/18	W	SF	3	60	20.0	31	1
12/24	W	at CAR	3	15	5.0	7	0
1/1	L	NO		INACTIVE			
Totals	2-1		35	579	16.5	76t	6

2017 ATLANTA FALCONS

Date	W/L	Opp.	Rec	Yds	Avg	Long	TD
9/10	W	at CHI	3	36	12.0	18	0
9/17	W	GB	2	14	7.0	12	0
9/24	W	at DET	5	79	15.8	40t	1
10/1	L	BUF	0	0	0.0	-	0
10/15	L	MIA	4	39	9.8	13	0
10/22	L	at NE	2	24	12.0	18	0
10/29	W	at NYJ	1	-3	-3.0	-3	-
11/5	L	at CAR	3	56	18.7	40	0
11/12	W	DAL	3	58	19.3	34	0
11/20	W	at SEA	2	7	3.5	7	0
11/26	W	TB	3	16	5.3	13	0
12/3	L	MIN	1	6	6.0	6	0
12/7	W	NO	1	10	10.0	10	0
12/18	W	at TB	2	16	8.0	10	0
12/24	L	at NO	1	20	20.0	20	0
12/31	W	CAR	0	0	0.0	-	0
Totals	0-0		33	378	11.5	40t	1

*Denotes Game Started



91

EDDIE GOLDMAN



Ht: 6-4

Wt: 320

DOB: 1/6/1994

College: Florida State

Bears Season: 4

NFL Season: 4

Acquired: 2nd round of the 2015 draft (39th overall)

DEFENSIVE LINE

PRO CAREER: Starts fourth professional season, appearing in 36 contests with 32 starts for the Chicago Bears (2015-17) ...tallied 106 tackles, 8.5 sacks, 10 TFLs, 1 fumble recovery and 1 pass breakup ... named to Mel Kiper and the PFWA's All-Rookie teams after tallying 39 tackles, 4.5 sacks and 6 TFLs ... ranked 4th amongst NFL rookies in sacks with 4.5 in 2015.

HONORS AND AWARDS: 2015: All-Rookie (PFWA & Mel Kiper).

CAREER TRANSACTIONS: Selected by the Chicago Bears in the 2nd round (39th overall) of the 2015 NFL Draft ... signed with the Bears (5/26/15). **SIGNED THROUGH 2018.**

2017 SEASON: Started 15 games, recording 44 tackles, 1.5 sacks, 1 fumble recovery and 3 TFLs.

PREVIOUS SEASONS: Limited because of injury to 6 games with 5 starts, recording 24 tackles, 2.5 sacks, 2 TFLs and 1 pass breakup ... posted a career high 6 tackles in the season-opener at HOU (9/11) ... 3 TFLs tied for 3rd on the team. **2015:** Notched 39 tackles, 4.5 sacks and 5 TFLs en route to being named to Mel Kiper's and the PFWA's All-Rookie Teams ... started 12-of-15 games for the Bears ... his 4.5 sacks ranked 4th amongst NFL rookies ... 6 TFLs ranked 4th on the Bears ... was placed on IR on 12/30 with an ankle injury.



CHICAGO BEARS PLAYERS

COLLEGE: Two-year starter, captured all-ACC and All-America honors as a junior in 2014 and finished his career with 62 tackles, 12 TFLs, 6 sacks, 1 pass breakup, 1 forced fumble and 1 fumble recovery over 37 games (27 starts) ... starter on FSU's 2013 BCS National Championship team.

PERSONAL: Consensus five-star defensive tackle Under Armour All-American ... USA Today 2011 All-USA Second Team All-American ... ESPNHS Second Team All-American ... 2012 Parade All-American and SI.com's 2011 High School First Team All-American ... racked up 38 tackles, 23 tackles for loss, 15 sacks and 5 forced fumbles while helping Friendship Collegiate (Washington D.C.) to a 9-1 record as a senior ... tallied 40 tackles, 6 sacks, 1 interception and 1 fumble recovery as a junior.

EDDIE GOLDMAN'S CAREER STATISTICS

REGULAR SEASON

		Tackles							Interceptions				Fumbles			Misc.		
Year	Team	GP	GS	Tot	S	A	Sk	Yds	No	Yds	Lg	TD	PD	FF	FR	Yds	TFL	STT
2015	Chicago	15	12	39	23	16	4.5	40.5	0	0	-	0	0	0	0	0	5.0	0
2016	Chicago	6	5	24	18	6	2.5	16.0	0	0	-	0	1	0	0	0	2.0	0
2017	Chicago	15	15	43	28	15	1.5	5.5	0	0	-	0	0	0	1	0	3.0	0
NFL totals		36	32	106	69	37	8.5	62.0	0	0	-	0	1	0	1	0	10.0	0

SEASON / CAREER / PLAYOFF HIGHS

	2017	Career	Playoff
Tackles	6, twice	6, twice	None
Solos	6, at BAL (10/15)	6, twice	None
Tackles For Loss	1, three times	2, vs. SF (12/6/15)	None
Sacks	1, at TB (9/17)	2, vs. SF (12/6/15)	None

EDDIE GOLDMAN'S GAME-BY-GAME DEFENSIVE STATS

2015 CHICAGO BEARS

Date	W/L	Opp.	Tkls-S	Sk-YL	INT-Yds	PD	FF	FR	TFL
9/13	L	GB	3-3	0-0	0-0	0	0	0	1
9/20*	L	ARI	3-1	0-0	0-0	0	0	0	0
9/27*	L	at SEA	1-0	0-0	0-0	0	0	0	0
10/4*	W	OAK	5-3	1-15	0-0	0	0	0	1
10/11	W	at KC	2-2	0-0	0-0	0	0	0	0
10/18	L	at DET	5-3	0.5-3.5	0-0	0	0	0	0
11/1*	L	MIN	2-2	0-0	0-0	0	0	0	0
11/9*	W	at SD	0-0	0-0	0-0	0	0	0	0
11/15*	W	at STL	2-0	0-0	0-0	0	0	0	0
11/22*	L	DEN	3-2	1-8	0-0	0	0	0	1
11/26*	W	at GB	4-2	0-0	0-0	0	0	0	0
12/6*	L	SF	3-3	2-14	0-0	0	0	0	2
12/13*	L	WAS	2-1	0-0	0-0	0	0	0	0
12/20*	L	at MIN	3-1	0-0	0-0	0	0	0	0
12/27*	W	at TB	1-0	0-0	0-0	0	0	0	0
1/3		DET							
Totals	5-7		39-23	4.5-40.5	0-0	0	0	0	5

2016 CHICAGO BEARS

Date	W/L	Opp.	Tkls-S	Sk-YL	INT-Yds	PD	FF	FR	TFL
9/11*	L	at HOU	6-6	0.5-4.5	0-0	0	0	0	0
9/19*	L	PHI	2-2	0-0	0-0	1	0	0	0
9/25	L	at DAL							
10/2	W	DET							
10/9	L	at IND							
10/16	L	JAX							
10/20	L	at GB							
10/31	W	MIN							
11/13	L	at TB	5-4	1-6	0-0	0	0	0	1
11/20	L	at NYG							
11/27*	L	TEN	4-4	0-0	0-0	0	0	0	0
12/4*	W	SF	4-1	1-5	0-0	0	0	0	1
12/11	L	at DET	3-1	0-0	0-0	0	0	0	0
12/18	L	GB							
12/24	L	WAS							
1/1	L	at MIN							
Totals	1-4		24-18	2.5-15.5	0-0	1	0	0	2

2017 CHICAGO BEARS

Date	W/L	Opp.	Tkls-S	Sk-YL	INT-Yds	PD	FF	FR	TFL
9/10*	L	ATL	1-1	0-0	0-0	0	0	0	0
9/17*	L	at TB	3-2	1-5	0-0	0	0	0	1
9/24*	W	PIT	2-2	0-0	0-0	0	0	0	0
9/28*	L	at GB	2-0	0-0	0-0	0	0	0	0
10/9*	L	MIN	2-2	0-0	0-0	0	0	0	0
10/15*	W	at BAL	6-6	0-0	0-0	0	0	0	1
10/22*	W	CAR	6-5	0.5-0.5	0-0	0	0	0	0
10/29*	L	at NO	4-0	0-0	0-0	0	0	0	0
11/12*	L	GB	1-1	0-0	0-0	0	0	0	0
11/19*	L	DET	2-2	0-0	0-0	0	0	0	1
11/26*	L	at PHI	4-3	0-0	0-0	0	0	0	0
12/3*	L	SF	3-1	0-0	0-0	0	0	0	0
12/10	W	at CIN							
12/16*	L	at DET	0-0	0-0	0-0	0	0	0	0
12/24*	W	CLE	4-2	0-0	0-0	0	0	0	0
12/31*	L	at MIN	3-1	0-0	0-0	0	0	0	0
Totals	4-11		43-28	1.5-5.5	0-0	0	0	1	3

*Denotes Game Started



55

HRONISS
GRASU

Ht: 6-3

Wt: 301

DOB: 8/12/1991

College: Oregon

Bears Season: 4

NFL Season: 4

Acquired: 3rd round of the 2015 NFL draft (71st overall)

OFFENSIVE LINE

PRO CAREER: Starts fourth campaign with the team, appearing in 14 contests with 12 starts at center for the Bears (2015-17) ... part of an offense that ranked 3rd in franchise single-season history in completion percentage (63.9) and interception percentage (2.3), 4th in gross passing yards (3,843) and third-down percentage (42.5), 5th in net passing yards (3,660) and 6th in passer rating (89.7) and total net yards (5,514) in 2015 ... selected by the Bears in the 3rd round (71st overall) of the 2015 NFL Draft.

CAREER TRANSACTIONS: Selected by the Chicago Bears in the 3rd round (71st overall) in the 2015 NFL Draft ... signed with the Bears (5/8/15). SIGNED through 2018.

2017 SEASON: Appeared in six games (four starts), did not play Games 1, 10 & 13, inactive for games 4-8 & 12.

PREVIOUS SEASONS: 2016: Spent 2016 season on Injured Reserve. **2015:** Started 8 contests (Game 5-6 & 10-15) at center ... made NFL debut by starting at center in Game 5 at Kansas City ... inactive for Games 1-4 (coach's decision), 7-9 (due to a neck injury) and 16 (due to a knee injury) ... part of a bears offense that ranked 3rd in franchise single-season history in completion percentage (63.9) and interception percentage (2.3), 4th in gross passing yards (3,843) and third down percentage (42.5), 5th in net passing yards (3,660) and 6th in passer rating (89.7) and total net yards (5,514).

COLLEGE: Started 52-of-52 career contests while at Oregon ... started 50 consecutive games between 2011-14 ... three-time Pac-12 first-team honoree (2012-14) ... Rimington Trophy finalist (presented annually to college football's top offensive center) in 2013 and 2014 ... the Ducks led the Pac-12 in rushing all four seasons he was there, while ranking third in the country in total offense (547.0 ypg) and fourth in scoring offense (45.4 ppg) in 2014, second nationally in total offense (565.0 ypg) and fourth in scoring (45.5 ppg) in 2013, second in scoring (49.5 ppg) and fifth in total offense (537.4 ypg) in 2012 and third in scoring (46.1 ppg) and fourth in total offense (522.8 ypg) in 2011.

PERSONAL: Started on both the offensive and defensive lines at Crespi H.S. (Los Angeles) ... named first team all-area on offense by the Los Angeles Daily News in 2010 ... 2008 All-Serra League selection ... as a senior in 2009, plowed the road as an offensive lineman for a team that racked up 1,958 rushing yards and 2,436 passing yards, and had 37 tackles and 4 sacks while playing defense ... as a junior in 2008-09, had 27 tackles on defense and blocked for a team that rushed for 1,606 yards and passed for 1,738 more, scoring 27 total offensive touchdowns ... given a three-star rating by Scout.com and selected as the No. 9 center in the country.

HRONISS GRASU'S CAREER STATISTICS

REGULAR SEASON

GAMES PLAYED-STARTED - 15-2: 2015 CHI (8-8); 2016 CHI (0-0); 2017 CHI (7-4)



32

DEIONDRE'
HALL

Ht: 6-2

Wt: 206

DOB: 5/31/1994

College: Northern Iowa

Bears Season: 3

NFL Season: 3

Acquired: 4th round of the 2016 draft (127th overall)

DEFENSIVE BACK

PRO CAREER: Begins third NFL season, appearing in 10 games for the Chicago Bears (2016-17) ... has 7 tackles, 1 interception and 3 pass breakups to his credit ... adds 2 STTs ... picked off Matthew Stafford for his first career interception vs. DET (10/2/16).

CAREER TRANSACTIONS: Drafted in the 4th round (127th overall) of the 2016 NFL draft. **SIGNED THROUGH 2019**

2017 SEASON: Appeared in two games as a reserve after spending first 12 weeks on Injured Reserve.

PREVIOUS SEASONS: 2016: Played in 8 games (Games 1-4 & 13-16) ... tallied 7 tackles, 1 interception and 1 pass breakup ... added 1 STT ... picked off Matthew Stafford for his first career interception vs. DET (10/2) ... inactive in Games 5-12.

COLLEGE: Played in 51 games over four seasons (2012-15) for UNI, posting 13 interceptions, including 4 interception return touchdowns, 242 tackles, 16 TFLs, 3 forced fumbles, 3 sacks and 15 pass breakups ... added 15 kickoff returns for 313 yards (20.9 avg) and 5 punt returns for 39 yards (7.8 avg) on special teams ... also posted 2 receptions for 45 yards (22.5 avg) on offense ... appeared and started in 14 games in 2015, notching a career-high 6 interceptions, 2 return touchdowns, 3 forced fumbles, 82 tackles, 5.5 TFLs and 4 pass breakups as a senior ... posted 4 kickoff returns for 90 yards (22.5 avg) and 3 kickoff returns for 7 yards on special teams and 1 catch for 25 yards on offense ... played in 14 with 14 starts, finishing the season leading UNI cornerbacks in tackles with 74, and 3.5 TFLs as a junior ... posted 6 PBUs which ranked in the top 10 in the MVFC ... ranked first in the conference in interceptions with 5, including 1 returned for a touchdown ... on special teams, added 1 punt return for 19 yards and 1 kickoff return for 21 yards ... started all 12 games for the Panthers at linebacker and cornerback, finishing with 57 tackles, 3 sacks and 2 interceptions, 1 of which he returned for a score as a sophomore ... also tallied 6.5 TFLs and 3 sacks ... on special teams, recorded 202 yards on 10 kickoff returns (20.2 avg) and 13 yards on 1 punt return ... caught 1 pass for 20 yards on offense ... played in 11 games and started 6 as a true freshman ... finished the season with 29 tackles and 0.5 TFL ... also notched a blocked kick and 1 forced fumble.

PERSONAL: Attended Blue Springs H.S. (Blue Springs, Mo.) ... honors include first team all-state and first team all-metro ... also named to the all-Simone team, which is given to the top players in the Kansas City area ... led Blue Springs to a 7-3 record as a senior and was a two-way starter at wide receiver and free safety ... finished the season with 52 tackles, 8 pass breakups and 4 interceptions on defense and caught 35 passes for 710 yards and 9 touchdowns on offense ... finalist for the Otis Taylor Award, given to the best receiver or tight end in the Kansas City area.

DEIONDRE' HALL'S CAREER STATISTICS

REGULAR SEASON

Year	Team	GP	GS	Tackles				Interceptions				Fumbles			Misc.	
				Tot	S	A	Sk	Yds	No	Yds	Lg	TD	PD	FF	FR	TFL
2016	Chicago	8	0	7	5	2	0.0	0.0	1	0	-	0	3	0	0	0.0
2017	Chicago	2	0	0	0	0	0.0	0.0	0	0	-	0	0	0	0	0.0
NFL totals		10	0	7	5	2	0.0	0.0	1	0	-	0	3	0	0	0.0

SEASON / CAREER / PLAYOFF HIGHS

	2017	Career	Playoff
Tackles	None	3, at HOU (9/11/16)	None
Solos	None	3, at HOU (9/11/16)	None
Interceptions	None	1, vs. DET (10/2/16)	None



96 AKIEM HICKS

Ht: 6-5 Wt: 332
 DOB: 11/16/1989 College: Regina
 Bears Season: 3 NFL Season: 7
 Acquired: Unrestricted free agent in 2016 (NE)



DEFENSIVE LINE

PRO CAREER: Entering his third season with the Bears and seventh overall, starting 65-of-93 contests with 265 tackles, 25.0 sacks, 48 TFLs, 3 pass breakups, 3 forced fumbles and 4 fumble recoveries with the Saints (2012-15), Patriots (2015) and Bears (2016-17) ... his 119 tackles with New Orleans ranked 2nd among the defensive linemen on the Saints from 2012-15 ... led the Saints defensive line in tackles in 2013 (56) and was 2nd in 2014 (41) ... was traded to the Patriots after the Saints first three games in 2015 ... has 15.5 sacks in his first two seasons as a Bear in 2016 and 2017.

HONORS AND AWARDS: 2016: NFC Defensive Player of the Week (12/4)

CAREER TRANSACTIONS: Drafted in the 3rd round (89th overall) of the 2012 NFL Draft by the New Orleans Saints ... signed with New Orleans (6/28/12) ... traded to the New England Patriot (10/1/15) ... signed with the Chicago Bears (3/13/16) ... re-signed with the Bears (9/9/17). **SIGNED THROUGH 2021.**

2017 SEASON: Started all 16 games, recording 54 tackles, 15 TFLs, 2 fumble recoveries and a career-high 8.5 sacks for a loss of 57 yards ... recorded 2.0 sacks in the opener vs. Atlanta and again on MNF vs. the Vikings, where he also recorded a career-high 3.0 TFL ... recorded 5.0 sacks for minus-34 yards in weeks 5-8.

PREVIOUS SEASONS: 2016: Started all 16 games at DE ... set a career-high in tackles (71), sacks (7), pass breakups (3) and forced fumbles (2) ... also recorded 5 TFLs and recovered 1 fumble ... one of three Bears players to record at least seven sacks ... only defensive player to start every game ... recorded 2 multi-sack games (10/31 vs. MIN & 12/4 vs. SF). 2015: Appeared in 16 games with 3 starts with the Patriots and Saints ... posted 23 tackles, 3 sacks, 5 TFLs and 1 FR ... all 3 starts came with New Orleans where he collected 2 assisted tackles ... in 13 games with New England, notched 21 tackles, 3 sacks, 5 TFLs and 1 FR ... 3 sacks ranked tied for 3rd among the Patriots defensive linemen ... saw action in 2 playoff games, posting 3 tackles and 1 TFL. 2014: Started 14-of-15 games for the Saints, posting 41 tackles, 2 sacks and 7 TFLs ... 41 tackles ranked 2nd on the Saints defensive linemen ... was placed on IR prior the season finale. 2013: Started 16-of-16 games for the first time in his career with New Orleans ... posted then career-highs in tackles (56), sacks (4.5) and TFLs (8) ... 56 tackles were the most among the Saints defensive front ... started both of the Saints postseason contests, notching 7 tackles and 0.5 sacks. 2012: Appeared in 14 games with the Saints as a rookie ... collected 20 tackles, 1 pass breakup, 2 TFLs and 1 forced fumble.

COLLEGE: Started all 16 games from 2010-11 at Regina, recording 76 tackles, 8 sacks, 4 forced fumbles and 13 TFLs ... as a senior, recorded 42 tackles, 8 TFLs, 6.5 sacks, 2 forced fumbles and 3 pass breakups en route to earning All-Canadian Inter-University Sport honors ... named an All-Canada West All-Star as a junior, starting all 8 games and recording 34 tackles, 1.5 sacks, 5 TFLs, 2 forced fumbles and 1 pass breakup ... attended LSU in 2009 but did not play ... at Sacramento City College from 2007-08, where he was an All-American as a sophomore, posted 65 tackles in 17 games.

AKIEM HICKS' GAME-BY-GAME STATISTICS

2012 NEW ORLEANS SAINTS

Date	W/L	Opp.	Tkls-S	Sk-YLINT-Yds	PD	FF	FR	TFL
9/9	L	WAS			INACTIVE			
9/16	L	at CAR	1-0	0-0	0-0	0	0	0
9/23	L	KC	8-3	0-0	0-0	0	0	0
9/30	L	at GB	1-0	0-0	0-0	0	0	0
10/7	W	SD	1-1	0-0	0-0	0	0	0
10/21	W	at TB	1-1	0-0	0-0	0	0	0
10/28	L	at DEN	3-3	0-0	0-0	0	1	0
11/05	W	PHI	1-0	0-0	0-0	0	0	0
11/11	W	ATL	0-0	0-0	0-0	0	0	0
11/18	W	at OAK	2-2	0-0	0-0	0	0	1
11/25	L	SF	1-0	0-0	0-0	0	0	0
11/29	L	at ATL	1-0	0-0	0-0	1	0	0
12/9	L	at NYG	0-0	0-0	0-0	0	0	0
12/16	W	TB	0-0	0-0	0-0	0	0	0
12/23	W	at DAL	0-0	0-0	0-0	0	0	0
12/30	L	CAR			INACTIVE			
Totals	0-0		20-10	0-0	0-0	1	1	0 2

2013 NEW ORLEANS SAINTS

Date	W/L	Opp.	Tkls-S	Sk-YLINT-Yds	PD	FF	FR	TFL
9/8*	W	ATL	3-3	1-8	0-0	0	0	0 1
9/15*	W	at TB	2-2	0-0	0-0	0	0	0 0
9/22*	W	ARI	1-0	0-0	0-0	0	0	0 0
9/30*	W	MIA	0-0	0-0	0-0	0	0	0 0
10/6*	W	at CHI	0-0	0-0	0-0	0	0	0 0
10/13*	L	at NE	7-3	0-0	0-0	0	0	0 0
10/27*	W	BUF	6-5	0-0	0-0	0	0	0 2
11/3*	L	at NYJ	6-1	0-0	0-0	0	0	0 1
11/10*	W	DAL	1-0	0-0	0-0	0	0	0 0
11/17*	W	SF	7-4	0-0	0-0	0	0	0 1
11/21*	W	at ATL	8-3	1-1	0-0	0	0	0 1
12/2*	L	at SEA	4-1	1.5-11.5	0-0	0	0	0 0
12/8*	W	CAR	2-1	0-0	0-0	0	0	0 0
12/15*	L	at STL	3-3	0-0	0-0	0	0	0 1
12/22*	L	at CAR	5-2	1-7	0-0	0	0	0 1
12/29*	W	TB	1-1	0-0	0-0	0	0	0 0
Totals	11-5		56-29	4.5-27.5	0-0	0	0	0 8

POSTSEASON

Date	W/L	Opp.	Tkls-S	Sk-YLINT-Yds	PD	FF	FR	TFL
1/4*	W	at PHI	3-2	0.5-4	0-0	0	0	0 0
1/11*	L	at SEA	4-1	0-0	0-0	0	0	0 0
Totals	1-1		7-3	0.5-4	0-0	0	0	0 0



CHICAGO BEARS PLAYERS

2014 NEW ORLEANS SAINTS

Date	W/L	Opp.	Tkls-S	Sk-YL	INT-Yds	PD	FF	FR	TFL
9/7*	L	at ATL	2-2	0-0	0-0	0	0	0	0
9/14*	L	at CLE	5-5	0-0	0-0	0	0	0	1
9/21*	W	MIN	1-1	0-0	0-0	0	0	0	0
9/28*	L	at DAL	2-2	0-0	0-0	0	0	0	2
10/5*	W	TB	3-1	0-0	0-0	0	0	0	0
10/19*	L	at DET	3-1	0-0	0-0	0	0	0	0
10/26*	W	GB	3-2	0-0	0-0	0	0	0	1
10/30*	W	at CAR	4-2	1-9	0-0	0	0	0	1
11/9*	L	SF	1-0	0-0	0-0	0	0	0	0
11/16*	L	CIN	5-4	0-0	0-0	0	0	0	0
11/24*	L	BAL	3-2	0-0	0-0	0	0	0	1
11/30*	W	at PIT	1-1	0-0	0-0	0	0	0	0
12/7*	L	CAR	3-2	0-0	0-0	0	0	0	0
12/15*	W	at CHI	2-1	1-7	0-0	0	0	0	1
12/21*	L	ATL	3-1	0-0	0-0	0	0	0	0
21/28*	W	at TB							
Totals 6-8				41-27	2-16	0-0	0	0	7

2015 TOTALS

Date	W/L	Opp.	Tkls-S	Sk-YL	INT-Yds	PD	FF	FR	TFL
9/13**	L	at ARI	0-0	0-0	0-0	0	0	0	0
9/20**	L	TB	1-0	0-0	0-0	0	0	0	0
9/27**	L	at CAR	1-0	0-0	0-0	0	0	0	0
10/11	W	at DAL	0-0	0-0	0-0	0	0	0	0
10/18	W	at IND	1-0	0-0	0-0	0	0	0	0
10/25	W	NYJ	1-0	0-0	0-0	0	0	0	0
10/29	W	MIA	0-0	0-0	0-0	0	0	0	0
11/08	W	WAS	1-0	0-0	0-0	0	0	0	0
11/15	W	at NYG	1-1	0-0	0-0	0	0	0	1
11/23	W	BUF	1-0	0-0	0-0	0	0	0	0
11/29	L	at DEN	0-0	0-0	0-0	0	0	0	0
12/6	L	PHI	0-0	0-0	0-0	0	0	0	0
12/13	W	at HOU	6-5	2-7	0-0	0	0	0	2
12/20	W	TEN	4-2	1-5	0-0	0	0	1	1
12/27	L	at NYJ	0-0	0-0	0-0	0	0	0	0
1/3	L	at MIA	5-1	0-0	0-0	0	0	0	1
Totals 0-3				23-9	3-12	0-0	0	0	1 5

2016 CHICAGO BEARS

Date	W/L	Opp.	Tkls-S	Sk-YL	INT-Yds	PD	FF	FR	TFL
9/11	L	at HOU	3-3	0-0	0-0	0	1	0	0
9/19	L	PHI	2-2	0-0	0-0	1	0	0	1
9/25	L	at DAL	2-1	0-0	0-0	0	0	0	0
10/2	W	DET	3-2	1-7	0-0	0	0	0	1
10/9	L	at IND	3-1	1-8	0-0	0	0	0	1
10/16	L	JAX	2-2	0-0	0-0	0	0	1	0
10/20	L	at GB	2-1	0-0	0-0	0	0	0	0
10/31	W	MIN	4-3	2-16	0-0	1	0	0	2
11/13	L	at TB	3-1	0-0	0-0	0	0	0	1
11/20	L	at NYG	5-2	0-0	0-0	0	0	0	0
11/27	L	TEN	0-0	0-0	0-0	0	0	0	0
12/4	W	SF	10-8	2-7	0-0	0	1	0	2
12/11	L	at DET	6-4	1-11	0-0	1	0	0	1
12/18	L	GB	1-0	0-0	0-0	0	0	1	0
12/24	L	WAS	6-5	0-0	0-0	0	0	0	1
1/1	L	at MIN	2-1	0-0	0-0	0	0	0	1
Totals 3-13				54-36	7-49	0-0	3	2	1 11

2017 CHICAGO BEARS

Date	W/L	Opp.	Tkls-S	Sk-YL	INT-Yds	PD	FF	FR	TFL
9/10*	L	ATL	3-3	2-13	0-0	0	0	0	2
9/17*	L	at TB	3-2	0-0	0-0	0	0	0	0
9/24*	W	PIT	4-2	0-0	0-0	0	0	1	0
9/28*	L	at GB	2-0	0-0	0-0	0	0	0	0
10/9*	L	MIN	4-4	2-15	0-0	0	0	0	3
10/15*	W	at BAL	3-3	1-5	0-0	0	0	0	1
10/22*	W	CAR	5-4	1-6	0-0	0	0	0	2
10/29*	L	at NO	2-2	1-8	0-0	0	0	0	1
11/12*	L	GB	7-6	0-0	0-0	0	0	0	2
11/19*	L	DET	3-2	0-0	0-0	0	0	1	1
11/26*	L	at PHI	3-3	0-0	0-0	0	0	0	2
12/3*	L	SF	4-3	0-0	0-0	0	0	0	0
12/10	W	at CIN	1-1	0-0	0-0	0	0	0	0
12/16*	L	DET	4-3	1-8	0-0	0	0	0	1
12/24*	W	CLE	3-1	0.5-2	0-0	0	0	0	0
12/31*	L	at MIN	3-0	0-0	0-0	0	0	0	0
Totals 5-11				54-39	8.5-57	0-0	0	0	2 15

*Denotes Game Started

AKIEM HICKS' CAREER STATISTICS

REGULAR SEASON


		Tackles							Interceptions				Fumbles			Misc.		
Year	Team	GP	GS	Tot	S	A	Sk	Yds	No	Yds	Lg	TD	PD	FF	FR	Yds	TFL	STT
2012	New Orleans	14	0	20	10	10	0.0	0.0	0	0	-	0	1	1	0	0	2	0
2013	New Orleans	16	16	56	29	27	4.5	27.5	0	0	-	0	0	0	0	0	8	0
2014	New Orleans	15	14	41	27	14	2.0	16.0	0	0	-	0	0	0	0	0	7	0
2015	NO/CHI Total	16	3	23	9	14	3.0	12.0	0	0	-	0	0	0	1	0	5	0
2016	Chicago	16	16	71	50	21	7.0	49.0	0	0	-	0	3	2	1	0	5	0
2017	Chicago	16	16	54	39	15	8.5	57.0	0	0	-	0	0	0	2	0	15	0
Totals		93	65	265	164	101	25.0	161.5	0	0	-	0	4	3	4	0	42	0

POSTSEASON

		Tackles							Interceptions				Fumbles			Misc.		
Year	Team	GP	GS	Tot	S	A	Sk	Yds	No	Yds	Lg	TD	PD	FF	FR	Yds	TFL	STT
2013	New Orleans	2	2	7	3	4	0.5	4.0	0	0	-	0	0	0	0	0	0	0
2015	New England	2	0	3	1	2	0.0	0.0	0	0	-	0	0	0	0	0	1	0
Totals		4	2	10	4	6	0.5	4.0	0	0	-	0	0	0	0	0	1	0

SEASON / CAREER / PLAYOFF HIGHS

	2017	Career	Playoff
Tackles	7, vs. GB (11/12/17)	13, vs. SF (12/4/16)	4, at SEA (1/11/14)
Solos	6, vs. GB (11/12/17)	8, vs. SF (12/4/16)	2, at PHI (1/4/14)
Sacks	2, twice	2, five times	0.5, at PHI (1/4/14)
TFL	3, vs. MIN (10/19/17)	same	1, at DEN (1/24/16)



36

DEANDRE
HOUSTON-CARSON

Ht: 6-1

Wt: 205

DOB: 4/13/1993

College: William & Mary

Bears Season: 3

NFL Season: 3

Acquired: 6th round of the 2016 draft (185th overall)

DEFENSIVE BACK

HOUSTON-CARSON

PRO CAREER: Begins third NFL season, appearing in 19 games for the Chicago Bears (2016-17) ... made 12 STTs.

CAREER TRANSACTIONS: Drafted in the 6th round (185th overall) of the 2016 NFL Draft.

2017 SEASON: Appeared in 11 games after being promoted from practice squad on 9/19 ... recorded 10 STTs ... inactive for Games 11-13.

PREVIOUS SEASONS: 2016: Appeared in 8 games (Games 1-5, 8, 12 & 16) on special teams as a rookie ... added 2 STTs.

COLLEGE: Started every game he appeared in (45) over four seasons at William & Mary (2012-15) ... finished his career with 293 tackles, 11.5 TFLs, 34 pass breakups, 1 forced fumble, 2 fumble recoveries and 2 sacks ... also tallied 10 interceptions with 1 returned for a touchdown ... on special teams, notched 9 blocked kicks and 4 punt returns for 11 yards ... following his senior season, became the third player in the program's history to earn consensus first-team All-America honors and was named Colonial Athletic Association co-Defensive Player of the Year ... transitioned from corner to safety prior to the start of the 2015 season ... started all 13 contests, notching a team-high 109 tackles, 4 interceptions (tied for 2nd in the CAA), 4.5 TFLs, 7 pass breakups, 1 forced fumble and 1 sack as a senior ... on special teams posted 2 blocked kicks and 3 punt returns for 9 yards ... became the third player in school history to earn consensus first-team All-America honors (AP, AFCA, STATS, WCFF and College Sporting News) ... named Colonial Athletic Association co-Defensive Player of the Year and VaSID State Defensive Player of the Year ... first team all-conference selection ... eastern College Athletic Conference All-Star ... team captain ... posted a school-record 94-yard interception return touchdown at Villanova.

PERSONAL: Three-time letterwinner as a running back, wide receiver and defensive back at Massaponax High School (Spotsylvania, Va.) ... as a senior in 2010, was selected to the all-Commonwealth District first team as a defensive back and a running back and named all-Northwest Region as a defensive back ... garnered all-area accolades from the Free Lance-Star as a senior ... named his school's Offensive Player of the Year ... rushed for more than 1,000 yards with 17 total touchdowns (11 rushing, 6 receiving) during senior season ... earned three letters in basketball as a guard and one letter in track.

DEANDRE HOUSTON CARSON'S CAREER STATISTICS

REGULAR SEASON

Year	Team	GP	GS	Tackles				Interceptions					Fumbles				TFL	STT
				Tot	S	A	Sk	Yds	No	Yds	Lg	TD	PD	FF	FR	Yds		
2016	Chicago	8	0	0	0	0	0.0	0.0	0	0	-	0	0	0	0	0	0.0	2
2017	Chicago	11	0	0	0	0	0.0	0.0	0	0	-	0	0	2	0	0	0.0	10
NFL totals		19	0	0	0	0	0.0	0.0	0	0	-	0	0	2	0	0	0.0	12

SEASON / CAREER / PLAYOFF HIGHS

	2017	Career	Playoff
Tackles	None	None	None
Solos	None	None	None
Interceptions	None	None	None



24 JORDAN HOWARD



Ht: 6-0 **Wt:** 224
DOB: 11/2/1994 **College:** Indiana
Bears Season: 3 **NFL Season:** 3
Acquired: 5th round of the 2016 draft (150th overall)

RUNNING BACK

PRO CAREER: Enters third NFL campaign ... has played in 31 games with 29 starts for the Bears (2016-17), carrying the ball 528 times for 2,435 yards (4.6 avg) and 15 touchdowns ... also has 52 catches for 423 yards and a score ... set a Bears rookie rushing record with his 1,313 yards and became the second-youngest Bears RB to eclipse 1,000 yards in a season ... his 1,313 yards ranked second in the NFL behind Dallas' Ezekiel Elliott, marking the first time since the 1970 merger that two rookies finished 1-2 in the NFL in rushing ... later became the first Bears rookie running back to be voted to the Pro Bowl since Hall of Famer Gale Sayers in 1965 ... in 2017, he became the fastest Bear to reach 2,000 yards (24 games), doing so faster than Walter Payton (26 games) and Gale Sayers (28 games) ... became first Bear ever to rush for 1,000+ yards in each of his first two seasons ... has 12 100-yard rushing games since the start of 2016, tied for the most in the NFL in that span (Elliott, DAL).

HONORS & AWARDS: 2016: NFC Offensive Player of the Week, FedEx Ground Player of the Week, Offensive Rookie of the Month (December/January), All-Rookie Team (PFWA, Gil Brandt, USA Today, Fox Sports) ... Brian Piccolo Award ... Pro Bowler.

CAREER TRANSACTIONS: Drafted in the 5th round (150th overall) of the 2016 draft. **SIGNED THROUGH 2019.**

2017 SEASON: Started all 16 games, rushing for 1,122 yards on 276 carries (4.1 avg) and 9 touchdowns ... finished third in the NFC in rushing ... recorded five 100-yard rushing games ... added 23 receptions for 125 yards (5.4 avg) ... led Bears in scoring (12), rushing yards (138), receptions (5) and receiving yards (26) against the Steelers on 9/24 ... last Bear to accomplish this feat was Matt Forte at Minnesota (12/20/15) ... set a career-highs in rushing yards (167) and carries (36) at BAL (10/15) in the overtime victory ... his 167 yards rushing were the second-most allowed by the Ravens by an individual at M&T Bank Stadium (Marshall Faulk, 192 in 1998) ... recorded a 53-yard run in the overtime to set up the winning field goal ... eclipsed the 1,000-yard mark at CIN (12/10), becoming the first Bear to rush for 1,000+ yards in each of his first two seasons ... dominated AFC North opponents in 2017, rushing for 498 yards on 104 attempts with six touchdowns in four wins over the Steelers, Ravens, Bengals and Browns.

PREVIOUS SEASONS: 2016: Appeared in 15 games (Games 2-16) with 13 starts (Games 4-16) carrying the ball 252 times for 1,313 yards (5.2 avg) and 6 touchdowns ... caught 29 passes for 298 yards (10.3 avg) ... 5.2 rushing average led the NFC ranked 4th in the league overall ... 1,313 yards ranked second in the NFL ... became the first Bears rookie to rush for 100+ yards in each of his first two starts ... second-youngest Bear to rush for 1,000 yards in a season (Salaam, 1995) ... first Bears rookie to rush for over 100 yards in 7 games ... scored 3 touchdowns vs. SF (12/4) which ranks tied for second most by a Bears rookie ... rushed for a career-high 153 yards vs. MIN (10/31), which earned him NFC Offensive Player of the Week and FedEx Ground Player of the Week ... earned Offensive Rookie of the Month for of December/January.

COLLEGE: Appeared in 32 career games over three seasons with UAB (2013-14) and Indiana (2015), compiling 3,681 rushing yards on 647 attempts (5.7 avg) and 24 rushing touchdowns, with 24 receptions for 261 yards (10.9) and 3 receiving touchdowns ... earned first team all-Big Ten (2015), all-CUSA (2014) and CUSA all-Freshman team (2013) honors and was named Indiana's Corby Davis Memorial Award winner (2015) ... set UAB's single-season rushing yards record in the football program's final season (2014) with 1,587 ... finished his career with 17 career 100-yard games, including in 10 of his last 13 ... Finished the season with 1,213 rushing yards (third in the Big Ten) on 196 carries (fourth in the Big Ten), a 6.2 average, with 9 rushing touchdowns ... became the 11th Hoosier to reach 1,000 yards in a single year, 12th on the program's all-time single-season list ... finished his career with 17 career 100-yard games, including in 10 of his last 13, and 12 150-yarders ... following the season, named first team All-Big Ten (coaches and media) and earned the team's Corby Davis Memorial Award (Outstanding Back) ... rushed for a UAB single-season record 1,587 yards on 306 carries (5.2 average) with 13 touchdowns as a sophomore ... Ranked seventh nationally with 132.3 rushing yards per game ... collected eight 100-yard games, including four straight to end the year, and five 150-yarders ... Rushed for 881 yards on 145 carries (6.1 average) with 2 touchdowns and caught 4 passes for 83 yards and a score ... set the UAB freshman single-season record and tied for second among freshmen nationally with 881 rushing yards.

PERSONAL: Played running back at Gardendale H.S. (Gardendale, Ala.) ... rushed for 1,388 yards and 21 touchdowns in 10 games as a senior ... named the Birmingham News North/East Player of the Year ... 2011 Honorable Mention All-State selection, collecting 2,876 yards on 380 attempts in his two varsity seasons.



JORDAN HOWARD'S CAREER STATISTICS

REGULAR SEASON

Year	Team	GP-GS	Rush	Yds	Avg	Lg	TD	Rec	Yds	Avg	Lg	TD
2016	Chicago	15-13	252	1,313	5.2	69	6	29	298	10.3	34	1
2017	Chicago	16-16	276	1,122	4.1	53	9	23	125	5.4	12	0
NFL totals		31-29	528	2,435	4.6	69	15	52	423	8.1	34	1

SEASON / CAREER / PLAYOFF HIGHS

	2017	Career	Playoff
Rushes.....	36, at BAL (10/15)	Same	None
Rushing Yards.....	167, at BAL (10/15)	Same	None
Longest Run.....	53, at BAL (10/15)	69, vs. MIN (10/31)	None
Rushing TDs.....	2, three times	3, vs. SF (12/4/16)	None
Receptions.....	5, vs. PIT (9/24)	Same	None
Receiving Yards.....	26, twice	49, vs. MIN (10/31/16)	None
Longest Reception.....	12, at NO (10/29)	34, vs. MIN (10/31/16)	None
Receiving TDs.....	None	1, at IND (10/2/16)	None


JORDAN HOWARD'S GAME-BY-GAME STATISTICS

2016 CHICAGO BEARS

Date	W/L	Opp.	Rush	Yards	Avg.	Lg	TD	Rec.	Yards	Avg.	Lg	TD
9/11	L	at HOU										
9/19	L	PHI	3	22	7.3	10	0	2	9	4.5	7	0
9/25	L	at DAL	9	45	5.0	36	0	4	47	11.8	15	0
10/2*	W	DET	23	111	4.8	17	0	3	21	7.0	9	0
10/9*	L	at IND	16	118	7.4	57	0	3	45	15.0	21t	1
10/16*	L	JAX	15	34	2.3	9	1	2	6	3.0	7	0
10/20*	L	at GB	7	22	3.1	11	0	0	0	0.0	-	0
10/31*	W	MIN	26	153	5.9	69	1	4	49	12.3	34	0
11/13*	L	at TB	15	100	6.7	15	0	0	0	0.0	-	0
11/20*	L	at NYG	17	77	4.5	27	0	1	22	22.0	22	0
11/27*	L	TEN	18	84	4.7	22	0	3	43	14.3	23	0
12/4*	W	SF	32	117	3.7	25	3	0	0	0.0	-	0
12/11*	L	at DET	13	86	6.6	31	0	2	24	12.0	19	0
12/18*	L	GB	17	90	5.3	13	1	4	23	5.8	9	0
12/24*	L	WAS	18	119	6.6	23	0	1	9	9.0	9	0
1/1*	L	at MIN	23	135	5.9	18	0	0	0	0.0	-	0
Totals	3-10		252	1,313	5.2	69	6	29	298	10.3	34	1

2017 CHICAGO BEARS

Date	W/L	Opp.	Rush	Yards	Avg.	Lg	TD	Rec.	Yards	Avg.	Lg	TD
9/10*	L	ATL	13	52	4.0	11	1	3	14	4.7	9	0
9/17*	L	at TB	9	7	0.8	4	0	0	0	0.0	-	0
9/24*	W	PIT	23	140	6.1	19t	2	5	26	5.2	10	0
9/28*	L	at GB	18	53	2.9	16	1	2	10	5.0	7	0
10/9*	L	MIN	19	76	4.0	13	0	0	0	0.0	-	0
10/15*	W	at BAL	36	167	4.6	53	0	1	9	9.0	9	0
10/22*	W	CAR	21	65	3.1	11	0	0	0	0.0	-	0
10/29*	L	at NO	23	102	4.4	50	0	3	19	6.3	12	0
11/12*	L	GB	15	54	3.6	25	0	0	0	0.0	-	0
11/19*	L	DET	15	125	8.3	50	1	0	0	0.0	-	0
11/26*	L	at PHI	7	6	0.9	4	0	2	13	6.5	9	0
12/3*	L	SF	13	38	2.9	14	0	1	-5	-5.0	-5	0
12/10*	W	at CIN	23	147	6.4	21t	2	1	8	8.0	8	0
12/16*	L	at DET	10	37	3.7	16	0	4	26	6.5	11	0
12/24*	W	CLE	22	44	2.0	16t	2	0	0	0.0	-	0
12/31*	L	at MIN	9	9	1.0	4	0	1	5	5.0	5	0
Totals	5-11		276	1,122	4.1	53	9	23	125	5.4	12	0



39 EDDIE JACKSON



Ht: 6-0 Wt: 202
 DOB: 12/10/1993 College: Alabama
 Bears Season: 2 NFL Season: 2
 Acquired: 4th round of the 2017 NFL draft (112th overall)

DEFENSIVE BACK

PRO CAREER: Enters second professional season after recording 70 tackles, 6 pass defenses, 3 fumble recoveries (1 returned for TD), 2 interceptions (1 returned for TD), 1 FF and 1 TFL as a rookie ... added 3 STTs ... Jackson's 76-yard INT and 75-yard fumble recovery for touchdowns vs. CAR (10/22) made him the first player in NFL history to return both a fumble recovery and interceptions 75+ yard touchdowns in the same game ... also made him the first rookie in NFL history with multiple 75+ yard defensive touchdowns in the same game ... 75-yard fumble recovery is the 3rd-longest in Bears history.

HONORS AND AWARDS: 2017: NFC Defensive Player of the Week (Week 7 vs. CAR).

CAREER TRANSACTIONS: Drafted in the 4th round of the 2017 NFL draft (112th overall) by the Chicago Bears. **SIGNED THROUGH 2020.**

2017 SEASON: Started all 16 games as a rookie, recording 70 tackles, 6 pass defenses, 3 fumble recoveries (1 returned for TD), 2 interceptions (1 returned for TD), 1 FF and 1 TFL ... adds 3 STTs ... Jackson's 76-yard INT and 75-yard fumble recovery for touchdowns vs. CAR (10/22) made him the first player in NFL history to return both a fumble recovery and an INT 75+ yard TDs in the same game ... also made him the first rookie in NFL history with multiple 75+ yard defensive touchdowns in the same game ... 75-yard fumble recovery is 3rd-longest in Bears history ... Week 7 performance earned him NFC Defensive Player of the Week Honors ... career-high 10 tackles Week 17 vs. Minnesota ... recorded multiple tackles in 13 of 16 games.

COLLEGE: Started 38-of-41 career contests at Alabama, posting 130 tackles, 8.5 TFLs, 14 pass breakups, and 9 interceptions (3 returned for touchdowns) ... Earned second team All-SEC as a senior and first team All-SEC and second-team All-America as a junior ... owns the Alabama record for career interception return yards with 303 on 9 interceptions ... Led SEC in INTs (6) as a junior ... as a senior he was selected as one of the Crimson Tide's permanent team captains for the 2016 season ... Earned second team All-SEC honors from the conference coaches, despite playing in only eight games ... Suffered a season-ending leg injury against Texas A&M ... As a junior, made the transition to safety in the spring of 2015 and excelled in his new role ... selected to the All-SEC First Team by the conference coaches and Associated Press ... earned second team All-America honors from Walter Camp and the FWAA ... named a third team All-American by the Associated Press ... led the team in interceptions with six -- two picks returned for touchdowns, a forced fumble and fumble recovery to go with his 46 tackles from the starting safety spot ... One of 16 semifinalists for the Jim Thorpe Award, presented annually to the nation's top defensive back.

PERSONAL: Played at Boyd Anderson High School in Lauderdale Lakes, Florida under coach Wayne Blair ... ESPN listed him as No. 54 wide receiver ... Caught 37 passes for 792 yards and touchdowns on the offensive side of the ball as a senior in 2012 ... Added five interceptions, 66 tackles and one forced fumble on defense ... Returned two interceptions for touchdowns.

EDDIE JACKSON'S GAME-BY-GAME STATISTICS

2017 CHICAGO BEARS

Date	W/L	Opp.	Tkls-S	Sk-YL	INT-Yds	PD	FF	FR	TFL
9/10*	L	ATL	3-3	0-0	0-0	0	0	0	0
9/17*	L	at TB	8-7	0-0	0-0	0	0	0	1
9/24*	W	PIT	1-1	0-0	0-0	0	0	0	0
9/28*	L	at GB	1-1	0-0	0-0	1	0	0	0
10/9*	L	MIN	4-2	0-0	0-0	1	0	0	0
10/15*	W	at BAL	6-5	0-0	0-0	1	0	0	0
10/22*	W	CAR	4-4	0-0	1-76	1	0	1	0
10/29*	L	at NO	1-1	0-0	0-0	0	0	0	0
11/12*	L	GB	4-4	0-0	0-0	0	0	0	0
11/19*	L	DET	3-1	0-0	0-0	0	0	0	0
11/26*	L	at PHI	3-2	0-0	0-0	1	0	0	0
12/3*	L	SF	5-4	0-0	0-0	0	0	0	0
12/10*	W	at CIN	4-3	0-0	1-6	1	1	1	0
12/16*	L	at DET	8-7	0-0	0-0	0	0	1	0
12/24*	W	CLE	5-3	0-0	0-0	0	0	0	0
12/31*	L	at MIN	10-5	0-0	0-0	0	0	0	0
Totals	5-11		70-53	0-0	2-82	6	1	3	1

*Denotes Game Started

EDDIE JACKSON'S CAREER STATISTICS

REGULAR SEASON

Year	Team	GP	GS	Tot	Tackles			Yds	No	Interceptions				PD	Fumbles			TFL	STT
					S	A	Sk			Yds	Lg	TD	PD		FF	FR	Yds		
2017	Chicago	16	16	70	53	17	0	0	2	82	76t	1	6		1	3	75	1	3

ADDITIONAL STATS: Touchdowns - 2; 2017: 1 fumble recovery (75-yard TD), 1 interception (76-yard TD)

SEASON / CAREER / PLAYOFF HIGHS

	2017	Career	Playoff
Tackles	10, at MIN (12/31/17)	Same	None
Solos	7, twice	Same	None
Tackles for Loss	1, at TB (9/17/17)	Same	None
Interceptions	1, twice	Same	None



92

JOHN
JENKINS

Ht: 6-3

DOB: 7/11/1989

Bears Season: 2

Acquired: Unrestricted free agent in 2017 (SEA)

Wt: 327

College: Georgia

NFL Season: 6

DEFENSIVE LINE



PRO CAREER: Appeared in 59 games with 23 starts over 5 seasons with the New Orleans Saints (2013-16) and Seattle Seahawks (2016) and Chicago Bears (2017), recording 121 tackles, 6 TFLs, 1.5 sacks, 2 pass breakups, 1 forced fumble and 1 fumble recoveries.

CAREER TRANSACTIONS: Drafted in the 3rd round (82nd overall) of the 2013 NFL Draft by the New Orleans Saints ... released by the Saints (11/8/16) ... signed by the Seattle Seahawks (11/15/16) ... declared free agent (3/9/17) ... signed by the Bears (3/17/17) ... waived by the Bears (9/2/17) ... signed by the Bears (9/4/17) ... declared free agent (3/14/18) ... re-signed by the Bears (4/7/18). **SIGNED THROUGH 2018.**

2017 SEASON: Appeared in 8 games with 1 start recording 8 tackles ... Inactive for games 1-7 & 10.

PREVIOUS SEASONS: **2016:** Appeared in 9 games with 1 start for the New Orleans Saints and Seattle Seahawks, recording 13 tackles ... made lone start vs. ATL (9/26/16). **2015:** Appeared in 14 games with 12 starts for the Saints, recording 66 tackles, 0.5 sacks, 1 pass breakup, 1 forced fumble and 1 fumble recovery ... set a career high for tackles in a games with 11 vs. TEN (11/8). **2014:** Appeared in 12 games with 4 starts for the Saints, recording 41 tackles and 1 sack ... recorded first career sack at CHI (12/15). **2013:** Appeared in all 16 games as a rookie with 5 starts, recording 29 tackles.

COLLEGE: Appeared in 27 games with 20 starts at Georgia, recording 78 tackles, 4 sacks, 8 TFLs, 1 interception, 1 pass breakup, 1 forced fumble and 2 fumble recoveries ... recorded 50 tackles, 2 sacks, 2 TFLs, 1 fumble recovery and 1 pass breakup as a senior ... named defensive CO-MVP and ALL-SEC 2nd team ... appeared in all 14 games with 28 tackles, 3 sacks, 6 TFLs, 1 interception, 1 forced fumble and 1 fumble recovery as a junior.

PERSONAL: Played football at Francis T. Maloney High School in Meriden, Conn. ... played tackle, defensive end and fullback ... named to the All-Central Connecticut South League squad as a senior.



CHICAGO BEARS PLAYERS

JOHN JENKINS CAREER STATISTICS

REGULAR SEASON

Year	Team	GP	GS	Tot	Tackles				Interceptions					Fumbles				TFL
					S	A	Sk	Yds	No	Yds	Lg	TD	PD	FF	FR	Yds		
2013	New Orleans	16	5	21	13	8	0.0	0.0	0	0	0	0	0	2	2	0	2	
2014	New Orleans	12	4	30	20	10	1.0	6.0	0	0	0	0	1	1	3	0	3	
2015	New Orleans	14	12	49	23	26	0.5	2.5	0	0	0	0	1	2	1	1	1	
2016	NO/CHI Totals	9	1	13	6	7	0.0	0.0	0	0	0	0	0	0	0	0	0	
2017	Chicago	8	1	8	5	3	0.0	0.0	0	0	-	0	0	0	0	0	0	
Career		59	23	121	67	54	1.5	8.5	0	0	-	0	2	5	6	1	6.0	

POSTSEASON

Year	Team	GP	GS	Tot	S	A	Sk	Yds	No	Yds	Lg	TD	PD	FF	FR	Yds	TFL
2013	New Orleans	2	0	5	5	0	1.0	0.0	0	0	0	0	0	1	0	0	0
2016	Seattle	1	0	1	1	0	0.0	0.0	0	0	0	0	0	0	0	0	0
Career		3	0	6	6	0	1.0	0.0	0	0	-	0	0	1	0	0	0

SEASON / CAREER / PLAYOFF HIGHS

	2017	Career	Playoff
Tackles	2, three times	9 vs. TEN (11/8/15)	4 at PHI (1/4/14)
Solos	1, five times	7 at CHI (12/15/14)	4 at PHI (1/4/14)
Sacks	None	1 at CHI (12/15/14)	None
TFL	None	1, six times	None



64 ERIC KUSH

Ht: 6-4

DOB: 9/9/1989

Bears Season: 3

Acquired: Acquired from waivers in 2016 (LAR)

Wt: 317

College: California (Pa.)

NFL Season: 6

OFFENSIVE LINE



PRO CAREER: Appeared in 18 games with 5 starts over 4 seasons with the Kansas City Chiefs (2013), St. Louis Rams (2015) and Chicago Bears (2016-17).

CAREER TRANSACTIONS: Drafted in the 6th round (170th overall) of the 2013 NFL Draft by the Kansas City Chiefs ... waived by the Chiefs (9/5/15) ... signed with the Tampa Bay Buccaneers (9/6/15) ... waived by the Buccaneers (9/14/15) ... signed to the Carolina Panthers practice squad (9/16/15) ... waived by Panthers (10/27/15) ... signed with the Houston Texans (11/3/15) ... waived by Texans (11/15/15) ... signed with the St. Louis Rams (11/17/15) ... waived by Rams (9/3/16) ... acquired from waivers by the Bears (9/4/16) ... re-signed by the Bears (2/15/17). **SIGNED THROUGH 2018.**

2017 SEASON: Spent season on Injured Reserve after suffering an injury in training camp.

PREVIOUS SEASONS: 2016: Appeared in 8 games with 4 starts at LG. **2015:** Appeared in 7 games for the Rams. **2013:** Appeared in 3 games with 1 start for Chiefs.

COLLEGE: Selected to East-West Shrine Game ... D2Football.com Second-Team All-American ... Daktronics Second-Team All-Region ... Don Hansen Third-Team All-Region ... All-PSAC West First-Team ... started all 11 games with 10 starts at center ... member of Cal U AD Honor Roll (Fall 2012).

PERSONAL: Attended Chartiers Valley ... second-team all-state, first-team all-conference, East-West All-Star.

ERIC KUSH'S NFL STATISTICS

REGULAR SEASON

GAMES PLAYED-STARTED - 18-5: 2013 KC (3-1); 2015 STL (7-0); 2016 CHI (8-4); 2017 CHI (0-0).



44

NICK
KWIATKOSKI

Ht: 6-2

Wt: 242

DOB: 5/26/1993

College: West Virginia

Bears Season: 3

NFL Season: 3

Acquired: 4th round of 2016 draft (113th overall)

LINEBACKER

PRO CAREER: Enters third NFL season with the Bears, appearing in 25 games (13 starts), recording 97 tackles, 7 TFLs, 2 forced fumbles, 3 sacks, 3 pass break ups and 6 STTs.

CAREER TRANSACTIONS: Drafted in the 4th round (113th overall) of the 2016 NFL Draft. **SIGNED THROUGH 2019.**

2017 SEASON: Appeared in 11 games (six starts), recording 47 tackles, 2 sacks, 1 forced fumble, 2 pass breakups and 2 TFLs ... Also adds 4 STTs. Inactive Games 3-6. Did not play Game 7.

PREVIOUS SEASONS: 2016: Recorded 52 tackles, 5 TFLs, 1 forced fumble, 1 sack and 1 pass breakup in 14 games (7 starts) as a rookie ... made 10 tackles vs. SF (12/4) ... posted a team-high in tackles twice (6 vs. TEN 11/27 & 9 at DET 12/11).

COLLEGE: Appeared in 48 games with 37 starts in four seasons (2012-15) for West Virginia, notching 303 tackles, 28 TFLs, 6 interceptions, 2 sacks, 3 forced fumbles and 3 pass breakups ... earned first-team all-Big 12 following his senior season ... saw action in 13 games with 13 starts, posting 86 tackles, 10 TFLs, 3 interceptions and 1 forced fumble as a senior ... 86 tackles led WVU and placed 16th in the Big 12 ... earned first-team all-Big 12 honors ... started in all 13 games, leading the Mountaineers in tackles (103) and TFLs (11.5) as a junior ... added 4 pass breakups ... 71 solo tackles ranked fifth in the Big 12 while 103 tackles ranked ninth ... 11.5 TFLs ranked tied for 12th in the Big 12 ... named to Phil Steele's all-Big 12 second-team as a sophomore ... started 10-of-10 contests ... moved to Will linebacker in spring ... his 86 tackles ranked fifth in the Big 12 and first on WVU ... placed second on the team with 3 interceptions ... added 6.5 TFLs, 2 sacks and 2 forced fumbles ... started 1/12 games for the Mountaineers, finishing with 28 tackles and 3 pass breakups as a redshirt freshman.

PERSONAL: Played wide receiver and safety at Bethel Park H.S. (Bethel Park, Pa.) ... missed first two months of his senior season with a back injury ... led Bethel Park to the second round of the WPIAL playoffs and a top-10 ranking in the state as a senior ... Selected to play in the Chesapeake Bowl.

NICK KWIATKOSKI'S CAREER STATISTICS

REGULAR SEASON

		Tackles							Interceptions				Fumbles			Misc.		
Year	Team	GP	GS	Tot	S	A	Sk	Yds	No	Yds	Lg	TD	PD	FF	FR	Yds	TFL	STT
2016	Chicago	14	7	52	39	13	1.0	0.0	0	0	-	0	2	1	0	0	5.0	2
2017	Chicago	11	6	45	34	11	2.0	16.0	0	0	-	0	2	1	0	0	2.0	4
NFL totals		25	13	97	73	24	3.0	16.0	0	0	-	0	4	2	0	0	7.0	6

SEASON / CAREER / PLAYOFF HIGHS

	2017	Career	Playoff
Tackles	9, vs. GB (11/12)	9, twice	None
Solos	8, vs. GB (11/12)	9, vs. SF (12/4/16)	None
Tackles For Loss	1, twice	2, vs. SF (12/4/16)	None
Sacks	1, twice	1, three times	None



NICK KWIATKOSKI'S GAME-BY-GAME STATISTICS

2016 CHICAGO BEARS

Date	W/L	Opp.	Tkls-S	Sk-YL	INT-Yds	PD	FF	FR	TFL
9/11	L	at HOU			INACTIVE				
9/19	L	PHI			INACTIVE				
9/25*	L	at DAL	4-2	0-0	0-0	0	0	0	0
10/2	W	DET	2-1	0-0	0-0	0	0	0	0
10/9	L	at IND	0-0	0-0	0-0	0	0	0	0
10/16	L	JAX	1-1	0-0	0-0	0	0	0	0
10/20	L	at GB	1-1	0-0	0-0	0	0	0	0
10/31	W	MIN	0-0	0-0	0-0	0	0	0	0
11/3	L	at TB	1-0	0-0	0-0	0	0	0	0
11/20	L	at NYG	0-0	0-0	0-0	0	0	0	0
11/27*	L	TEN	6-4	0-0	0-0	0	0	0	0
12/4*	W	SF	10-9	0-0	0-0	2	0	0	2
12/11*	L	at DET	9-7	1-0	0-0	0	0	0	1
12/18*	L	GB	6-5	0-0	0-0	0	0	0	1
12/24*	L	WAS	8-7	0-0	0-0	0	0	0	0
1/1*	L	at MIN	4-3	0-0	0-0	0	0	0	1
Totals	1-6		52-39	1-0	0-0	2	0	0	5

2017 CHICAGO BEARS

Date	W/L	Opp.	Tkls-S	Sk-YL	INT-Yds	PD	FF	FR	TFL
9/10	L	ATL	1-0	0-0	0-0	0	0	0	0
9/17*	L	at TB	4-4	0-0	0-0	0	0	0	0
9/24	W	PIT			INACTIVE				
9/28	L	at GB			INACTIVE				
10/9	L	MIN			INACTIVE				
10/15	W	at BAL			INACTIVE				
10/22	W	CAR			DID NOT PLAY				
10/29	L	at NO	0-0	0-0	0-0	0	0	0	0
11/12	L	GB	9-8	1-12	0-0	0	0	0	1
11/19*	L	DET	2-2	1-4	0-0	0	1	0	0
11/26*	L	at PHI	1-1	0-0	0-0	0	0	0	0
12/3	L	SF	2-2	0-0	0-0	0	0	0	1
12/10	W	at CIN	3-2	0-0	0-0	2	0	0	0
12/16*	L	at DET	8-6	0-0	0-0	0	0	0	0
12/24*	W	CLE	7-4	0-0	0-0	0	0	0	0
12/31*	L	at MIN	8-5	0-0	0-0	0	0	0	0
Totals	1-5		45-34	2-16	0-0	2	1	0	2

*Denotes Game Started



22

CRE'VON
LEBLANC

Ht: 5-11

DOB: 7/25/1994

Bears Season: 3

Acquired: Acquired from waivers in 2016 (NE)

Wt: 190

College: Florida Atlantic

NFL Season: 3

DEFENSIVE BACK

PRO CAREER: Enters third NFL season, appearing in 28 games with 10 starts, recording 61 tackles, 13 pass breakups and 2 interceptions (one returned for a touchdown), 1 forced fumble, 1 TFL, 1 sack and 2 STTs ... returned an interception for a touchdown at DET (12/11/16), making the Bears the only team in the NFL to have two rookies record a defensive touchdown in 2016 (Leonard Floyd) and the first pair of Bears rookies to record a defensive touchdown since at least 1960.

CAREER TRANSACTIONS: Signed with the New England Patriots as an undrafted free agent out of Florida Atlantic (5/6/16) ... waived by the Patriots (9/3/16) ... signed with Chicago Bears (9/4/16). **SIGNED THROUGH 2018.**

2017 SEASON: Appeared in 15 games (1 start), recording 15 tackles, 3 pass defenses, 1 TFL, 1 forced fumble, 1 sack and 2 STTs.

PREVIOUS SEASONS: 2016: Appeared in 13 games (Games 2-14 & 16) with 9 starts (Games 7-14 & 16), recording 46 tackles, 13 pass breakups and 2 interceptions (1 returned for a touchdown) ... 2 interceptions tied for the team lead ... one of two players on Bears team to record a defensive touchdown.

COLLEGE: Earned second team All C-USA honors as a senior in 2015 and was named the team's Defensive MVP.

PERSONAL: Played for Roosevelt Blackmon at Glades Central High School in Belle Glade, Fla., where he recorded five interceptions, 75 tackles and one sack ... was credited with 10 pass breakups and three forced fumbles ... returned one punt and a kick for a score as a senior ... named first team all-area as both a junior and senior ... Nike South Florida All-Star.



CRE'VON LEBLANC'S CAREER STATISTICS

REGULAR SEASON

		Tackles							Interceptions					Fumbles			Misc.	
Year	Team	GP	GS	Tot	S	A	Sk	Yds	No	Yds	Lg	TD	PD	FF	FR	Yds	TFL	STT
2016	Chicago	13	9	46	36	10	0.0	0.0	2	24	24t	1	10	0	0	0	0.0	0
2017	Chicago	15	1	15	12	3	1.0	10.0	0	0	-	0	3	1	0	0	1.0	2
NFL totals		28	10	61	48	13	1.0	10.0	2	24	24t	1	13	1	0	0	1.0	2

ADDITIONAL STATS: 2016: 5 punt returns for 43 yards (8.6 avg.)

SEASON / CAREER / PLAYOFF HIGHS

	2017	Career	Playoff
Tackles	7, at PHI (11/26)	7, three times	None
Solos	6, at PHI (11/26)	7, at GB (12/18/16)	None
Pass Defenses	2, at PHI (11/26)	3, twice	None
Interceptions	None	1, twice	None

CRE'VON LEBLANC'S GAME-BY-GAME STATISTICS

2016 CHICAGO BEARS

Date	W/L	Opp.	Tkls-S	Sk-YL	INT-Yds	PD	FF	FR	TFL
9/11	L	at HOU		INACTIVE					
9/19	L	PHI		INACTIVE					
9/25	L	at DAL	2-1	0-0	0-0	0	0	0	0
10/2	W	DET	3-2	0-0	0-0	0	0	0	0
10/9	L	at IND	2-1	0-0	0-0	2	0	0	0
10/16	L	JAX	2-1	0-0	0-0	0	0	0	0
10/20*	L	at GB	6-6	0-0	0-0	3	0	0	0
10/31*	W	MIN	4-3	0-0	0-0	0	0	0	0
11/3*	L	at TB	5-2	0-0	0-0	1	0	0	0
11/20*	L	at NYG	4-4	0-0	0-0	0	0	0	0
11/27*	L	TEN	5-4	0-0	0-0	2	0	0	0
12/4*	W	SF	3-3	0-0	0-0	0	0	0	0
12/11*	L	at DET	4-4	0-0	1-24	3	0	0	0
12/18*	L	GB	4-3	0-0	0-0	2	0	0	0
12/24	L	WAS		INACTIVE					
1/1*	L	at MIN	2-2	0-0	1-0	0	0	0	0
Totals	2-7		48-36	0-0	2-24	13	0	0	0

2017 CHICAGO BEARS

Date	W/L	Opp.	Tkls-S	Sk-YL	INT-Yds	PD	FF	FR	TFL
9/10	L	ATL	0-0	0-0	0-0	0	0	0	0
9/17*	L	at TB	1-1	0-0	0-0	0	0	0	0
9/24	W	PIT	0-0	0-0	0-0	0	0	0	0
9/28	L	at GB	0-0	0-0	0-0	0	0	0	0
10/9	L	MIN	0-0	0-0	0-0	0	0	0	0
10/15	W	at BAL	0-0	0-0	0-0	0	0	0	0
10/22	W	CAR	0-0	0-0	0-0	0	0	0	0
10/29	L	at NO	1-1	0-0	0-0	0	0	0	0
11/12	L	GB	3-2	1-10	0-0	0	0	0	1
11/19*	L	DET	3-2	0-0	0-0	1	0	0	0
11/26*	L	at PHI	7-6	0-0	0-0	2	1	0	0
12/3	L	SF	0-0	0-0	0-0	0	0	0	0
12/10	W	at CIN	0-0	0-0	0-0	0	0	0	0
12/16*	L	at DET	0-0	0-0	0-0	0	0	0	0
12/24*	W	CLE	0-0	0-0	0-0	0	0	0	0
12/31*	L	at MIN	0-0	0-0	0-0	0	0	0	0
Totals	0-1		15-12	1-10	0-0	3	1	0	1

*Denotes Game Started



72

CHARLES
LENO, JR.

Ht: 6-3

Wt: 306

DOB: 10/9/1991

College: Boise State

Bears Season: 5

NFL Season: 5

Acquired: 7th round of the 2014 draft (246th overall)

OFFENSIVE LINE

PRO CAREER: Appeared in 54 contests with 46 starts in four seasons with Chicago (2014-17) ... owns 45 starts at LT and 1 start as a sixth eligible lineman ... has started the last 45 games at left tackle for the Bears entering the 2018 season, the only Bear on offense to start every game at the same position the past two seasons ... in 2015, helped the Bears offense to franchise's fourth-highest single-season gross passing total in 2015 (3,843 yards), fifth-highest single-season net passing total (3,660 yards) and sixth highest total for net yards (5,514) ... made NFL debut on November 9, 2014 at Green Bay ... made first NFL start on November 16, 2014 versus Minnesota as a sixth eligible lineman.

CAREER TRANSACTIONS: Selected by the Chicago Bears in the 7th round (246th overall) of the 2014 NFL Draft ... signed 4-year contract with the Bears (5/13/14) ... re-signed with Chicago (8/23/17). **SIGNED THROUGH 2021.**

2017 SEASON: Started all 16 games at left tackle, the second consecutive season starting all 16 games at LT.

PREVIOUS SEASONS: 2016: Started all 16 games at LT ... one of only two offensive players to start every game ... helped pave the way for rookie Jordan Howard to 1,313 rushing yards (2nd in NFL) ... helped the Bears to the 3rd most passing yards (gross and net) in franchise history. **2015:** Appeared in all 16 contests, with 13 starts (Games 4-16) at LT... helped the Bears offense to franchise's fourth-highest single-season gross passing total in 2015 (3,843 yards), fifth-highest single-season net passing total (3,660 yards) and sixth highest total for net yards (5,514). **2014:** Appeared in 6 contests with 1 start in his rookie season with the Bears, spending most of his time as a sixth eligible lineman ... made NFL debut at Green Bay (11/9) and first career start a week later vs. MIN (11/6) as a sixth eligible lineman ... saw action in Games 9-14 ... inactive Games 1-5, 7 and 8 and 16, while active but did not play in Games 6 and 15.

COLLEGE: Concluded his collegiate career at Boise State (2010-13) having started 39 consecutive games, including each of the last 26 at left tackle ... saw action in 49 games, accounting for 39 touchdown saving blocks and 245 knockdowns ... also blocked a field goal attempt on special teams ... named first-team All-Mountain West tackle as a senior and second-team all-conference as a junior ... a part of offensive line that ranked sixth nationally in sacks allowed (0.77 per game) as a junior and led the nation as a sophomore (0.62 per game).

PERSONAL: Played football and basketball, earning three varsity letters in each sport at San Leandro High School (San Leandro, Calif.) ... named first team all-conference as an offensive tackle and second-team all-conference as a defensive end as a senior ... earned honorable mention all-conference honors on offense as a junior ... also named first-team All-Metro, first-team all-East Bay and was selected to the "Cream of the Crop" Bay Area, which includes the top 22 players in the region.

CHARLES LENO'S CAREER STATISTICS

REGULAR SEASON

GAMES PLAYED-STARTED - 54-46: 2014 CHI (6-1); 2015 CHI (16-13); 2016 CHI (16-16); 2017 CHI (16-16).



75 KYLE LONG

**Ht:** 6-6**Wt:** 316**DOB:** 12/5/1988**College:** Oregon**Bears Season:** 6**NFL Season:** 6**Acquired:** 1st round of the 2013 draft (20th overall)

OFFENSIVE LINE

PRO CAREER: Appeared in 65 games with 64 starts (47 at RG, 16 at RT and 1 at LG) in five NFL seasons (2013-17) with Chicago ... three-time Pro Bowl selection, becoming first Bears player since Brian Urlacher (2000-02) to be named to the Pro Bowl in each of his first three professional football seasons and seventh Bears player to accomplish the feat overall (Long, Urlacher, Sayers, Butkus, Ditka, Casares and Harlon Hill) ... first Bears offensive lineman ever to be named to Pro Bowl in each of his first three professional football seasons ... helped pave the way for 1,000-yard rusher four times (M. Forte: 1,339 in 2013 and 1,038 in 2014 and Jordan Howard: 1,313 in 2016 and 1,122 in 2017) ... named to the PFWA's All-Rookie team in 2013 ... was the first Bears offensive lineman to reach the Pro Bowl since 2006 (R. Brown/O. Kreutz), the first Bears rookie to make the Pro Bowl squad since 2009 (J. Knox) and the first Bears rookie to make the Pro Bowl as a non-specialist since 2000 (B. Urlacher).

HONORS AND AWARDS: **2015:** Pro Bowl. **2014:** Pro Bowl; second team All-Pro (AP). **2013:** Pro Bowl; All-Rookie (PFWA, Gil Brandt & Mel Kiper).

CAREER TRANSACTIONS: Selected by the Chicago Bears in the 1st round (20th overall) of the 2013 NFL Draft ... signed 4-year contract with a 5th year option with the Bears (5/18/13) ... re-signed with Bears (9/7/16). **SIGNED THROUGH 2021.**

2017 SEASON: Played 10 games (9 starts), Inactive for games 1 and 2 ... placed on Injured Reserve on 12/5.


PREVIOUS SEASONS: **2016:** Started 8 games at RG before being put on Injured Reserve. **2015:** Started all 16 games at RT, en route to being named to his third consecutive Pro Bowl ... made his first career start at RT in Week 1 after spending his first two NFL seasons at RG ... helped the Bears offense to franchise's fourth-highest single-season gross passing total in 2015 (3,843 yards). **2014:** Named to second consecutive Pro Bowl after starting 15 contests at RG for the Bears ... Inactive Game 15 due to hip injury ... helped pave way for 1,000-yard rusher for second-consecutive season as Matt Forte gained 1,038 yards. **2013:** Earned his first trip to the Pro Bowl and multiple All-Rookie teams after starting all 16 games at RG ... helped the Bears offense set numerous franchise marks including total net yards, gross passing yards, net passing yards, passing touchdowns and first downs gained ... helped the offensive line achieve its lowest sack total (30) since 2008 and its lowest sack percentage (4.9) since 1982.

COLLEGE: Played in 11 games at Oregon, starting his final 5 contests at LG in 2012 ... at Saddleback (Mission Viejo, Calif.) Community College was a LT for 11 games in 2011 and a reserve defensive end for 11 contests in 2010 ...

PERSONAL: Attended St. Anne's-Belfield (Ivy, Va.) High School, playing football for head coach John Blake ... competed as a two-way lineman in football and as a left-handed pitcher and first baseman for the baseball team ... earned all-state honors in both sports as a sophomore, junior and senior In his last two seasons, he led the football team to back-to-back state championships ... in baseball, he was selected in the 23rd round of the 2008 Major League Baseball Draft by the Chicago White Sox, but decided to accept a baseball scholarship to Florida State ... brother, Chris, was a first round draft pick (2nd overall) in the 2008 NFL Draft by the St. Louis Rams and father, Howie, was an all-pro defensive end for the Oakland/Los Angeles Raiders and is a member of the Pro Football Hall of Fame.

KYLE LONG'S CAREER STATISTICS

GAMES PLAYED-STARTED - 65-64: 2013 CHI (16-16); 2014 CHI (15-15); 2015 CHI (16-16); 2016 CHI (8-8); 2017 (10-9).



99 AARON LYNCH



Ht: 6-6 **Wt:** 270
DOB: 2/8/1993 **College:** South Florida
Bears Season: 1 **NFL Season:** 5
Acquired: Unrestricted free agent in 2018 (SF)

LINEBACKER

PRO CAREER: Starts fifth professional season, appearing in 44 contests with 19 starts for the San Francisco 49ers (2014-17) ... has 83 tackles, 15.0 sacks, 28 TFLs, 1 fumble recovery and 7 pass breakups.

CAREER TRANSACTIONS: Drafted by the 49ers, signed to a four-year contract (5/13/14) ... declared free agent (3/14/18) ... signed by the Bears (3/15/18). **SIGNED THROUGH 2018.**

2017 SEASON: Limited to 7 games with a calf injury, recording 9 tackles, 2 TFLs, 1 fumble recovery and 1 sack with the 49ers.

PREVIOUS SEASONS: 2016: Appeared in 7 games (3 starts) and recorded 12 tackles and 1.5 sacks ... part of a 49ers defense that allowed 177 net yds. (99 rush, 78 pass) at LAR (12/24), the fewest given up by the 49ers defense in a single game since 11/19/12 vs. Chi. (143; 85 rush, 58 pass). **2015:** Played in 14 games (13 starts) and set career-highs with 46 tackles and 6.5 sacks ... recorded the first multi-sack game of his career vs. GB (10/4/15). **2014:** Played in 16 games (3 starts) and registered 23 tackles, 6.0 sacks and 4 pass breakups ... his 6.0 sacks on the season ranked 3rd in the NFL among rookies (Aaron Donald - 8.0, Jonathan Newsome - 6.5) ... added a blocked punt vs. CHI ... registered first career sack on Peyton Manning.

COLLEGE: Played in 24 games (16 starts) and totaled 63 tackles, 11.5 sacks, 1 FF, 1 FR, 19.5 TFLs and 3 PDs during his collegiate career ... in 2013 at the University of South Florida, earned First-Team All-AAC honors after playing in 12 games (10 starts), and recording 30 tackles, a team-leading 6.0 sacks and 12.5 TFLs, 1 FR and 1 PD ... in 2012, redshirted after transferring from Notre Dame ... as a true freshman for the Irish, earned Freshman First-Team All-America honors by the Football Writers Association of America ... played in 12 games (6 starts), and totaled 33 tackles, 5.5 sacks, 1 FF, 7 TFLs and 2 PDs.

PERSONAL: Attended Island Coast (Cape Coral, FL) HS where he was selected to first-team all-state, Florida Times-Union Super 75 squad, Florida Athletic Coaches Association Division 16 team and Fort Myers News-Press All-Area ... Ranked as the 3rd best DE and 15th best prospect overall in the ESPN 150 rankings while at Island Coast HS.

AARON LYNCH'S CAREER STATISTICS

REGULAR SEASON

Year	Team	GP	GS	Tackles				Interceptions				Fumbles			Misc.			
				Tot	S	A	Sk	Yds	No	Yds	Lg	TD	PD	FF	FR	Yds	TFL	STT
2014	San Francisco	16	3	23	17	6	6.0	39.0	0	0	-	0	4	0	0	0	9	0
2015	San Francisco	14	13	38	30	8	6.5	50.5	0	0	-	0	3	0	0	0	13	0
2016	San Francisco	7	3	13	12	1	1.5	6.5	0	0	-	0	0	0	0	0	4	0
2017	San Francisco	7	0	9	5	4	1.0	1.0	0	0	-	0	0	0	1	0	2	0
NFL totals		44	19	83	64	19	15.0	97.0	0	0	-	0	7	0	1	0	28	0

SEASON / CAREER / PLAYOFF HIGHS

	2017	Career	Playoff
Tackles	4, at HOU (12/10)	6, at NO (11/9/14)	None
Solos	2, at HOU (12/10)	5, three times	None
Sacks	1, at SEA (9/17)	2, twice	None
Tackles for Loss	1, twice	4, vs. GB (10/4/15)	None
Pass Defenses	None	1, seven times	None



AARON LYNCH'S GAME-BY-GAME STATISTICS

2014 SAN FRANCISCO 49ERS

Date	W/L	Opp.	Tkls-S	Sk-YL	INT-Yds	PD	FF	FR	TFL
9/7	W	at DAL	0-0	0-0	0-0	1	0	0	0
9/14	L	CHI	1-1	0-0	0-0	0	0	0	1
9/21	L	ARI	0-0	0-0	0-0	0	0	0	0
9/28	W	PHI	1-1	0-0	0-0	0	0	0	1
10/5	W	KC	1-0	0-0	0-0	1	0	0	0
10/13	W	at STL	0-0	0-0	0-0	0	0	0	0
10/19	L	at DEN	1-1	1-7	0-0	0	0	0	1
11/2	L	STL	1-1	1-3	0-0	1	0	0	1
11/9*	W	at NO	6-2	0-0	0-0	1	0	0	0
11/16*	W	at NYG	2-2	1-9	0-0	0	0	0	2
11/23	W	WAS	2-2	1-3	0-0	0	0	0	1
11/27	L	SEA	5-5	1-8	0-0	0	0	0	1
12/7	L	at OAK	0-0	0-0	0-0	0	0	0	0
12/14	L	at SEA	1-0	0-0	0-0	0	0	0	0
12/20*	L	SD	0-0	0-0	0-0	0	0	0	0
12/28	W	ARI	2-2	1-9	0-0	0	0	0	1
Totals	2-1		23-17	6-39	0-0	4	0	0	9

2015 SAN FRANCISCO 49ERS

Date	W/L	Opp.	Tkls-S	Sk-YL	INT-Yds	PD	FF	FR	TFL
9/14	W	MIN	3-3	1-14	0-0	1	0	0	2
9/20*	L	at PIT	0-0	0-0	0-0	0	0	0	0
9/27*	L	at ARI	4-3	0-0	0-0	0	0	0	1
10/4*	L	GB	4-4	2-15	0-0	0	0	0	4
10/11*	L	at NYG	1-1	0-0	0-0	0	0	0	1
10/18*	W	BAL	5-5	0-0	0-0	1	0	0	0
10/22*	L	SEA	5-5	2-11	0-0	0	0	0	2
11/1*	L	at STL	1-0	0-0	0-0	0	0	0	0
11/8*	W	ATL	3-2	1-9	0-0	0	0	0	1
11/22*	L	at SEA	3-1	0.5-1.5	0-0	0	0	0	1
11/29*	L	ARI	3-2	0-0	0-0	1	0	0	1
12/6*	W	at CHI	3-3	0-0	0-0	0	0	0	0
12/13*	L	at CLE		INACTIVE					
12/20*	L	CIN		INACTIVE					
12/27*	L	at DET	1-0	0-0	0-0	0	0	0	0
1/3*	W	STL	2-1	0-0	0-0	0	0	0	0
Totals	4-9		38-30	6.5-50.5	0-0	4	0	0	13

2016 SAN FRANCISCO 49ERS

Date	W/L	Opp.	Tkls-S	Sk-YL	INT-Yds	PD	FF	FR	TFL
INACTIVE WEEKS 1-4									
10/6*	L	ARI	2-2	0-0	0-0	0	0	0	1
10/16*	L	at BUF	0-0	0-0	0-0	0	0	0	0
10/23*	L	TB	3-3	1-4	0-0	0	0	0	1
INACTIVE WEEKS 8-14									
12/11	L	NYJ	1-0	0.5-2.5	0-0	0	0	0	0
12/18	L	at ATL	4-4	0-0	0-0	0	0	0	1
12/24	W	at LAR	1-1	0-0	0-0	0	0	0	0
1/1	L	SEA	2-2	0-0	0-0	0	0	0	1
Totals	0-3		13-12	1.5-6.5	0-0	0	0	0	4

2017 SAN FRANCISCO 49ERS

Date	W/L	Opp.	Tkls-S	Sk-YL	INT-Yds	PD	FF	FR	TFL
INACTIVE									
9/10	L	CAR							
9/17	L	at SEA	1-1	1-1	0-0	0	0	0	1
9/21	L	LAR	0-0	0-0	0-0	0	0	0	0
10/1	L	at ARI	1-1	0-0	0-0	0	0	0	1
10/8	L	at IND	2-1	0-0	0-0	0	0	0	0
10/15	L	at WAS	1-0	0-0	0-0	0	0	0	0
INACTIVE WEEKS 7-13									
12/10	W	at HOU	4-2	0.5-2.5	0-0	0	0	1	0
12/17	W	TEN	0-0	0-0	0-0	0	0	0	0
INACTIVE WEEKS 16-17									
Totals	0-0		9-5	1-1	0-0	0	0	1	2

LUNCH



70

BOBBY
MASSIE

Ht: 6-6

Wt: 317

DOB: 8/1/1989

College: Mississippi

Bears Season: 3

NFL Season: 7

Acquired: Unrestricted free agent in 2016 (ARI)

OFFENSIVE LINE

PRO CAREER: Entering his seventh NFL season appearing in 84 games with 76 starts with the Arizona Cardinals (2012-15) and Chicago Bears (2016-17) ... part of an offensive line that allowed just 27 sacks in 2015 (tied for 4th fewest in the NFL) and 28 sacks in 2014 (tied for the 6th fewest in the NFL) ... helped the Cardinals gain 6,692 yards from scrimmage in 2015, which ranked 2nd in the NFL and 2nd in franchise history ... one of six offensive linemen in the NFL that started all 16 contests as rookies in 2012 ... started 3 of 3 postseason contests.

CAREER TRANSACTIONS: Drafted in the 4th round (112th overall) of the 2012 NFL Draft by the Arizona Cardinals... Signed with Arizona (5/15/12)... Signed with the Chicago Bears (3/9/16). **SIGNED THROUGH 2018.**

2017 SEASON: Started 15 games at RT. Inactive for Game 16.

PREVIOUS SEASONS: 2016: Started 15 games at right tackle ... Inactive Game 10 ... paved the way for rookie Jordan Howard to 1,313 rushing yards (2nd in NFL) ... helped the Bears to the 3rd most passing yards (gross and net) in franchise history. **2015:** Started the Cardinals final 14 games of the regular season and both playoff games at RT... helped Arizona gain 6,692 yards from scrimmage, which ranked 2nd in the NFL and 2nd in franchise annals ... part of an offensive line that allowed just 27 sacks (tied for 4th fewest in the NFL) ... on the reserve/suspended list for the first two games of the season. **2014:** Started every game at RT, the second time in three years ... part of line that allowed just 28 sacks on the season, tied for the 6th fewest in the NFL in 2014. **2013:** Played in 8 games, seeing time at RT and as an eligible extra blocker ... inactive for the first 6 games of the season ... active but DNP vs. Sea (10/17) ... made season debut vs. Atlanta (10/27). **2012:** Started all 16 games at RT in his rookie season ... was the only Cardinals rookie to start every game and was one of six rookie offensive linemen in the NFL to start all 16 games as a rookie.

COLLEGE: Appeared in 37 games at Ole Miss, starting the final 29 contests at RT ... played three years at Mississippi after attending Hargrave Military Academy following his senior year of high school ... two-time All-SEC selection, never allowed a QB sack while playing with the first unit offensive line and finished his career with 239 knockdowns and 29 TD-resulting blocks ... helped lead the way for 14 individual 100-yard rushing performances and two 200-yard performances ... as a junior in '11, earned third team All-SEC honors from the league's coaches and was named first-team All-SEC by the NFL Draft Report after starting all 12 games at RT ... recorded 102 knockdowns, the most by any offensive tackle in the league ... attended Hargrave (Chatham, Va.) Military Academy following high school, where he was rated the top prep player in the nation.

PERSONAL: Attended Liberty Christian (Lynchburg, Va.) Academy ... named All-State and All-Virginia Independent first team selection as an offensive tackle and nose guard ... as a senior, part of a defensive unit that allowed 117 points en route to capturing their second league title, ranking 20th in the state while compiling a 13-0 record ... posted 21 tackles, 4 sacks and 1 interception ... helped guide the team to a 10-1 record and the league title as a junior, producing 35 tackles, 6 sacks, a forced fumble and a fumble recovery for a defensive unit that allowed only 88 points for the season ... participated in the Offense-Defense All-America Bowl.

BOBBY MASSIE'S CAREER STATISTICS

REGULAR SEASON

GAMES PLAYED-STARTED - 84-76: 2012 ARI (16-16); 2013 ARI (8-0); 2014 ARI (16-16); 2015 ARI (14-14); 2016 CHI (15-15); 2017 CHI (15-15).



27 SHERRICK McMANIS



Ht: 6-1

Wt: 193

DOB: 12/19/1987

College: Northwestern

Bears Season: 7

NFL Season: 9

Acquired: Trade with HOU in 2012

DEFENSIVE BACK

PRO CAREER: Appeared in 107 contests (5 starts) over eight seasons with Houston (2010-11) and Chicago (2012-17), recording 30 tackles, 1 interception and 5 pass breakups ... has added 96 STTs, 1 blocked punt (which was returned by the Bears for a touchdown), 1 blocked FG, 1 forced fumble and 3 fumble recoveries on special teams ... also owns 11 kickoff returns for 230 yards (20.9 avg) ... his 80 special teams tackles leads the Bears since joining the team 2012 ... has ranked in the top 3 on the Bears in special teams tackles in each of his six seasons with the Bears (1st in 2017, 2016 & 2015, 2nd in 2012 & 2014, 3rd in 2012).

HONOR AND AWARDS: 2012: NFC Special Teams Player of the Week (11/4/12).

CAREER TRANSACTIONS: Selected by the Houston Texans in the 5th round (144th overall) of the 2010 NFL Draft (5/28/10) ... traded to the Chicago Bears (8/31/12) ... declared free agent (3/11/14) ... re-signed by the Bears (3/19/14) ... declared free agent (3/10/15) ... re-signed with Chicago (4/1/15) ... declared free agent (3/9/16) ... resigned with the Bears (3/10/16) ... declared free agent (3/14/18) ... re-signed with the Bears (3/27/18). **SIGNED THROUGH 2019.**

2017 SEASON: Appeared in 13 games as a reserve, recording one tackle, a blocked field goal and a fumble recovery on special teams ... Added 12 STTs. Inactive for Games 7-9. **GAMES PLAYED-STARTED: 13-0**

PREVIOUS SEASONS: 2016: Appeared in all 16 games as a reserve defensive back and special teams contributor ... recorded 3 tackles ... led team with 13 STTs. **2015:** Saw action in all 16 contests, starting 4 (Games 1, 3 & 5-6) in a 3 CB-set, collecting 19 tackles and 3 pass breakups ... led the Bears with a career-high 17 special teams tackles. **2014:** Appeared in 12 games ... racked up 13 special teams tackles, which ranked second on the team ... added 1 FR off a muffed punt and 4 defensive tackles. **2013:** Played in 15 games with 1 start, the first of his career ... finished second on the Bears with 15 STTs. **2012:** Finished tied for third on the team with 10 STTs in 12 games ... helped the Bears set a franchise record in punt coverage allowing 3.4 ypr ... recovered 1 fumble ... named NFC Special Teams Player of the Week after blocking a punt week 9 at TEN (11/4/12), which was returned for a Bears touchdown. **2011:** Recorded 5 STTs in 9 games played in Houston ... returned 10 kickoffs for 205 yards (20.5 avg). **2010:** Saw action in 14 games with the Texans ... made 11 STTs, 2 defensive tackles and 1 INT.

COLLEGE: Finished sixth on NU's career INT list with nine and third on NU's career PBU list with 30 ... 2009 First Team All-Big Ten selection by media ... team's 2009 defensive most valuable player ... ranked first in Big Ten and eighth nationally in INTs.

PERSONAL: Attended Richwoods High School (Peoria, Ill.) where he earned team MVP and all-state honors (played eight different positions his senior year) ... earned all-state honors from the Champaign-Urbana News-Gazette ... first team Peoria Journal Star all-conference selection in 2005 ... won the Illinois state long jump his junior year.

SHERRICK McMANIS' CAREER STATISTICS

REGULAR SEASON

Year	Team	GP	GS	Tackles					Interceptions					Fumbles			Misc.	
				Tot	S	A	Sk	Yds	No	Yds	Lg	TD	PD	FF	FR	Yds	TFL	STT
2010	Houston	14	0	2	1	1	0.0	0.0	1	1	1	0	1	0	0	0	0.0	11
2011	Houston	9	0	0	0	0	0.0	0.0	0	0	-	0	0	1	0	0	0.0	5
2012	Chicago	12	0	0	0	0	0.0	0.0	0	0	-	0	0	0	1	0	0.0	10
2013	Chicago	15	1	1	1	0	0.0	0.0	0	0	-	0	1	0	0	0	0.0	15
2014	Chicago	12	0	4	3	1	0.0	0.0	0	0	-	0	0	0	1	0	0.0	13
2015	Chicago	16	4	19	12	7	0.0	0.0	0	0	-	0	3	0	0	0	0.0	17
2016	Chicago	16	0	3	3	0	0.0	0.0	0	0	-	0	0	0	0	0	0.0	13
2017	Chicago	13	0	1	1	0	0.0	0.0	0	0	-	0	0	0	0	0	0.0	12
Bears totals		84	5	28	20	8	0.0	0.0	0	0	-	4	4	2	2	0	0.0	80
NFL totals		107	5	30	21	9	0.0	0.0	1	1	1	0	5	1	2	0	0.0	96

ADDITIONAL STATS: Blocked Punts - 1: 1 at TEN (1/4/12). Kickoff Returns - 11 for 230 yards. Blocked FG - 1 vs. PIT (9/24/17).

SEASON / CAREER / PLAYOFF HIGHS

	2017	Career	Playoff
Tackles	1, at MIN (12/31)	6, at DET (10/18/15)	None
Solos	1, at MIN (12/31)	5, at DET (10/18/15)	None
Pass Defenses	None	1, five times	None
Interceptions	None	1, vs. NYG (10/10/10)	None



86

ZACH
MILLER

Ht: 6-5

Wt: 245

DOB: 10/4/1984

College: Nebraska-Omaha

Bears Season: 4

NFL Season: 9

Acquired: Waived free agent in 2013 (TB)

TIGHT END

PRO CAREER: Owns 146 receptions for 1,631 yards (11.2 avg) and 15 touchdowns in 66 games (33 starts) over six NFL seasons with the Jaguars (2009-11) and Bears (2015-17).

HONORS AND AWARDS: 2015: Brian Piccolo Award.

CAREER TRANSACTIONS: Selected in the sixth round (180th overall) of the 2009 NFL Draft by the Jaguars ... signed with Jacksonville (6/29/09) ... cut by the Jaguars (10/16/12) ... signed by Tampa Bay (1/2/13) ... cut by the Buccaneers (8/27/13) ... signed futures contract with Chicago (12/30/13) ... re-signed with the Bears (2/27/15) ... re-signed with Chicago (3/14/16) ... declared free agent (3/14/18) ... re-signed by the Bears (6/4/2018) ... placed on PUPL (6/5/2018). **SIGNED THROUGH 2019.**

2017 SEASON: Appeared in eight games (six starts), catching 20 passes for 236 yards (11.8 avg) and two touchdowns ... had five games with multiple catches ... caught a season-long 29-yard pass at Green Bay to set up a TD right before halftime ... caught Mitchell Trubisky's first career TD pass, a 20-yarder in the fourth quarter against Minnesota at home ... placed on Injured Reserve on 11/7 after suffering a leg injury in Week 8 at NO.

PREVIOUS SEASONS: 2016: Appeared in 10 games with 8 starts before going on I.R., hauling in a career-high 47 passes for 486 yards (10.3 avg) and 4 touchdowns ... recorded his third career multi-touchdown game at DAL (9/25) ... ranked tied for first on the team in receiving touchdowns and third in receiving yards. 2015: Appeared in 15 contests, starting 14 and collecting career-highs in receptions (34), receiving yards (43) and a team-high 5 touchdowns ... missed Game 16 due to a toe injury ... made Bears debut in Game 1 vs. Green Bay, marking the first time he appeared in a contest since October 16, 2011 ... his 2 receptions in Game 2 vs. Arizona were his first NFL receptions since October 2, 2011 ... hauled in game-winning 25-yard touchdown reception in 4th quarter of Game 8 at San Diego, his first touchdown catch since October 2, 2011 ... had first 100-yard receiving contests of his career in Game 9 at St. Louis (107 yards and 2 touchdowns on 5 receptions) ... 87-yard touchdown reception in Game 9 at St. Louis was the second longest reception ever by a Bears tight end and tied for seventh-longest overall in franchise history ... all 5 touchdowns came in the last 8 games in which he appeared. 2014: Spent entire regular season on I.R. after suffering a foot injury in the preseason. 2013: Spent the offseason with Tampa Bay but was waived by the Buccaneers before the start of the regular season. 2012: Placed on I.R. by Jacksonville prior to the start of the regular season due to a calf injury ... was waived off of Injured Reserve on October 16 and did not sign with another team that season. 2011: Caught 4 passes for 42 yards (10.5 ypr) and 1 TD in four games played with Jacksonville ... added 2 special teams tackles ... appeared in Games 2-4 and 6 ... inactive Game 1 due to a knee injury and Game 5 due to a shoulder injury ... placed on I.R. due to shoulder injury on October 18, causing him to miss the final 10 games of the season. 2010: Started 5-of-15 games played with Jacksonville, grabbing 20 receptions for 216 yards (10.8 ypc) and 1 TD. 2009: Appeared in 14 games, grabbing 21 receptions for 212 yards (10.1 ypr) and 2 TDs.

COLLEGE: Four-year letterman as a QB at Nebraska-Omaha (2005-08) ... began career at University of Nebraska as walk-on before transferring to Nebraska-Omaha ... served as a team captain for the final three seasons ... played TE for the first time at the 2009 Valero Cactus Bowl in Kingsville, Texas, a Division II all-star game held each January, finishing the contest with 5 receptions for 116 yards and 1 TD in that game ... was 305-of-501 passing for 4,096 yards and 26 TDs ... finished with 3,122 career rushing yards with school-record 50 TDs.

PERSONAL: Attended Bishop Neumann (Neb.) High School ... was three-sport letterman, competing in basketball, baseball and football ... he and his wife, Kristen, have a daughter, Izabella, and two sons, Kashton and Breckin.



ZACH MILLER'S CAREER STATISTICS

REGULAR SEASON

Year	Team	GP-GS	Rec	Yds	Avg	Lg	TD
2009	Jacksonville	14-0	21	212	10.1	62	2
2010	Jacksonville	15-5	20	216	10.8	52t	1
2011	Jacksonville	4-0	4	42	10.5	14t	1
2015	Chicago	15-14	34	439	12.9	87t	5
2016	Chicago	10-8	47	486	10.3	34	4
2017	Chicago	8-6	20	236	11.8	29	2
Bears totals		33-28	101	1,161	11.5	87t	11
NFL totals		66-33	146	1,631	11.2	87t	15

ADDITIONAL STATS: Kickoff Returns - 3 for 41 yards: 2009 (2 for 19 yards); 2010 (1 for 22 yards). **Rushing** - 3 for 12 yards: 2009 (1 for 3 yards); 2010 (2 for 9 yards). **Special Teams Tackles** - 23: 2009 (9); 2010 (12); 2011 (2).

SEASON / CAREER / PLAYOFF HIGHS

	2017	Career	Playoff
Receptions	6, at TB (9/17)	8, twice	None
Receiving Yards	45, at GB (9/28)	107, at STL (11/15/15)	None
Longest Reception	29, at GB (9/28)	87t, at STL (11/15/15)	None
Receiving TDs	1, twice	2, three times	None

ZACH MILLER'S GAME-BY-GAME STATISTICS

2009 JACKSONVILLE JAGUARS

Date	W/L	Opp.	Rec	Yds	Avg	Long	TD
9/13	L	at IND	INACTIVE DUE TO INJURY				
9/20	L	ARZ	INACTIVE DUE TO INJURY				
9/27	W	at HOU	0	0	-	-	0
10/4	W	TEN	3	14	4.7	7	0
10/11	L	at SEA	1	2	2.0	2	0
10/18	W	STL	1	14	14.0	14	0
11/1	L	at TEN	0	0	-	-	0
11/8	W	KC	0	0	-	-	0
11/15	W	at NYJ	1	11	11.0	11	0
11/22	W	BUF	0	0	-	-	0
11/29	L	at SF	1	10	10.0	10	0
12/6	W	HOU	3	74	24.7	62	0
12/13	L	MIA	0	0	-	-	0
12/17	L	IND	1	6	6.0	6	0
12/27	L	at NE	2	12	6.0	8	0
1/3	L	at CLE	8	69	8.6	20	2
Totals	0-0		21	212	10.1	62	2

2010 JACKSONVILLE JAGUARS

Date	W/L	Opp.	Rec	Yds	Avg	Long	TD
9/12	W	DEN	2	8	4.0	6	0
9/19	L	at SD	0	0	-	-	0
9/26	L	PHI	1	7	7.0	7	0
10/3	W	IND	0	0	-	-	0
10/10	W	at BUF	2	18	9.0	11	0
10/18	L	TEN	2	18	9.0	10	0
10/24	L	at KC	3	25	8.3	9	0
10/31	W	at DAL	0	0	-	-	0
11/14*	W	HOU	4	79	19.8	52t	1
11/21*	W	CLE	3	27	9.0	13	0
11/28	L	at NYG	0	0	-	-	0
12/5*	W	at TEN	3	34	11.3	18	0
12/12	W	OAK	0	0	-	-	0
12/19*	L	at IND	0	0	-	-	0
12/26*	L	WAS	0	0	-	-	0
1/2	L	at HOU	INACTIVE DUE TO INJURY				
Totals	3-2		20	216	10.8	52t	1

2011 JACKSONVILLE JAGUARS

Date	W/L	Opp.	Rec	Yds	Avg	Long	TD
9/11	W	TEN	INACTIVE DUE TO INJURY				
9/18	L	at NYJ	3	28	9.3	14	0
9/25	L	at CAR	0	0	-	-	0
10/2	L	NO	1	14	14.0	14t	1
10/9	L	CIN	INACTIVE DUE TO INJURY				
10/16	L	at PIT	0	0	-	-	0
Missed Games 7-16 after being placed on IR							
Totals	0-0		4	42	10.5	14t	1

2015 CHICAGO BEARS

Date	W/L	Opp.	Rec	Yds	Avg	Long	TD
9/13*	L	GB	0	0	-	-	0
9/20*	L	ARI	2	14	7.0	9	0
9/27*	L	at SEA	1	21	21.0	21	0
10/4*	W	OAK	0	0	-	-	0
10/11*	W	at KC	0	0	-	-	0
10/18*	L	at DET	0	0	-	-	0
11/1*	L	MIN	0	0	-	-	0
11/9	W	at SD	2	23	11.5	25t	1
11/15*	W	at STL	5	107	21.4	87t	2
11/22*	L	DEN	3	47	15.7	21	0
11/26*	W	at GB	2	10	5.0	7	1
12/6*	L	SF	1	6	6.0	6	0
12/13*	L	WAS	5	85	17.0	30	1
12/20*	L	at MIN	6	57	9.5	17	0
12/27*	W	at TB	7	69	9.9	18	0
1/3	L	DET	INACTIVE				
Totals	5-8		34	439	12.9	87t	5

2016 CHICAGO BEARS

Date	W/L	Opp.	Rec	Yds	Avg	Long	TD
9/11	L	at HOU	3	14	4.7	5	0
9/19*	L	PHI	4	33	8.3	12	0
9/25*	L	at DAL	8	78	9.8	26	2
10/2*	W	DET	3	31	10.3	17	1
10/9*	W	at IND	7	73	10.4	23	0
10/16*	L	JAX	6	36	6.0	11	0
10/20*	L	at GB	2	40	20.0	26	0
10/31*	W	MIN	7	88	12.6	21	0
11/13	W	at TB	4	32	8.0	12	0
11/20*	L	at NYG	3	61	20.3	34	1
11/27	W	TEN	INJURED RESERVE				
12/4	L	SF	INJURED RESERVE				
12/11	L	at DET	INJURED RESERVE				
12/18	L	GB	INJURED RESERVE				
12/24	W	WAS	INJURED RESERVE				
1/1	L	at MIN	INJURED RESERVE				
Totals	2-6		47	486	10.3	34	4

2017 CHICAGO BEARS

Date	W/L	Opp.	Rec	Yds	Avg	Long	TD
9/10*	L	ATL	4	39	9.8	12	0
9/17	L	vs. TB	6	42	7.0	12	0
9/24*	W	PIT	1	17	17.0	17	0
9/28*	L	at GB	2	45	22.5	29	0
10/9*	L	MIN	3	39	13.0	20t	1
10/15	W	at BAL	2	25	12.5	21t	1
10/22*	W	CAR	2	29	14.5	24	0
10/29*	L	at NO	0	0	0.0	-	0
INJURED RESERVE WEEKS 10-17							
Totals	2-4		20	236	11.8	29	2

*Denotes Game Skipped



16 PAT O'DONNELL



Ht: 6-4 Wt: 217
 DOB: 2/22/1991 College: Miami (FL)
 Bears Season: 5 NFL Season: 5
 Acquired: 6th round of the 2014 draft (191st overall)

PUNTER

PRO CAREER: Enters fifth campaign with Chicago (2014-17), recording 296 punts for 13,285 yards (44.9 gross avg - a Bears record) and landing 99 punts inside the 20 (3rd most all-time by a Bear) with 18 touchbacks ... 2 blocked punts and 1,326 return yards for a net average of 39.7 in 63 games ... named to the PFWA's and Mel Kiper's ESPN All-Rookie teams following the 2014 season ... adds one 38-yard passing touchdown on a fake punt vs. MIN (10/9/17).

HONORS AND AWARDS: 2014: All-Rookie (PFWA & Mel Kiper).

CAREER TRANSACTIONS: Selected by the Chicago Bears in the 6th round (191st overall) of the 2014 NFL Draft ... signed 4-year contract with the Bears (5/13/14) ... re-signed with Bears (3/16/18). **SIGNED THROUGH 2018.**

2017 SEASON: In 16 games, punted 87 times for 4,087 yards for a gross average of 47.0 (all career-highs) ... his 47.0 average ranks first in Bears single-season history ... landed 27 punts inside the 20 with 6 touchbacks ... threw a 38-yard passing touchdown on fake punt vs. MIN (10/9).

PREVIOUS SEASONS: 2016: Punted 68 times for 2,994 yards (44.0 gross avg) with 24 inside the 20, 5 touchbacks and 282 return yards for a 38.4 net average in 16 games ... 38.4 net punting average rank. 2015: Hit 70 punts for 3,097 yards (44.2 avg) with 28 inside the 20, 4 touchbacks and 197 return yards for a 39.7 net average in 15 contests ... 39.7 net punting yards ranks 2nd in Bears single season annals, 44.2 gross punting yards rank 4th and 28 punts downed inside the 20 ranked tied for 6th ... hit a career-long 72-yard punt in Game 3, the longest punt by a Bears player since Brad Maynard had a 75-yarder in the series finale of the 2002 season (12/29/02 vs. TB) ... missed Game 4 due to a knee injury. 2014: Finished rookie campaign connecting on 71 punts for 3,107 yards (43.8 gross avg) with 20 punts downed inside the 20, 3 touchbacks, 1 blocked punt and 335 opponent return yards for a 37.7 net avg ... 43.8 gross punting average was seventh highest in Bears single-season history ... named to PFWA and Mel Kiper's ESPN All-Rookie team.

COLLEGE: Appeared in 54 games for Cincinnati (2009-12) and Miami (2013) ... had 234 punts for 10,168 yards (43.5 avg) with 78 punts downed inside the opponent's 20 yard line ... set Miami's single-season record for yards-per-punt average (47.1) ... was named to various all-ACC teams following the 2013 season ... was also named the Hurricane's Special Teams MVP.

PERSONAL: Three-year letterwinner in both football and track and field at Palm Beach Central High School (Wellington, Fla.) ... averaged 45 yards on punts and had 95 percent touchback rate of kickoffs ... earned first team all-state and all-district honors as a senior ... co-winner of 2008 Lou Groza Award for top kicker in Palm Beach County ... played in 2009 Outback All-Star Game ... made 7 field goals as senior, including long of 52 yards.

PAT O'DONNELL'S CAREER STATISTICS

REGULAR SEASON

Year	Team	GP	Punts	Yds	Avg	Opp Ret	Yds	Net	TB	In-20	Lg	Blk
2014	Chicago	16	71	3,107	43.8	33	335	37.7	3	20	61	1
2015	Chicago	15	70	3,097	44.2	27	197	39.7	4	28	72	1
2016	Chicago	16	68	2,994	44.0	22	282	38.4	5	24	67	0
2017	Chicago	16	87	4,087	47.0	49	512	39.7	6	27	69	0
NFL totals		63	296	13,285	44.7	131	1,326	38.9	18	99	72	2

ADDITIONAL STATS: Special Teams Tackles - 5: 2014 (2); 2015 (2); 2017 (2). **Passing - 1** for 1, 38 yards, 1 touchdown.

SEASON / CAREER / PLAYOFF HIGHS

	2017	Career	Playoff
Punts	9, at BAL (10/15))	10, at SEA (9/27/15)	None
Punting Yards	420, at BAL (10/15)	477, at SEA (9/27/15)	None
Gross Avg. (Min 4)	54.0, at NO (12/31)	Same	None
Punts In-the-20	3, three times	4, twice	None
Longest Punt	69, vs. ATL (9/10)	72, at SEA (9/27/15)	None



PAT O'DONNELL'S GAME-BY-GAME STATISTICS

2014 CHICAGO BEARS

DATE	W/L	Opp.	No.	Yds	Avg	Net	Long	In-20
9/7	L	BUF	4	160	40.0	36.5	45	1
9/14	W	at SF	5	238	47.6	32.2	52	1
9/22	W	at NYJ	5	213	42.6	40.6	49	0
9/28	L	GB	0	0	-	-	-	0
10/5	L	at CAR	4	209	51.3	31.0	59	2
10/12	W	at ATL	5	201	40.2	34.2	46	2
10/19	L	MIA	3	159	53.0	45.7	58	2
10/26	L	at NE	4	189	47.3	33.0	61	0
11/9	L	at GB	4	171	42.8	38.8	54	0
11/16	W	MIN	2	59	29.5	29.5	35	1
11/23	W	TB	9	367	40.8	39.4	52	2
11/27	L	at DET	6	288	48.0	45.7	61	3
12/4	L	DAL	4	134	33.5	33.3	42	1
12/15	L	NO	6	299	49.8	46.3	56	3
12/21	L	DET	6	242	40.3	36.7	51	1
12/28	L	at MIN	4	182	45.5	32.8	56	1
Totals			71	3,107	43.8	37.7	61	20

2015 CHICAGO BEARS

DATE	W/L	Opp.	No.	Yds	Avg	Net	Long	In-20
9/13	L	GB	1	56	56.0	56.0	56	0
9/20	L	ARI	5	229	45.8	40.6	55	1
9/27	L	at SEA	10	477	47.7	38.4	72	3
10/4	W	OAK			INACTIVE			
10/11	W	at KC	5	235	47.0	43.6	49	0
10/18	L	at DET	5	222	44.4	44.4	52	2
11/1	L	MIN	5	221	44.2	28.8	53	1
11/9	W	at SD	2	85	42.5	42.5	44	1
11/15	W	at STL	4	187	46.8	42.8	52	2
11/22	L	DEN	4	137	34.3	34.3	41	2
11/26	W	at GB	8	323	40.4	37.8	46	4
12/6	L	SF	6	257	42.8	42.8	54	3
12/13	L	WAS	5	228	45.6	40.2	54	3
12/20	L	at MIN	4	161	40.3	40.3	45	3
12/27	W	at TB	4	177	44.3	35.4	48	2
1/3	L	DET	2	102	51.0	51.0	55	1
Totals			70	3,097	44.2	39.7	72	28

2016 CHICAGO BEARS

DATE	W/L	Opp.	No.	Yds	Avg	Net	Long	In-20
9/11	L	at HOU	7	296	42.3	38.1	47	2
9/19	L	PHI	4	151	37.8	37.8	51	1
9/25	L	at DAL	4	159	39.8	39.0	49	1
10/2	W	DET	4	196	49.0	14.0	51	0
10/9	L	at IND	2	92	46.0	36.0	46	0
10/16	L	JAX	6	261	43.5	43.0	50	4
10/20	L	at GB	5	225	45.0	43.8	48	3
10/31	W	MIN	5	222	44.4	41.4	53	3
11/13	L	at TB	5	218	43.6	42.6	53	2
11/20	L	at NYG	6	289	48.2	45.8	67	2
11/27	L	TEN	4	182	45.5	43.5	55	0
12/4	W	SF	6	233	38.8	28.0	52	2
12/11	L	at DET	4	188	47.0	40.3	52	2
12/18	L	GB	2	88	44.0	43.0	48	1
12/24	L	WAS	1	51	51.0	51.0	51	0
1/1	L	at MIN	3	143	47.7	32.7	54	1
Totals			68	2,994	44.0	38.4	67	24

2017 CHICAGO BEARS

DATE	W/L	Opp.	No.	Yds	Avg	Net	Long	In-20
9/10	L	ATL	5	244	48.8	40.0	69	3
9/17	L	at TB	3	168	56.0	43.7	63	1
9/24	W	PIT	6	267	44.5	42.0	62	2
9/28	L	at GB	3	147	49.0	47.3	59	2
10/9	L	MIN	7	307	43.9	32.3	59	2
10/15	W	at BAL	9	420	46.7	32.0	67	3
10/22	W	CAR	6	296	49.3	46.5	66	1
10/29	L	AT NO	5	270	54.0	45.6	61	2
11/12	L	GB	5	241	48.2	39.8	59	1
11/19	L	DET	4	186	46.5	40.8	55	1
11/26	L	at PHI	6	251	41.8	39.0	58	1
12/3	L	SF	5	199	39.8	35.6	49	3
12/10	W	at CIN	3	142	47.3	43.3	50	2
12/16	L	at DET	5	225	45.0	35.8	51	2
12/24	W	CLE	8	361	45.1	39.3	60	1
12/31	L	at MIN	7	363	51.9	44.6	57	0
Totals			87	4,087	47.0	39.7	69	27

O'DONNELL



1

CODY
PARKEY

Ht: 6-0

Wt: 190

DOB: 2/19/1992

College: Auburn

Bears Season: 1

NFL Season: 5

Acquired: Unrestricted free agent in 2018 (MIA)

KICKER

PRO CAREER: Enters his 5th NFL season, appearing in 49 games with the Philadelphia Eagles (2014-15), Cleveland Browns (2016) and Miami Dolphins (2017) ... has connected on 76 of 88 career field goals (86.4%) and 107 of 111 extra points ... selected to the Pro Bowl as a Rookie in 2014 with the Eagles.

HONORS AND AWARDS: 2014: Pro Bowl Selection.

CAREER TRANSACTIONS: Signed as an undrafted free agent by the Indianapolis Colts (5/11/14) ... traded to the Philadelphia Eagles (8/20/14) ... waived by the Eagles (9/3/16) ... signed by the Cleveland Browns (9/24/16) ... waived by the Browns (9/2/17) ... claimed by the Dolphins via waivers (9/3/17) ... declared free agent (3/14/18) ... signed by the Chicago Bears (3/14/18).

SIGNED THROUGH 2021.

2017 SEASON: Appeared in 16 games for the Miami Dolphins ... made 21 of 23 field goals (91.3%) ... made 26 of 29 PATs and totaled 89 points ... made a long field goal of 54. **GAMES PLAYED-STARTED: 16-0**

PREVIOUS SEASONS: 2016: Appeared in 14 games for the Cleveland Browns, making 20-of-25 field goals (80.0 pct) and 20-of-21 extra points. 2015: Appeared in 3 games with the Eagles before being placed on Injured Reserve ... made 3 of 4 FGs with a long of 46 yards ... placed on injured reserve with a groin injury in Week 4. 2014: Appeared in 16 games for the Eagles as a rookie ... Set a franchise scoring record and an NFL rookie scoring record with 150 points on the season ... named to the Pro Bowl, while also setting single-season franchise records with four 50-yard field goals and 46 touchbacks ... also tied a single-season record with a 88.9 percent conversion rate, making 32 of 36 attempts ... streak of 17 consecutive field goals marked the second-longest streak in Eagles history.

COLLEGE: Played in 46 career games at Auburn, finishing in the top five of every career kicking category in program history ... led the country with 69 touchbacks as a senior in 2013 ... added 14 of 19 field goal attempts ... made 11 of 14 field goals and all 27 extra point attempts as a junior ... converted on 13 of 18 field goal attempts and 41 of 42 extra points as a sophomore ... played in seven games as a freshman, mainly handling kickoff duties ... graduated with a bachelor's degree in communications.

PERSONAL: Native of Jupiter, Fla. ... attended Jupiter High School ... participated in various breast care awareness initiatives while with the Browns in 2016 ... took part in Browns Foundation events that focused on providing clothes and shoes for less fortunate youth, as well as toy drives during the holiday season ... involved with The Lutzje 43 Foundation, established in the memory of Auburn teammate Philip Lutzenkirchen, which aims to develop character in young athletes and coaches through leadership, charity, compassion, mentorship, hard work, honesty and faith.



CODY PARKEY'S GAME-BY-GAME STATISTICS

2014 PHILADELPHIA EAGLES

Date	W/L	Opp.	FGM	FGA	XPM	XPA	LG	Pts
9/7	W	JAX	2	2	4	4	51	10
9/15	W	at IND	3	4	3	3	36	12
9/21	W	WAS	3	3	4	4	51	13
9/28	L	at SF	0	0	3	3	-	3
10/5	W	STL	2	2	4	4	27	10
10/12	W	NYG	2	2	3	3	45	9
10/26	L	at ARI	2	2	2	2	54	8
11/2	W	at HOU	1	1	4	4	45	7
11/10	W	CAR	1	1	6	6	39	9
11/16	L	at GB	2	2	2	2	33	8
11/23	W	TEN	5	6	4	4	50	19
11/27	W	at DAL	4	4	3	3	31	15
12/7	L	SEA	0	0	2	2	-	2
12/14	L	DAL	2	2	3	3	47	9
12/20	L	at WAS	1	3	3	3	22	6
12/28	W	at NYG	2	2	4	4	39	10
Totals			32	36	54	54	54	150

2015 PHILADELPHIA EAGLES

Date	W/L	Opp.	FGM	FGA	XPM	XPA	LG	Pts
9/14	L	at ATL	1	2	3	3	29	6
9/20	L	DAL	1	1	1	1	46	4
9/27	W	at NYJ	1	1	3	3	30	6
PLACED ON INJURED RESERVE IN WEEK 4								
Totals			3	4	7	7	46	16

2016 CLEVELAND BROWNS

Date	W/L	Opp.	FGM	FGA	XPM	XPA	LG	Pts
SIGNED WITH TEAM IN WEEK 3								
9/25	L	at MIA	3	6	1	1	48	10
10/2	L	at WAS	2	2	2	2	51	8
10/9	L	NE	0	0	1	1	-	1
10/16	L	at TEN	2	2	2	2	45	8
10/23	L	at CIN	1	1	2	2	28	5
10/30	L	NYJ	2	2	2	2	41	8
11/6	L	DAL	1	2	1	1	31	4
11/10	L	at BAL	0	0	1	1	-	1
11/20	L	PIT	1	1	0	0	24	3
11/27	L	NYG	2	2	1	1	25	7
12/11	L	CIN	1	1	1	1	30	4
12/18	L	at BUF	2	2	1	1	40	7
12/24	W	SD	2	2	2	2	49	8
1/1	L	at PIT	1	2	3	3	34	6
Totals			20	25	20	21	51	80

2017 MIAMI DOLPHINS

Date	W/L	Opp.	FGM	FGA	XPM	XPA	LG	Pts
9/17	W	at LAC	1	1	1	1	54	13
9/24	L	at NYJ	0	1	0	1	-	0
10/1	L	NO	0	0	0	0	-	0
10/8	W	TEN	1	2	1	2	41	4
10/15	W	at ATL	2	2	2	2	49	8
10/22	W	NYJ	4	4	4	4	39	7
10/26	L	at BAL	0	0	0	0	-	0
11/5	L	OAK	1	2	1	2	49	4
11/13	L	at CAR	3	3	3	3	-	3
11/19	L	TB	2	2	2	2	31	8
11/26	L	at NE	2	2	2	2	28	5
12/3	W	DEN	4	4	4	4	37	7
12/11	W	NE	3	3	3	3	44	9
12/17	L	at BUF	1	1	1	1	41	10
12/24	L	at KC	1	1	1	1	44	7
12/31	L	BUF	1	1	1	1	36	4
Totals			21	23	26	29	54	89

CODY PARKEY'S CAREER STATISTICS

REGULAR SEASON

Year	Team	GP	FG-FGA	Pct	Lg	Blk	XP-XPA	Pct	Blk	Points
2014	Philadelphia	16	32-36	88.9	54	0	54-54	100.0	0	150
2015	Philadelphia	3	3-4	75.0	46	0	7-7	100.0	0	16
2016	Cleveland	14	20-25	80.0	51	0	20-21	95.2	0	80
2017	Miami	16	21-23	91.3	54	0	26-29	89.7	0	89
NFL totals		49	76-88	86.4	54	0	107-111	96.4	0	335

ADDITIONAL STATS: Special Teams Tackles -- 4; 2014 (3); 2017 (1).

Year	Team	1-19	Pct	20-29	Pct	30-39	Pct	40-49	Pct	50+	Pct
2014	Philadelphia	0-0	-	10-10	100.0	14-16	87.5	4-6	66.7	4-4	100.0
2015	Philadelphia	0-0	-	1-1	100.0	1-1	100.0	1-2	50.0	0-0	-
2016	Cleveland	0-0	-	6-6	100.0	6-6	100.0	7-12	58.3	1-1	100.0
2017	Miami	0-0	-	6-6	100.0	8-8	100.0	6-7	85.7	1-2	50.0
NFL totals		0-0	-	23-23	100.0	29-31	93.5	18-27	66.7	6-7	85.7

SEASON / CAREER / PLAYOFF HIGHS

	2017	Career	Playoff
FG Attempts	4, at LAC (9/17)	6, twice	None
Made FGs	4, at LAC (9/17)	5, vs. TEN (11/23/14)	None
Longest FG	54, at LAC (9/17)	54, twice	None
PAT Attempts	4, twice	6, vs. CAR (11/10/14)	None
Made PATs	4, twice	6, vs. CAR (11/10/14)	None
Points	15, at LAC (9/17)	19, vs. TEN (11/23/14)	None



95

ROY
ROBERTSON-HARRIS

Ht: 6-7

Wt: 294

DOB: 7/23/1993

College: UTEP

Bears Season: 2

NFL Season: 2

Acquired: Undrafted free agent in 2016

DEFENSIVE LINE

PRO CAREER: Appeared in 13 games for the Chicago Bears last season ... joined the team as an undrafted free agent in 2016, appearing in the first three preseason games before he was placed on the illness/non-football injury list.

CAREER TRANSACTIONS: Signed as an undrafted free agent to 2016. **SIGNED THROUGH 2018.**

2017 SEASON: Appeared in 13 games as a reserve, recording 12 tackles, 2 sacks, 2 TFL, 1 PD, 1 FR and 1 STT ... recorded his first career sack at Cincinnati on a sack of Andy Dalton (12/10) ... recorded his second sack in the season finale at Minnesota (12/31) where he also had a season-high four tackles.

COLLEGE: 2014 all-CUSA honorable mention player who tallied 138 career tackles, 25 TFLs, 10.5 sacks and 9 pass breakups in four seasons at UTEP (2012-15)... Team captain, started all 12 games as a senior... Placed 3rd on the team in tackles with 51, adding 7.5 TFLs, 2.5 sacks and 4 pass breakups... Started 13-of-13 games, posting 36 tackles, 9.5 TFLs, 3.5 sacks, 4 forced fumbles, 3 pass breakups and 1 fumble recovery... Ranked 1st on the team in TFLs, sacks and forced fumbles... 4 forced fumbles ranked tied for 2nd most in the conference... Helped UTEP reach its first Bowl game (New Mexico Bowl) since 2010 ... first team all-Area and all-District 5-5A defense selection as a senior at South Grand Prairie H.S. (Grand Prairie, TX) ... Collected 75 tackles, 26 TFLs, 9 sacks, 8 pass breakups and 1 fumble recovery ... Played defensive end and outside linebacker ... Two-time letter winner.

ROY ROBERTSON-HARRIS' CAREER STATISTICS

REGULAR SEASON

		Tackles							Interceptions					Fumbles			Misc.	
Year	Team	GP	GS	Tot	S	A	Sk	Yds	No	Yds	Lg	TD	PD	FF	FR	Yds	TFL	STT
2017	Chicago	13	0	12	7	5	2.0	7.0	0	0	-	0	1	0	0	0	2	1

SEASON / CAREER / PLAYOFF HIGHS

	2017	Career	Playoff
Tackles	4, at MIN (12/31)	Same	None
Solos	3, at MIN (12/31)	Same	None
Sacks	1, twice	Same	None
TFL	1, twice	Same	None

ROY ROBERTSON-HARRIS' GAME-BY-GAME STATISTICS

2017 CHICAGO BEARS

Date	W/L	Opp.	Tkls-S	Sk-YL	INT-Yds	PD	FF	FR	TFL
9/10	L	ATL	0-0	0-0	0-0	1	0	1	0
9/17	L	at TB	2-1	0-0	0-0	0	0	0	0
9/24	W	PIT	0-0	0-0	0-0	0	0	0	0
9/28	L	at GB	1-0	0-0	0-0	0	0	0	0
10/9	L	MIN	0-0	0-0	0-0	0	0	0	0
10/15	W	at BAL	0-0	0-0	0-0	0	0	0	0
10/22	W	CAR	0-0	0-0	0-0	0	0	0	0
10/29	L	at NO	INACTIVE						
11/12	L	GB	INACTIVE						
11/19	L	DET	0-0	0-0	0-0	0	0	0	0
11/26	L	at PHI	INACTIVE						
12/3	L	SF	2-2	0-0	0-0	0	0	0	0
12/10	W	at CIN	1-1	1-5	0-0	0	0	0	1
12/16	L	at DET	0-0	0-0	0-0	0	0	0	0
12/24	W	CLE	2-0	0-0	0-0	0	0	0	0
12/31	L	at MIN	4-3	1-2	0-0	0	0	0	1
Totals	0-0		12-7	2-7	0-0	1	0	1	2



12

ALLEN
ROBINSON II

Ht: 6-3

Wt: 211

DOB: 8/24/1993

College: Penn State

Bears Season: 1

NFL Season: 5

Acquired: Unrestricted free agent in 2018 (JAX)

WIDE RECEIVER

PRO CAREER: Appeared in 43 career NFL games (41 starts) over four seasons with the Jacksonville Jaguars (2014-17), recording 202 receptions for 2,848 yards (14.1 avg) and 22 touchdowns ... recorded four multiple TD games in Jacksonville, which are tied for the second most in franchise history ... recorded a reception in all 43 career games ... his 14 TD receptions in 2015 set the single-season franchise record.

HONORS AND AWARDS: 2015 - Pro Bowl Selection.

CAREER TRANSACTIONS: Drafted in the 2nd round (61st overall) of the 2014 NFL draft by the Jacksonville Jaguars ... declared free agent (3/14/18) ... signed with Chicago Bears (3/14/18). **SIGNED THROUGH 2021.**

2017 SEASON: Started the opening game, catching one pass for 17 yards before injuring his knee in the first quarter at Houston ... placed on Injured Reserve in Week 2 for the remainder of the season.

PREVIOUS SEASONS: 2016: Started all 16 games for the Jacksonville Jaguars, catching 73 passes for 883 yards (12.1 avg) and 6 touchdowns ... recorded two 100+ yard games: had 9 catches for 147 yards in Week 16 win vs. TEN and also had 9 catches for 107 yards in a Week 10 loss to HOU. **2015:** Started all 16 games, recording 80 receptions for 1,400 yards (17.5 avg) and 14 touchdowns ... 14 touchdowns set a single-season franchise record and tied for the NFL lead (Doug Baldwin, Brandon Marshall) ... set career-highs in receptions (10, at TEN 12/6), receiving yards (155, vs. MIA 9/15) and receiving TDs (3, at TEN 12/6) ... caught a career-long 90-yard touchdown at New Orleans (12/27) ... recorded six 100-yard receiving games, including two games with 150+ yards ... recorded 61 catches for first downs and 19 catches of 25+ yards. **2014:** Played in 10 games (8 starts) as a rookie, recording 48 receptions for 548 yards (11.4 avg) and 2 touchdowns ... Placed on Injured Reserve in Week 12 ... Was tied for first among rookies in receptions and fourth in receiving yards at the time of his injury.

COLLEGE: Played in 25 games with 24 starts at Penn State ... Finished career with 177 receptions for 2,474 yards (14.0 avg) with 17 touchdowns ... Ranked second in school history for career receptions ... Two-time Big Ten Conference Receiver of the Year and earned first-team All-Big Ten honors in back-to-back seasons ... Became third WR in school history to earn first-team All-American honors ... Led Big Ten in receptions and receiving yards in each of his last two seasons.

PERSONAL: Played football at St. Mary's Preparatory School in Detroit, Michigan ... Led team to Michigan Division III state championship game as a senior ... Recorded 44 receptions for 720 yards as a senior ... Returned two punts for TDs and added two interceptions ... Also was captain of the varsity basketball team.

ALLEN ROBINSON'S CAREER STATISTICS

REGULAR SEASON

Year	Team	GP-GS	Rec	Yds	Avg	Lg	TD
2014	Jacksonville	10-8	48	548	11.4	54	2
2015	Jacksonville	16-16	80	1,400	17.5	90t	14
2016	Jacksonville	16-16	73	883	12.1	42	6
2017	Jacksonville	1-1	1	17	17.0	17	0
NFL totals		43-41	202	2,848	14.1	90t	22

SEASON / CAREER / PLAYOFF HIGHS

	2017	Career	Playoff
Receptions.....	1, at HOU (9/10).....	10, at TEN (12/6/15).....	None
Receiving Yards.....	17, at HOU (9/10).....	155, vs. MIA (9/20/15).....	None
Longest Reception.....	17, at HOU (9/10).....	90t, at NO (12/27/15).....	None
Receiving TDs.....	None.....	3, at TEN (12/6/15).....	None



ALLEN ROBINSON'S GAME-BY-GAME STATISTICS

2014 JACKSONVILLE JAGUARS

Date	W/L	Opp.	Rec	Yds	Avg	Long	TD
9/7	L	at PHI	1	0	0.0	0	0
9/14	L	at WAS	4	75	18.8	54	0
9/21*	L	IND	7	79	11.3	21	0
9/28*	L	at SD	5	38	7.6	14	0
10/5*	L	PIT	5	51	10.2	17	0
10/12*	L	at TEN	8	68	8.5	15	0
10/19*	W	CLE	4	60	15.0	31t	1
10/26*	L	MIA	5	82	16.4	48t	1
11/2*	L	at CIN	4	35	8.8	13	0
11/9*	L	DAL	5	60	12.0	31	0

PLACED ON INJURED RESERVE WEEK 12

Totals	1-7		48	548	11.4	52	2
---------------	------------	--	-----------	------------	-------------	-----------	----------

2015 JACKSONVILLE JAGUARS

Date	W/L	Opp.	Rec	Yds	Avg	Long	TD
9/13*	L	CAR	1	27	27.0	27	0
9/20*	W	MIA	6	155	25.8	52	2
9/27*	L	at NE	4	68	17.0	37	0
10/4*	L	at IND	4	80	20.0	48	0
10/11*	L	at TB	7	72	10.3	21	2
10/18*	L	HOU	6	86	14.3	25	1
10/25*	W	BUF	6	98	16.3	23	1
11/8*	L	at NYJ	6	121	20.2	44	0
11/15*	W	at BAL	5	51	10.2	16	1
11/19*	W	TEN	5	113	22.6	38	0
11/29*	L	SD	5	56	11.2	25	1
12/6*	L	at TEN	10	153	15.3	44	3
12/13*	W	IND	1	4	4.0	4	0
12/20*	L	ATL	3	57	19.0	25	1
12/27*	L	at NO	6	151	25.2	90t	1
1/3*	L	at HOU	5	108	21.6	36	0

Totals	5-11		80	1,400	17.5	90t	14
---------------	-------------	--	-----------	--------------	-------------	------------	-----------

2016 JACKSONVILLE JAGUARS

Date	W/L	Opp.	Rec	Yds	Avg	Long	TD
9/11*	L	GB	6	72	12.0	22	0
9/18*	L	at SD	3	54	18.0	35	0
9/25*	L	BAL	7	57	8.1	14	2
10/2*	W	IND	5	55	11.0	17	1
10/16*	W	at CHI	3	49	16.3	18	0
10/23*	L	OAK	2	9	4.5	5	0
10/27*	L	at TEN	6	70	11.7	21	0
11/6*	L	at KC	7	76	10.8	29	1
11/13*	L	HOU	9	107	11.9	19	1
11/20*	L	at DET	3	18	6.0	11	1
11/27*	L	at BUF	2	24	12.0	24	0
12/4*	L	DEN	3	31	10.3	21	0
12/11*	L	MIN	1	17	17.0	17	0
12/18*	L	at HOU	2	15	7.5	9	0
12/24*	W	TEN	9	147	16.3	37	0
1/1*	L	at IND	5	82	16.4	42	0

Totals	3-13		73	883	12.1	42	6
---------------	-------------	--	-----------	------------	-------------	-----------	----------

2017 JACKSONVILLE JAGUARS

Date	W/L	Opp.	Rec	Yds	Avg	Long	TD
9/10*	W	at HOU	1	17	17.0	17	0

PLACED ON SEASON-ENDING IR IN WEEK 2

Totals	1-0		1	17	17.0	17	0
---------------	------------	--	----------	-----------	-------------	-----------	----------

*Denotes Game Started



48

PATRICK
SCALES

Ht: 6-4

DOB: 2/11/1988

Bears Season: 2

Acquired: Waived free agent in 2015 (BAL)

Wt: 239

College: Utah State

NFL Season: 3

LONG SNAPPER

PRO CAREER: Appeared in 23 contests as a long snapper for the Ravens (2014) and Bears (2015-17) during the regular season ... also appeared in 2 postseason contests as Ravens long snapper ... also spent time with the Miami Dolphins (2013), New York Jets (2013) and Tampa Bay Buccaneers (2014).

CAREER TRANSACTIONS: : Signed with the Baltimore Ravens as an undrafted free agent (7/28/11) ... waived by the Ravens (9/3/11) ... signed by Baltimore (4/30/12) ... waived by the Ravens (8/26/12) ... signed by the Miami Dolphins (4/8/13) ... waived by Miami (5/15/13) ... signed by the New York Jets (7/23/13) ... waived by the Jets (8/26/13) ... signed by the Tampa Bay Buccaneers (1/6/14) ... waived by the Buccaneers (4/9/14) ... signed by the Baltimore Ravens (12/18/14) ... re-signed with Baltimore (4/21/15) ... waived by the Ravens (8/31/15) ... signed by the Chicago Bears (11/28/15). **SIGNED THROUGH 2018.**

2017 SEASON: Spent season on Injured Reserve after suffering a knee injury in the preseason.

PREVIOUS SEASONS: **2016:** Appeared in 16 games as the team's long snapper. **2015:** Appeared in 5 contests (games 12-16) as the Bears long snapper ... spent preseason with Baltimore. **2014:** Appeared in 2 contests for Baltimore handling the long snapping duties ... made NFL debut on Dec. 21 at HOU ... was team's long snapper for both postseason contests ... spent part of the 2014 offseason with TB. **2013:** Signed by Miami during the 2013 offseason but was released prior to training camp ... signed with the NYJ, spending training camp with the team. **2012:** Spent a majority of the 2012 offseason and training camp with Baltimore but was released prior to the start of the regular season. **2011:** Entered the NFL with Baltimore as an undrafted free agent out of Utah State ... spent training camp with the team but was released prior to the start of the regular season.


COLLEGE: Saw action in 40 games during his career at Utah State, serving as the team's long snapper his final three seasons ... as a redshirt freshman in 2007, appeared in every game, collecting 2 STTs ... following the season, was awarded a full scholarship by the coaching staff ... redshirted as a true freshman in 2006 after walking on to the team.

PERSONAL: Attended Weber (Pleasant View, UT) HS, where he garnered second-team All-Region honors playing TE, DE and long snapper as a senior ... Also played basketball and baseball...Was an Academic all-State and all-Region honoree ... Father, Herbert, played football at Georgia Tech.

PATRICK SCALES' CAREER STATISTICS

REGULAR SEASON

GAMES PLAYED-STARTED - 23-0: 2014 BAL (2-0); 2015 GB (5-0); 2016 CHI (16-0); 2017 (0-0).



87

ADAM SHAHEEN



Ht: 6-6

Wt: 270

DOB: 10/24/1994

College: Ashland

Bears Season: 2

NFL Season: 2

Acquired: 2nd round of the 2017 draft (45th overall)

TIGHT END

PRO CAREER: Entering his second NFL season after appearing in 13 games (7 starts) as a rookie in 2017, catching 12 passes for 127 yards (10.6 avg) and 3 touchdowns.

CAREER TRANSACTIONS: Drafted in the 2nd round (45th overall) of the 2017 draft by the Bears. **SIGNED THROUGH 2020.**

2017 SEASON: Appeared in 13 games (7 starts), catching 12 passes for 127 yards (10.6 avg) and 3 touchdowns ... scored a touchdown in his first career start, on his first career reception against PIT in Week 3 ... season-high four receptions twice in Week 11 vs. DET (4, 41 yds, 1 TD) and Week 14 at CIN (4, 44 yds, 1 TD) ... season-long 31-yard reception vs. GB in Week 10.

COLLEGE CAREER: Caught 124 passes for 1,755 yards (14.1 avg) and 26 touchdowns in 31 career games at Ashland ... ranks 5th all time in school history in career receptions, 10th in career receiving yards and 2nd in catches in a season ... caught a school record 4 touchdowns vs. Northwood (10/9/16) ... as a junior led all Division II tight ends in receptions (52) and yards (867) and led all college football tight ends with 16 touchdown receptions, setting an Ashland single-season record in the process ... 1 of 42 candidates for the Harlon Hill Trophy, recognizing the best Division II college football player ... Ashland's breakout offensive standout as a redshirt sophomore ... set a new program standard for tight ends with 70 catches, also good for the highest total for any tight end at any NCAA level in 2015 ... added 803 yards and 10 touchdowns receiving ... following the season, earned American Football Coaches Association (AFCA) Division II Coaches' All-America, D2Football.com honorable mention All-American, College Sports Information Directors of American (CoSIDA) Academic All-American Division II second team.

PERSONAL: Averaged 19 points and 10 rebounds per game as a senior on his way to garnering All-Ohio Capital Conference honors ... posted career-highs of 44 points against and 20 rebounds against Licking Heights High School in 2012-13 ... also earned All-OCC and second-team all-district accolades as a football player ... played as a true freshman on the Pitt-Johnstown men's basketball team in 2013-14, averaging 13.2 minutes, 5.5 points and 3.1 rebounds in 26 games.

ADAM SHAHEEN'S CAREER STATISTICS

REGULAR SEASON

Year	Team	GP-GS	Rec	Yds	Avg	Lg	TD
2017	Chicago	13-7	12	127	10.6	31	3

SEASON / CAREER / PLAYOFF HIGHS

	2017	Career	Playoff
Receptions	4, twice	Same	None
Receiving Yards	44, at CIN (12/10)	Same	None
Longest Reception	31, vs. GB (11/12)	Same	None
Receiving TDs	1, three times	Same	None



CHICAGO BEARS PLAYERS

2017 CHICAGO BEARS

Date	W/L	Opp.	Rec	Yds	Avg	Long	TD
9/10	L	ATL	0	0	0.0	-	0
9/17	L	at TB	0	0	0.0	-	0
9/24*	W	PIT	1	2	2.0	2t	1
9/28*	L	at GB	0	0	0.0	-	0
10/9*	L	MIN	0	0	0.0	-	0
10/15*	W	at BAL	0	0	0.0	-	0
10/22	W	CAR	0	0	0.0	-	0
10/29*	L	at NO	0	0	0.0	-	0
11/12*	L	GB	2	39	19.5	31	0
11/19*	L	DET	4	41	10.3	22	1
11/26*	L	at PHI	1	1	1.0	1	0
12/3	L	SF	0	0	0.0	-	0
12/10	W	at CIN	4	44	11.0	18	1
12/16	L	at DET	INACTIVE				
12/24	W	CLE	INACTIVE				
12/31	L	at MIN	INACTIVE				
Totals	2-5		12	127	10.6	31	3

SHARHEEN/SIMS



88 DION SIMS

Ht: 6-4
DOB: 2/18/1991
Bears Season: 1
Acquired: Unrestricted free agent 2017 (MIA)

Wt: 271
College: Michigan State
NFL Season: 5

TIGHT END



PRO CAREER: Appeared in 70 games (36 starts) in five seasons with the Miami Dolphins (2013-16) and the Chicago Bears (2017), catching 89 passes for 879 (9.9 avg) yards and 9 touchdowns ... recorded 8 TDs with Dolphins in his four years.

CAREER TRANSACTIONS: Drafted by the Miami Dolphins in the 4th round (106th overall) ... declared free agent (3/9/17) ... signed by the Bears (3/9/17). **SIGNED THROUGH 2019.**

2017 SEASON: Started 14 games, catching 15 passes for 180 yards (12.0 avg) and 1 touchdown ... inactive for Games 9-10

PREVIOUS SEASONS: **2016:** Appeared in 14 games (11 starts) for the Miami Dolphins ... caught 26 passes for 256 yards (9.8 avg) and 4 touchdowns ... ranked 2nd on team in TDs ... 26 receptions and 4 TDs were both career-highs. **2015:** Appeared in 13 games (4 starts) for the Dolphins ... caught 18 passes for 127 yards and 1 touchdown ... **2014:** Saw action in 14 games (2 starts) for the Dolphins ... recorded 24 receptions for 284 yards and 2 touchdowns. **2013:** Played in 15 games (5 starts) as a rookie for the Dolphins ... caught 6 passes for 32 yards and 1 touchdown.

COLLEGE: Appeared in 38 games (13 starts) in 3 seasons at Michigan State ... totaled 59 receptions for 707 yards and 8 touchdowns in his career as a Spartan ... second-team All-Big Ten selection as a junior by coaches and the media, ESPN.com and Phil Steele ... selected first team All-Big Ten by CollegeFootballNews.com.

PERSONAL: Played football at St. Mary's Catholic High School in Orchard Lake, Mich. ... lettered in football and basketball ... earned All-American honors and was regarded as the fifth-best tight end in the nation as a senior ... had four catches for 86 yards (21.5 avg) and one touchdown ... earned first-team all-state honors in football as a junior ... led team in receptions with 29 catches for 604 yards (20.8 avg) and 3 touchdowns.



DION SIMS' CAREER STATISTICS

REGULAR SEASON

Year	Team	GP-GS	Rec	Yds	Avg	Lg	TD
2013	Miami	15-5	6	32	5.3	8	1
2014	Miami	14-2	24	284	11.8	38	2
2015	Miami	13-4	18	127	7.1	22	1
2016	Miami	14-11	26	256	9.8	28	4
2017	Chicago	14-14	15	180	12.0	27t	1
NFL totals		70-36	89	879	9.9	38	9

ADDITIONAL STATS: Kickoff Returns - 3 for 17 yards: 2011 (2 for 7 yards); 2014 (1 for 10 yards).

SEASON / CAREER / PLAYOFF HIGHS

	2017	Career	Playoff
Receptions	3, at NO (10/29).....	4, six times.....	5, at PIT (1/8/17)
Receiving Yards	42, at BAL (10/15).....	58, at NYJ (12/1/14).....	34, at PIT (1/8/17)
Longest Reception	27t, at BAL (10/15).....	38, at JAX (10/26/14).....	17, at PIT (1/8/17)
Receiving TDs	1, at BAL (10/15).....	2, at NYJ (12/17).....	None

DION SIMS' GAME-BY-GAME STATISTICS

2013 MIAMI DOLPHINS

Date	W/L	Opp.	Rec	Yds	Avg	Long	TD
9/8*	W	at CLE	0	0	0.0	-	0
9/15*	W	at IND	0	0	0.0	-	0
9/22	W	ATL	1	1	1.0	1t	1
9/30	L	at NO	0	0	0.0	-	0
10/6	L	BAL	0	0	0.0	-	0
10/20*	L	BUF	0	0	0.0	-	0
10/27*	L	at NE	1	4	4.0	4	0
10/31	W	CIN	INACTIVE				
11/11	L	at TB	0	0	0.0	-	0
11/17	W	SD	0	0	0.0	-	0
11/24	L	CAR	1	6	6.0	6	0
12/1	W	at NYJ	1	8	8.0	8	0
12/8*	W	at PIT	1	7	7.0	7	0
12/15	W	NE	1	6	6.0	6	0
12/22	L	at BUF	0	0	0.0	-	0
12/29	L	NYJ	0	0	0.0	-	0
Totals	3-2		6	32	5.3	8	1

2014 MIAMI DOLPHINS

Date	W/L	Opp.	Rec	Yds	Avg	Long	TD
9/7*	W	NE	1	9	9.0	9	0
9/14	L	at BUF	0	0	0.0	-	0
9/21	L	KC	0	0	0.0	-	0
9/28	W	at OAK	1	18	18.0	18t	1
10/12	L	GB	1	5	5.0	5	0
10/19	L	at CHI	2	33	16.5	26	0
10/26	W	at JAX	2	51	25.5	38	0
11/2	W	SD	INACTIVE				
11/9	W	at DET	INACTIVE				
11/13	L	BUF	2	11	5.5	8	0
11/23*	W	at DEN	4	31	7.8	16	0
12/1	L	at NYJ	4	58	14.5	20	0
12/7	W	BAL	2	18	9.0	12	0
12/14	W	at NE	0	0	0.0	-	0
12/21	W	MIN	3	35	11.7	17	1
12/28	W	NYJ	2	15	7.5	9	0
Totals	1-1		24	284	11.8	38	2

2015 MIAMI DOLPHINS

Date	W/L	Opp.	Rec	Yds	Avg	Long	TD
9/13	W	at WAS	0	0	0.0	-	0
DID NOT PLAY GAMES 2-4							
10/18	W	at TEN	4	33	8.3	16	1
10/25	W	HOU	1	-3	-3.0	-3	0
10/29	W	at NE	1	6	6.0	6	0
11/8*	W	at BUF	1	9	9.0	9	0
11/15*	L	at PHI	1	8	8.0	8	0
11/22	L	DAL	0	0	0.0	-	0
11/29	W	at NYJ	1	-1	-1.0	-1	0
12/6	W	BAL	1	4	4.0	4	0
12/14*	L	NYG	3	14	4.7	8	0
12/20*	W	at SD	1	9	9.0	9	0
12/27*	W	IND	1	8	8.0	8	0
1/3	W	NE	3	40	13.3	22	0
Totals	1-3		18	127	7.1	22	1

2016 MIAMI DOLPHINS

Date	W/L	Opp.	Rec	Yds	Avg	Long	TD
9/11	W	at SEA	0	0	0.0	-	0
9/18	L	at NE	1	21	21.0	21	0
9/25	L	CLE	4	46	11.5	18	0
9/29*	W	at CIN	1	9	9.0	9	0
10/9*	L	TEN	1	6	6.0	6	0
10/16*	L	PIT	1	12	12.0	12	0
10/23	W	BUF	INACTIVE				
11/6	W	NYJ	INACTIVE				
11/13*	W	at SD	0	0	0.0	-	0
11/20*	W	at LA	3	20	6.7	9	0
11/27*	W	SF	4	53	13.3	23	1
12/4*	L	at BAL	3	39	13.0	22	0
12/11*	W	ARI	2	9	4.5	7t	1
12/17*	L	at NYJ	4	31	7.8	28	2
12/24*	W	at BUF	2	10	5.0	7	0
1/1*	W	NE	0	0	0.0	-	0
Totals	7-4		26	256	9.8	28	4

2017 CHICAGO BEARS

Date	W/L	Opp.	Rec	Yds	Avg	Long	TD
9/10*	L	ATL	2	31	15.5	22	0
9/17*	L	at TB	0	0	0.0	-	0
9/24*	W	PIT	0	0	0.0	-	0
9/28*	L	at GB	1	8	8.0	8	0
10/9*	L	MIN	1	17	17.0	17	0
10/15*	W	at BAL	2	42	21.0	27t	1
10/22	W	CAR	0	0	0.0	-	0
10/29*	L	at NO	3	15	5.0	7	0
11/12	L	GB	INACTIVE				
11/19	L	DET	INACTIVE				
11/26*	L	at PHI	1	-3	-3.0	-3	0
12/3*	L	SF	1	5	5.0	5	0
12/10*	W	at CIN	2	32	16.0	19	0
12/16*	L	at DET	1	9	9.0	9	0
12/24*	W	CLE	1	24	24.0	24	0
12/31*	L	at MIN	0	0	0.0	-	0
Totals	5-9		15	180	12.0	27t	1



79

BRADLEY SOWELL



Ht: 6-7 **Wt:** 312
DOB: 6/6/1989 **College:** Mississippi
Bears Season: 2 **NFL Season:** 7
Acquired: Unrestricted free agent signing 2017 (SEA)

OFFENSIVE LINE

PRO CAREER: Appeared in 84 games (23 starts) over 6 seasons with the Indianapolis Colts (2012), Arizona Cardinals (2013-15), Seattle Seahawks (2016) and Chicago Bears (2017).

CAREER TRANSACTIONS: : Signed as an undrafted free agent by the Tampa Bay Buccaneers (4/30/12) ... signed to the Buccaneers practice squad (9/3/12) ... signed to the Colts active roster (9/11/12) ... waived by Colts (8/31/13) ... signed by Arizona Cardinals (9/1/13) ... re-signed by the Cardinals (2/26/15) ... signed by Seattle Seahawks (3/14/16) ... signed by Chicago Bears (5/2/17) ... re-signed with Bears (3/15/18). **SIGNED THROUGH 2019**

2017 SEASON: Appeared in all 16 games (2 starts).

PREVIOUS SEASONS: **2016:** Appeared in 10 games with 9 starts (6 at LT, 3 at RT) for the Seattle Seahawks. **2015:** Appeared in all 16 games for the Arizona Cardinals. **2014:** Appeared in all 16 games for the Arizona Cardinals. **2013:** Appeared in all 16 games with 12 starts at LT for the Arizona Cardinals. **2012:** Appeared in 10 games for the Indianapolis Colts.

COLLEGE: Two-time All-SEC honoree ... started 36 of 37 games, including the final 28 games, all at left tackle ... blocked for 17 individual 100-yard rushing performances, including a pair of 200-yard outbursts ... invited to participate in the East-West Shrine Game following his senior season ... named All-SEC third team by College Sports Madness in 2011 ... as a junior, helped Ole Miss lead the SEC in fewest sacks allowed and rank third in rushing offense ... helped the Rebels notch eight individual 100-yard rushing performances by four different runners.

PERSONAL: Played at Hernando High School in Hernando, Miss. ... ranked the No. 21 player in Mississippi by Rivals.com ... ranked the No. 20 player in Mississippi by the Sun Herald ... credited with over 50 "pancake" blocks.

BRADLEY SOWELL'S CAREER STATISTICS

REGULAR SEASON

GAMES PLAYED-STARTED - 84-23: 2012 IND (10-0); 2013 ARI (16-12); 2014 ARI (16-0); 2015 ARI (16-0); 2016 SEA (10-9); 2017 CHI (16-2).

POSTSEASON

GAMES PLAYED-STARTED - 5-0: 2012 IND (1-0); 2014 ARI (1-0); 2015 ARI (2-0); 2016 SEA (1-0).



53

JOHN
TIMU

Ht: 6-0

Wt: 246

DOB: 8/27/1992

College: Washington

Bears Season: 4

NFL Season: 4

Acquired: Undrafted free agent in 2015

LINEBACKER

PRO CAREER: In three seasons with the Bears (2015-17), appeared in 29 contests, with 9 starts, collecting 59 tackles, 7 TFLs, 2 fumble recoveries, 2 STTs and 2 pass breakups ... recorded 2 fumble recoveries at Tampa Bay (12/27/15), becoming first Bears rookie with 2 opponent fumble recoveries in a game since LB Bryan Knight (9/22/02).

CAREER TRANSACTIONS: Signed with the Bears as an undrafted free agent (5/3/15) ... waived by the Bears (10/6/15) ... signed to the Bears practice squad (10/8/15) ... signed to Chicago's active roster (12/15/15) ... released by the Bears (9/3/16) ... signed to the Bears practice squad (9/4/16) ... signed to the Bears active roster (9/28/16) ... waived by the Bears (9/2/17) ... added to Bears practice squad (9/3/17) ... added to active roster (9/23/17) ... declared free agent (3/14/18) ... re-signed by Chicago (3/20/18). **SIGNED THROUGH 2018.**

2017 SEASON: Appeared in 11 games (2 starts), recording 13 tackles, 2 TFLs and 1 pass breakup ... Added 2 STTs ... Inactive for Games 6-8.

PREVIOUS SEASONS: 2016: Appeared in 11 games with 4 starts (Games 3 & 11-13), recording 21 tackles 3 TFLs and 1 pass breakup ... added 2 STTs which ranked tied for 3rd on the team ... spent the first three weeks of the season on the practice squad. **2015:** Appeared in 7 contests, (Games 1-4, & 14-16), with 3 starts at ILB (Games 14-16) ... recorded 25 tackles, 1 TFL and 2 fumble recoveries ... both fumble recoveries came in Game 15 at TB, becoming first Bears rookie with 2 opponent fumble recoveries in a game since LB Bryan Knight (9/22/02) ... in first career start (Game 14 at MIN), led team with 9 tackles, including 1 TFL.

COLLEGE: Two-time honorable mention all-Pac-12 and three-time team captain out of Washington ... collected 328 tackles, 13.5 TFLs, 25 pass breakups, 4 forced fumbles, 2 fumble recoveries, 6 interceptions (2 return touchdowns) and 4 sacks in 51 career games ... earned honorable mention all-Pac-12 and Academic all-Pac-12 as a senior ... earned the Chuck Niemi Big Hit Award at the team's postseason banquet ... started all 14 regular-season games at linebacker ... collected a career-high 108 tackles, 1.5 TFLs, 12 pass breakups, 1 forced fumble, 1 fumble recovery and 2 interceptions, which were both returned for TDs.

PERSONAL: Attended Long Beach Jordan H.S. (Long Beach, Calif.) ... saw senior season cut short with an injury early in the second game of the year ... as a junior, was named the Moore League's player of the year as a quarterback ... passed for 1,395 yards and rushed for 642 in 2008 ... accounted for a total of 20 touchdowns as a junior.

JOHN TIMU'S CAREER STATISTICS

REGULAR SEASON

		Tackles							Interceptions					Fumbles			Misc.	
Year	Team	GP	GS	Tot	S	A	Sk	Yds	No	Yds	Lg	TD	PD	FF	FR	Yds	TFL	STT
2015	Chicago	7	3	25	22	3	0.0	0.0	0	0	-	0	0	0	0	0	1.0	0
2016	Chicago	11	4	21	15	6	0.0	0.0	0	0	-	0	1	0	0	0	4.0	2
2017	Chicago	11	2	13	10	3	0.0	0.0	0	0	-	0	1	0	0	0	2.0	2
NFL totals		29	9	59	47	12	0.0	0.0	0	0	-	0	2	0	2	0	7.0	4

SEASON / CAREER / PLAYOFF HIGHS

	2017	Career	Playoff
Tackles	4, vs. MIN (10/9)	9, twice	None
Solos	3, vs. MIN (10/9)	8, twice	None
Tackles For Loss	1, vs. MIN (10/9)	Same	None



59 DANNY TREVATHAN



Ht: 6-1 Wt: 239
 DOB: 3/24/1990 College: Kentucky
 Bears Season: 3 NFL Season: 7
 Acquired: Unrestricted free agent in 2016 (DEN)

LINEBACKER

PRO CAREER: Started 52-of-71 career games in six seasons with the Denver Broncos (2012-15) and the Chicago Bears (2016-17), producing 437 tackles, 6 sacks, 6 interceptions – including 1 returned for a touchdown, 26 pass breakups, 16 TFLs, 4 forced fumbles and 2 fumble recoveries... Led the Broncos in total tackles (275) over his four seasons with the team (2012-15)... His 125 tackles in 2013 were the most by a Broncos defender since 2007 ... Led the Broncos in tackles twice (125 in 2013 & 109 in 2015)... Appeared in 7 postseason contests with 6 starts ... Collected 46 tackles, 1 pass breakup, 2 TFLs and 1 fumble recovery during the playoffs ... Won Super Bowl 50 with the Broncos.

CAREER TRANSACTIONS: Drafted by the Denver Broncos in the 6th round (188th overall) of the 2012 NFL Draft ... signed with the Broncos (5/22/12) ... declared free agent (3/9/16) ... signed with the Chicago Bears (3/9/16). **SIGNED THROUGH 2019.**

2017 SEASON: Started 12 games, recording 91 tackles, 3 sacks, 1 interception, 4 TFLs, 1 forced fumble, 1 fumble recovery and 5 pass breakups ... intercepted Cam Newton in Week 7 to help seal at 17-3 win over the Panthers ... recorded five 10+ tackle games, including a season-high 13 tackles twice at Green Bay in Week 4 and at New Orleans in Week 8.

PREVIOUS SEASONS: **2016:** Appeared in 9 games (Games 1-2 & 5-11) with 8 starts (Games 1-2, 5-6 and 8-11) recording 73 tackles, 3 pass breakups, 1 sack and 1 TFL before going on injured reserve. **2015:** Started all 15 games he appeared in for the Super Bowl Champion Denver Broncos ... recorded a team-high 109 tackles, 2 interceptions, 1 interception return touchdown, 6 pass breakups and 3 TFLs ... started all 3 of Denver's playoff games, posting a team-high 22 tackles with 1 pass breakup, 1 TFL and 2 fumble recoveries. **2014:** Finished the season with 11 tackles in 3 games (1 start) ... placed on injured reserve December 16 with a knee injury. **2013:** Started 16-of-16 contests for Denver posting career highs in tackles (125), sacks (2), interceptions (3), pass breakups (10), TFLs (7), forced fumbles (3) and fumble recoveries (1) ... added 4 STTs ... 125 tackles led the Broncos ... appeared in 3 postseason contests, producing 24 tackles and 1 TFL ... made a game-high 12 tackles in Super Bowl XLVIII vs. SEA (2/2). **2012:** Played in all 16 games for the Broncos as a rookie ... collected 30 tackles, 1 sack, 2 pass breakups and 1 TFL ... added 3 special teams tackles ... finished second among the team's rookies with 30 defensive stops.

COLLEGE: Saw action in all 52 possible games with 31 starts at Kentucky and totaled 374 career tackles (198 solo), 6 sacks, 4 interceptions, 9 passes breakups, 11 forced fumbles and 2 fumble recoveries ... led the SEC in tackles during each of his final two seasons ... named National Linebacker of the Year (College Football Performance Awards), second-team All-America (SI.com) and second-team All-SEC as a senior after leading the Wildcats in tackles (143), sacks (3), interceptions (4) and forced fumbles (5) ... totaled a career-high 144 tackles as a junior in 2010 and became the first Kentucky linebacker to earn first-team All-America honors (CollegeFootballNews.com) in addition to receiving first-team All-SEC recognition.

PERSONAL: Three-year starter for Leesburg (Fla.) High School, where he was a third-team all-state selection by the Florida Sportswriters Association as a senior ... totaled 117 tackles, 5.5 sacks and 3 forced fumbles on defense in addition to playing quarterback and running back on offense during his final prep campaign ... his father, Vincent Hicks, played football at Toledo.

DANNY TREVATHAN'S GAME-BY-GAME STATISTICS

2012 DENVER BRONCOS

Date	W/L	Opp.	Tkls-S	Sk-YL	INT-Yds	PD	FF	FR	TFL
9/9	W	PIT	0-0	0-0	0-0	0	0	0	0
9/17	L	at ATL	0-0	0-0	0-0	0	0	0	0
9/23	L	HOU	0-0	0-0	0-0	0	0	0	0
9/30	W	OAK	1-1	0-0	0-0	0	0	0	0
10/7	L	at NE	2-0	0-0	0-0	0	0	0	0
10/15	W	at SD	4-3	0-0	0-0	0	0	0	0
10/28	W	NO	3-3	0-0	0-0	1	0	0	0
11/4	W	at CIN	6-1	1-0	0-0	0	0	0	0
11/11	W	at CAR	2-2	0-0	0-0	1	0	0	0
11/18	W	SD	1-1	0-0	0-0	0	0	0	1
11/25	W	at KC	0-0	0-0	0-0	0	0	0	0
12/2	W	TB	3-3	0-0	0-0	0	0	0	0
12/6	W	at OAK	4-3	0-0	0-0	0	0	0	0
12/16	W	at BAL	3-3	0-0	0-0	0	0	0	0
12/23	W	CLE	1-1	0-0	0-0	0	0	0	0
12/30	W	KC	0-0	0-0	0-0	0	0	0	0
Totals 0-0			30-21	1-0	0-0	2	0	0	1

POSTSEASON

1/12	L	BAL	0-0	0-0	0-0	0	0	0	0
------	---	-----	-----	-----	-----	---	---	---	---

2013 DENVER BRONCOS

Date	W/L	Opp.	Tkls-S	Sk-YL	INT-Yds	PD	FF	FR	TFL
9/5*	W	BAL	4-4	0-0	1-29	2	0	0	0
9/15*	W	at NYG	10-8	1-9	0-0	0	0	0	1
9/23*	W	OAK	6-3	0-0	0-0	0	0	0	0
9/29*	W	PHI	10-9	0-0	0-0	1	0	0	1
10/6*	W	at DAL	5-4	0-0	1-0	1	0	0	0
10/13*	W	JAX	5-3	0-0	1-0	1	0	0	0
10/20*	L	at IND	8-2	0-0	0-0	1	0	0	0
10/27*	W	WAS	10-6	0-0	0-0	1	0	0	1
11/10*	W	at SD	11-9	0-0	0-0	0	0	0	0
11/17*	W	KC	10-6	0-0	0-0	0	1	0	0
11/24*	L	at NE	12-5	0-0	0-0	0	1	1	0
12/1*	W	at KC	4-4	0-0	0-0	1	0	0	0
12/8*	W	TEN	6-4	0-0	0-0	1	0	0	1
12/12*	L	SD	10-7	0-0	0-0	0	0	0	0
12/22*	W	at HOU	8-6	1-9	0-0	1	0	0	2
12/29*	W	at OAK	6-5	0-0	0-0	0	0	0	1
Totals 13-3			30-21	2-18	3-29	10	3	1	7



POSTSEASON

1/12*	W	SD	4-3	0-0	0-0	0	0	0	0
1/19*	W	NE	8-8	0-0	0-0	0	0	0	0
2/2*	L	SEA	7-5	0-0	0-0	0	0	0	1
Totals	2-1		24-18	0-0	0-0	0	0	0	1

2014 DENVER BRONCOS

Date	W/L	Opp.	Tkls-S	Sk-YL-INT-Yds	PD	FF	FR	TFL
9/7	W	IND		INACTIVE				
9/14	W	KC		INACTIVE				
9/21	L	at SEA		INACTIVE				
10/5	W	ARI	7-6	0-0	0-0	0	0	0
10/12*	W	at NYJ	0-0	0-0	0-0	0	0	0
10/19	W	SF		INACTIVE				
10/23	W	SD		INACTIVE				
11/2	L	at NE		INACTIVE				
11/9	W	at OAK		INACTIVE				
11/16	L	at STL		INACTIVE				
11/23	W	MIA		INACTIVE				
11/30	W	at KC		INACTIVE				
12/7	W	BUF		INACTIVE				
12/14	W	at SD	4-3	0-0	0-0	0	0	0
12/22	L	at CIN		INJURED RESERVE				
12/28	W	OAK		INJURED RESERVE				
Totals	1-0		11-9	0-0	0-0	0	0	0

2015 DENVER BRONCOS

Date	W/L	Opp.	Tkls-S	Sk-YL-INT-Yds	PD	FF	FR	TFL
9/13*	W	BAL	9-6	0-0	0-0	0	0	0
9/17*	W	at KC	7-7	0-0	0-0	0	0	1
9/27*	W	at DET	3-1	0-0	0-0	0	0	0
10/4*	W	MIN	2-1	0-0	0-0	1	0	0
10/11*	W	at OAK	10-7	0-0	0-0	1	0	0
10/18*	W	at CLE	8-6	0-0	0-0	0	0	0
11/1*	W	GB	2-1	0-0	0-0	0	0	0
11/8*	L	at IND	19-6	0-0	0-0	1	0	1
11/15*	L	KC	6-4	0-0	0-0	1	0	0
11/22*	W	at CHI	8-7	0-0	1-14	1	0	0
11/29*	W	NE	4-4	0-0	0-0	0	0	0
12/6*	W	at SD	2-2	0-0	1-25	1	0	0
12/13	L	OAK		INACTIVE				
12/20*	L	at PIT	8-6	0-0	0-0	0	0	0
12/28*	W	CIN	12-8	0-0	0-0	0	0	0
1/3*	W	SD	9-7	0-0	0-0	0	0	1
Totals	12-3		109-73	0-0	2-39	6	0	3

POSTSEASON

1/17*	W	PIT	9-8	0-0	0-0	0	0	0	1
1/24*	W	NE	5-4	0-0	0-0	1	0	0	0
2/7*	W	CAR	8-4	0-0	0-0	0	0	2	0
Totals	3-0		22-16	0-0	0-0	1	0	2	1

2016 CHICAGO BEARS

Date	W/L	Opp.	Tkls-S	Sk-YL-INT-Yds	PD	FF	FR	TFL
9/11*	W	at HOU	12-7	1-7	0-0	0	0	1.0
9/19*	W	PHI	6-4	0-0	0-0	0	0	0.0
9/25	W	at DAL		INACTIVE				
10/2	W	DET		INACTIVE				
10/9*	W	at IND	4-2	0-0	0-0	0	0	0.0
10/16*	W	JAX	6-5	0-0	0-0	1	0	0.0
10/20	W	at GB	7-5	0-0	0-0	0	0	0.0
10/31*	L	MIN	7-3	0-0	0-0	2	0	0.0
11/13*	L	at TB	14-9	0-0	0-0	1	0	0.0
11/20*	W	at NYG	11-9	0-0	0-0	0	0	0.0
11/27*	W	TEN	6-5	0-0	0-0	0	0	0.0
12/4	W	SF		INJURED RESERVE				
12/11	L	at DET		INJURED RESERVE				
12/18	L	GB		INJURED RESERVE				
12/24	W	WAS		INJURED RESERVE				
1/1	W	at MIN		INJURED RESERVE				
Totals	1-6		73-49	1-7	0-0	4	0	1.0

2017 CHICAGO BEARS

Date	W/L	Opp.	Tkls-S	Sk-YL-INT-Yds	PD	FF	FR	TFL
9/10*	L	ATL	2-2	0-0	0-0	0	0	0
9/17*	L	at TB	4-3	0-0	0-0	1	0	0
9/24*	W	PIT	10-8	0-0	0-0	0	0	0
9/28*	L	at GB	13-6	0-0	0-0	0	0	0
10/9	L	MIN		SUSPENDED				
10/15*	W	at BAL	6-5	1-7	0-0	0	0	1
10/22*	W	CAR	4-3	1-7	1-8	2	0	1
10/29*	L	at NO	13-9	0-0	0-0	0	0	1
11/12	L	GB		INACTIVE				
11/19	L	DET		INACTIVE				
11/26	L	at PHI		INACTIVE				
12/3*	L	SF	11-10	0-0	0-0	0	0	1
12/10*	W	at CIN	10-4	0-0	0-0	1	0	0
12/16*	L	at DET	4-2	0-0	0-0	0	0	0
12/24*	W	CLE	7-5	0-0	0-0	1	1	0
12/31*	L	at MIN	7-4	0-0	0-0	0	0	0
Totals	5-7		91-61	2-14	1-8	5	1	4

DANNY TREVATHAN'S CAREER STATISTICS

REGULAR SEASON

		Tackles							Interceptions				Fumbles			Misc.		
Year	Team	GP	GS	Tot	S	A	Sk	Yds	No	Yds	Lg	TD	PD	FF	FR	Yds	TFL	STT
2012	Denver	16	0	30	21	9	1.0	0.0	0	0	-	0	2	0	0	0	1	3
2013	Denver	16	16	125	85	40	2.0	18.0	3	29	29	0	10	3	1	0	7	4
2014	Denver	3	1	11	9	2	0.0	0.0	0	0	-	0	0	0	0	0	0	0
2015	Denver	15	15	109	73	36	0.0	0.0	2	39	25t	1	6	0	0	0	3	0
2016	Chicago	9	8	73	49	24	1.0	7.0	0	0	-	0	3	0	0	0	1	0
2017	Chicago	12	12	89	60	30	2.0	14.0	1	8	8	0	5	1	1	0	4	0
Bears totals		21	20	162	109	54	3.0	21.0	1	8	8	0	8	1	1	0	5	0
NFL totals		71	52	437	297	141	6.0	39.0	6	74	29	1	26	4	2	0	16	7

POSTSEASON

		Tackles							Interceptions				Fumbles			Misc.		
Year	Team	GP	GS	Tot	S	A	Sk	Yds	No	Yds	Lg	TD	PD	FF	FR	Yds	TFL	STT
2012	Denver	1	0	0	0	0	0.0	0.0	0	0	-	0	0	0	0	0	0	0
2013	Denver	3	3	24	18	6	0.0	0.0	0	0	-	0	0	0	0	0	1	1
2015	Denver	3	3	22	16	6	0.0	0.0	0	0	-	0	1	0	2	0	1	0
NFL totals		7	6	46	34	12	0.0	0.0	0	0	-	0	1	0	2	0	2	1

SEASON / CAREER / PLAYOFF HIGHS

	2017	Career	Playoff
Tackles	13, twice	19, at IND (11/8/15)	12, vs. SEA (2/2/14)
Solos	9, twice	9, six times	8, twice
Tackles For Loss	1, four times	2, at HOU (12/22/13)	1, twice
Interceptions	1, vs. CAR (10/22)	1, six times	None
Sacks	1, twice	1, six times	None



10 MITCHELL TRUBISKY



Ht: 6-3
 DOB: 8/20/1994
 Bears Season: 2
 Acquired: 1st round of the 2017 draft (2nd overall)

Wt: 222
 College: North Carolina
 NFL Season: 2

QUARTERBACK

PRO CAREER: Started 12 games in his rookie season after being active but not playing the first four ... set Bears franchise records for completions (196) and passing yards (2,193), finished second in attempts (330) and tied for third in touchdown passes (7) ... carried the ball 41 times for 248 yards (6.0 avg) and 2 touchdowns ... season-long 46-yard rush at NO win Week 8 ... became the first Bears rookie QB to win their first road start since Craig Krenzel in 2004 (vs. BAL 10/15) ... also was the second rookie quarterback to win a game in Baltimore since the franchise moved from Cleveland to Baltimore in 1996 ... completed 31 of 46 passes for 314 yards in Week 15 at Detroit -- all season highs and Bears rookie records ... became the first Bears rookie QB to pass for 300+ yards in a game since Cade McNown threw for 301 yards in 1999 vs. Detroit.

CAREER TRANSACTIONS: Drafted in the 1st round (2nd overall) of the 2017 NFL Draft ... signed by the Bears (7/19/17).
SIGNED THROUGH 2021.

2017 SEASON: Active, but did not play in first four games ... made first career start on Monday Night Football (10/9) vs. MIN, becoming the first Bears rookie to start at QB since Kyle Orton in 2005 ... completed 196-of-330 passes for 2,193 yards, 7 touchdowns and 7 interceptions ... carried the ball 41 times for 248 yards (6.0 avg) and 2 touchdowns ... became the first Bears rookie QB to win their first road start since Craig Krenzel in 2004 (vs. BAL 10/15) ... also was the second rookie quarterback to win a game in Baltimore since the franchise moved from Cleveland to Baltimore in 1996 ... completed 31 of 46 passes for 314 yards in Week 15 at Detroit -- all Bears rookie records ... also became the first Bears rookie QB to pass for 300+ yards in a game since Cade McNown threw for 301 yards in 1999 vs. Detroit ... set Bears franchise rookie records for completions (196) and passing yards (2,193), finished second in attempts (330) and tied for third in touchdown passes (7).

COLLEGE CAREER: Started 13-of-34 career games for North Carolina, completing 386-of-572 passes (67.5 pct.) for 4,762 yards, 41 touchdowns and 10 interceptions in three seasons of action ... added 439 rushing yards on 120 attempts (3.7 avg) and 8 touchdowns ... as a junior, was a semifinalist for the Davey O'Brien and Maxwell Awards ... finished his career at North Carolina ranked 5th in passing touchdowns (41), 6th in passing yards (4,762) and 7th in total offense (5,201) ... as a junior in 2016 he started all 13 games in his first season as a starter for the Tar Heels ... set UNC single-season records for passing yards (3,748), passing touchdowns (30) and total offense (4,056) while completing 304-of-477 (68.0) passes on the year ... set the multi-game school record with 30 consecutive completions over two games (last 18 vs. JMU; first 12 vs. Pitt) ... also set the school record for most passing yards in consecutive games with 885 (432 vs. JMU; 453 vs. Pitt) ... had 7 games with 3+ passing touchdowns ... added 308 rushing yards on 93 attempts (3.3 avg) and 5 touchdowns ... set career highs with 453 yards and 5 touchdowns with zero interceptions on 35-of-46 passing vs. Pitt ... was named the Walter Camp offensive player of the week for his performance ... completed 31-of-38 passes for 405 yards and 3 touchdowns in the 37-35 win at No. 12 Florida State ... completed 33-of-46 passes for 299 yards and 2 touchdowns in the win at No. 16 Miami (Fla.) ... threw for 280 yards and 2 touchdowns on 23-of-39 passing vs. Stanford in the Sun Bowl ... named a semifinalist for Davey O'Brien and Maxwell Awards ... finalist for Johnny Unitas Golden Arm Award ... appeared in 9 games as a sophomore, completing 40-of-47 passes for 555 yards and 6 touchdowns ... added 16 rushes for 101 yards and 3 touchdowns ... appeared in 12 games as a freshman, completing 42-of-78 passes for 459 yards, 4 touchdowns and 4 interceptions ... added 11 rushes for 30 yards.

PERSONAL: Named Mr. Football in the state of Ohio by the Associated Press, an annual award given to the top high school player regardless of division ... ranked the No. 19 quarterback in the country by Scout.com ... prepstar All-Midwest Region ... honorable-mention Parade All-America ... member of the ESPN 300 team ... is the most prolific passer in the Greater Cleveland area, becoming the first to pass for more than 9,000 career yards and more than 4,000 yards as a senior ... rated the No. 1 dual-threat quarterback by 247sports.com and the No. 3 player in Ohio ... passed for 4,063 yards as a senior, including 1,593 in four playoff games ... also rushed for 899 yards ... scored 108 points and was responsible for 51 touchdowns ... threw for 42 touchdowns and rushed for 18 ... team finished 12-2 and advanced to the state semifinals ... mentor was 30-8 during his three-years the quarterback ... among the top 10 passers in Ohio history with 9,126 yards and 92 touchdowns ... also rushed for 1,559 career yards and 33 touchdowns, averaging 4.1 per carry ... also served as Mentor's punter in 2012 and had a 40.8 average ... coached by Steve Trivisonno.



MITCHELL TRUBISKY'S CAREER STATISTICS

REGULAR SEASON

Year	Team	GP-GS	Att	Cmp	Pct	Yds	Yds/Att	TD	Int	Lg	Sk-Yds	Rating
2017	Chicago	12-12	330	196	59.4	2,193	6.6	7	7	70	31-196	77.5

Record as Starter: 4-8 (.333) - 2017 (4-8).

ADDITIONAL STATS: Fumbles-Lost -- (10-3): 2017 (10-3). Two point conversions-- 1 (rushing)

Year	Team	Rush	Yds	Avg	Lg	TD
2017	Chicago	41	248	6.0	46	2

SEASON / CAREER / PLAYOFF HIGHS

	2017	Career	Playoff
Attempts	46, at DET (12/16/17)	Same	None
Completions	31, at DET (12/16/17)	Same	None
Passing Yards	314, at DET (12/16/17)	Same	None
TD Passes	1, seven times	Same	None
Interceptions	3, at DET (12/16/17)	Same	None
Longest Completion	70, vs. CAR (10/22/17)	Same	None
Passer Rating	117.2, vs. SF (12/3/17)	Same	None
Rushing Attempts	7, vs. CLE (12/24/17)	Same	None
Rushing Yards	53, twice	Same	None
Rushing TDs	1, twice	Same	None

MITCHELL TRUBISKY'S GAME-BY-GAME STATISTICS

2017 CHICAGO BEARS

Date	W/L	Opp.	Att	Cmp	Yds	Pct.	TD	INT	Lg	Sk/Lst	Rtg
9/10	L	ATL				DID NOT PLAY					
9/17	L	at TB				DID NOT PLAY					
9/24	W	PIT				DID NOT PLAY					
9/28	L	at GB				DID NOT PLAY					
10/9*	L	MIN	25	12	128	48.0	1	1	20t	1/7	60.1
10/15*	W	at BAL	16	8	113	50.0	1	0	27t	4/23	94.0
10/22*	W	CAR	7	4	107	57.1	0	0	70	4/22	101.8
10/29*	L	at NO	32	14	164	43.8	0	1	45	2/14	46.9
11/12*	L	GB	35	21	297	60.0	1	0	46	5/29	97.0
11/19*	L	DET	30	18	179	60.0	1	0	22	1/3	88.1
11/26*	L	at PHI	33	17	147	51.5	0	2	19	2/13	38.3
12/3*	L	SF	15	12	102	80.0	1	0	36	2/17	117.2
12/10*	W	at CIN	32	25	271	78.1	1	0	36	2/21	112.4
12/16*	L	at DET	46	31	314	67.4	1	3	22	2/8	66.8
12/24*	W	CLE	23	14	193	60.9	0	0	40	5/39	87.8
12/31*	L	at MIN	36	20	178	55.5	0	0	30	1/7	69.0
Totals	4-8		330	196	2,193	59.4	7	7	70	31/196	77.5



71 EARL WATFORD

**Ht:** 6-4**Wt:** 295**DOB:** 6/24/1990**College:** James Madison**Bears Season:** 1**NFL Season:** 5**Acquired:** Unrestricted free agent in 2018 (ARI)

OFFENSIVE LINE

PRO CAREER: Enters fifth NFL season, appearing in 43 games (21 starts) for the Arizona Cardinals (2014-17).

CAREER TRANSACTIONS: Drafted by the Arizona Cardinals in the fourth round (116th overall) of the 2013 NFL Draft ... Signed by Jacksonville as an unrestricted free agent on 3/11/17 ... waived by the Jacksonville Jaguars (9/8/17) ... signed by the Arizona Cardinals (10/2/17) ... declared free agent (3/14/18) ... signed with the Bears (4/3/18). **SIGNED THROUGH 2018.**

2017 SEASON: Appeared in 10 games (9 starts) for the Arizona Cardinals.

PREVIOUS SEASONS: **2016:** Appeared in 15 games (10 starts; 8 at RG, 2 at RT) for the Arizona Cardinals. **2015:** Limited to 8 games (2 starts) because of a hand injury that placed him on Injured Reserve. **2014 :** Appeared in 10 games as a rookie for the Arizona Cardinals.

COLLEGE CAREER: Appeared in 43 games with 37 starts, including starts in each of his final 35 appearances ... a two-time first-team All-Colonial Athletic Association selection and he earned first-team All-American honors as a senior ... started all 11 games as a senior and only allowed one sack.

PERSONAL: Attended Simon Gratz (Philadelphia) High School ... was a first-team All-City selection and named to the second-team All-Decade Public team on the defense by the Philadelphia News.

EARL WATFORD'S CAREER STATISTICS

REGULAR SEASON

GAMES PLAYED-STARTED -43-21: 2014 ARI (10-0); 2015 ARI (8-2); 2016 ARI (15-10); 2017 ARI (10-9).

POSTSEASON

GAMES PLAYED-STARTED -1-0: 2014 ARI (1-0).



11 KEVIN WHITE

Ht: 6-3

DOB: 6/25/1992

Bears Season: 4

Acquired: 1st round of the 2015 draft (7th overall)

Wt: 216

College: West Virginia

NFL Season: 4

WIDE RECEIVER



PRO CAREER: Started five games in three NFL seasons, catching 21 passes for 193 yards (9.2 avg) ... rushed 1 time for 9 yards (9.0 avg) ... spent rookie season on the PUP list.

CAREER TRANSACTIONS: Selected by the Chicago Bears in the first round (7th overall) of the 2015 NFL Draft ... Signed with the Bears (5/6/15). **SIGNED THROUGH 2019.**

2017 SEASON: Placed on Injured Reserve after sustaining an injury in Week 1 vs. ATL ... Started in Game 1, catching two passes for 6 yards.

PREVIOUS SEASONS: 2016: Started the first 4 games of the season before being placed on Injured Reserve ... led the team with 19 receptions for 187 yards (9.8 avg) through the first four weeks before suffering the injury ... season-high 62 yards on 6 catches (10.3 avg), including a season-long 32-yarder, in the Week 3 loss at DAL ... had 6 catches for 55 yards in the Week 4 victory vs. DET ... also rushed once for 9 yards. **2015:** Spent entire rookie season on the PUP list.

COLLEGE: In two seasons at West Virginia (2013-14), started 22-of-24 games, notching 144 receptions for 1,954 yards (13.6 avg) and 15 touchdowns... All-American (AFCA, Sporting News, Athlon, CBSSports, SBNation, Sports on Earth), Biletnikoff finalist (presented annually to the nation's outstanding college football receiver), and Maxwell Award semifinalist (presented annually to the nation's college player of the year) ... Also earned first team all-Big 12 (AP, Coaches, ESPN.com) and West Virginia's offensive MVP honors ... Started his collegiate career at Lackawanna College (2011-12), recording 535 yards on 36 catches (14.9 avg) and 6 touchdowns.

PERSONAL: Attended Emmaus High School (Emmaus, PA) where he was named an all-Lehigh Valley Athletic Conference receiver and defensive back following his senior season.

KEVIN WHITE'S GAME-BY-GAME STATISTICS

2016 CHICAGO BEARS

Date	W/L	Opp.	Rec	Yds	Avg	Long	TD
9/11*	L	at HOU	3	34	11.3	19	0
9/19*	L	PHI	4	36	10.3	19	0
9/25*	L	at DAL	6	62	10.3	32	0
10/2*	W	DET	6	55	9.2	19	0

INJURED RESERVE GAMES 5-12

Totals	1-3		19	187	9.8	32	0
---------------	------------	--	-----------	------------	------------	-----------	----------

2017 CHICAGO BEARS

Date	W/L	Opp.	Rec	Yds	Avg	Long	TD
9/10*	L	ATL	2	6	3.0	6	0

INJURED RESERVE GAMES 2-16

Totals	0-1		2	6	3.0	6	0
---------------	------------	--	----------	----------	------------	----------	----------

*Denotes Game Started

KEVIN WHITE'S CAREER STATISTICS

REGULAR SEASON

Year	Team	GP-GS	Rec	Yds	Avg	Lg	TD	Rush	Yds	Avg	Lg	TD	STT
2016	Chicago	4-4	19	187	9.8	32	0	1	9	9.0	9	0	0
2017	Chicago	1-1	2	6	3.0	6	0	0	0	0.0	-	0	0
NFL totals		5-5	21	193	9.2	32	0	1	9	9.0	0	0	0

SEASON / CAREER / PLAYOFF HIGHS

	2017	Career	Playoff
Receptions.....	2, vs. ATL (9/10).....	6, twice.....	None
Receiving Yards.....	6, vs. ATL (9/10).....	62, at DAL (9/25).....	None
Longest Reception.....	6, vs. ATL (9/10).....	32, at DAL (9/25).....	None
Receiving TDs.....	None.....	None.....	None



65

CODY
WHITEHAIR

Ht: 6-4

DOB: 7/11/1992

Bears Season: 3

Acquired: 2nd round of the 2016 NFL draft (56th overall)

Wt: 310

College: Kansas State

NFL Season: 3

OFFENSIVE LINE

PRO CAREER: Enters third NFL season, starting all 32 games (28 at C, 2 at LG, 2 at RG) for the Chicago Bears ... Paved the way for rookie Jordan Howard to 1,313 rushing yards (2nd in NFL) and also help Howard become the first Chicago Bear to rush for 1,000+ yards in his first two seasons as a Bear ... helped the Bears to the 3rd most passing yards (gross and net) in franchise history in 2016.

HONORS AND AWARDS: 2016: PFWA All-Rookie Team

CAREER TRANSACTIONS: Drafted in the 2nd round (56th overall) by the Chicago Bears in the 2016 draft ... signed by the Bears (5/9/16). **SIGNED THROUGH 2019.**

2017 SEASON: Started 16 games; played three different positions on the offensive line: 12 at C, 2 at LG, 2 at RG ... help Jordan Howard become the first Chicago Bear to rush for 1,000+ yards in his first two seasons as a Bear, rushing for 1,122 yards in 2017.

PREVIOUS SEASONS: 2016: Started all 16 games as a rookie for the Chicago Bears ... paved the way for rookie Jordan Howard to 1,313 rushing yards (2nd in NFL) ... helped the Bears to the 3rd most passing yards (gross and net) in franchise history.

COLLEGE CAREER: Four-time all-Big 12 honoree (2012-15) who started 51-of-52 career games, including 41 straight to end his college career at Kansas State ... since 2012, helped the Wildcats compile a 34-18 record en route to a Big 12 Championship (2012) and four bowl berths (2012-15) ... started all 13 games at left tackle, earning first-team all-Big 12 honors, the first first-team honor of his career ... helped K-State rank second nationally in red zone offense (94.5-percent) and 18th in passing yards per completion (14.12) ... blocked for six rushing touchdowns against TCU, which was tied for the fourth most in school history ... named a team captain ... earned First Team Academic all-Big 12 honors ... earned second-team All-Big 12 honors from both the league's coaches and the Associated Press after notching 13 starts in 13 contests ... member of the Outland Trophy and Lombardi Award watch lists ... helped Kansas State tally 30 rushing touchdowns (10th most in school history) ... part of an offense that ranked in the top 25 nationally in nine categories, including top-20 marks in team passing efficiency (11th), red zone offense (14th) and passing offense (16th) ... posted 13 starts in 13 games in 2013, earning Second Team all-Big 12 honors from the league's coaches and Phil Steele ... made 12-of-13 starts ... named Honorable Mention All-Big 12 honors from the league's coaches and a Freshman All-American by Phil Steele and to the ESPN.com all-Big 12 team ... started the season opener at right tackle before starting nine-straight at left guard and finishing up the regular season at right tackle.

PERSONAL: Four-year letter winner at Abilene High School (Abilene, Kan.) ... named to the All-Kansas Top-11 Team by the Kansas Football Coaches Association (KFBCA) and Varsity Kansas ... also earned All-Kansas 4A honors from the KFBCA and Varsity Kansas ... Named to PrepStar magazine's All-Midlands Region team ... had 140 pancake blocks and recorded 81 total tackles (41 solo, 40 assisted) with 15 sacks during his senior season ... helped lead the Cowboys to a combined 31-11 record in four seasons.

CODY WHITEHAIR'S CAREER STATISTICS

REGULAR SEASON

GAMES PLAYED-STARTED - 32-32: 2016 CHI (16-16); 2017 CHI (16-16)

PLAYERS WITH PRO EXPERIENCE





14

DEMARCUS
AYERSHt: 5-11
DOB: 7/7/1994Wt: 190
College: Houston
NFL season: 1

Acquired: Signed free agent in 2017

WIDE RECEIVER

(9/4/17) ... signed to Chicago Bears practice squad (11/23/17) ... signed to Bears (1/2/18). **COLLEGE:** Played in 40 games with 22 starts at Houston (2013-15) ... finished his career third in school history in career kickoff return yards (1,613) ... totaled 141 receptions for 1,686 yards with 9 receiving touchdowns, to go along with 152 rushing yards and one rushing touchdown ... added 1,613 kickoff return yards with one kickoff return for a touchdown, to go along with 317 punt return yards with one punt return for a touchdown ... in 2015, was named first team All-AAC as a wide receiver and as a return specialist, as he led the conference and finished sixth in the nation with 98 receptions, as well as totaling 290 yards with one touchdown (73-yarder) as a punt returner ... in 2013, earned AAC Co-Special Teams Player of the Year honors, and was named first-team All-AAC as a kick returner, as he led the conference with a 27.6 kickoff return average, and his 1,021 kickoff return yards set a school record for a freshman. **PERSONAL:** Attended Lancaster High School (Lancaster, Texas) ... as a senior, totaled 1,337 rushing yards with 16 rushing touchdowns, to go along with 180 receiving yards with three receiving touchdowns ... also threw for 1,823 yards with 22 passing touchdowns as a senior, as he helped lead his team to the state championship game ... was named MVP of the 2012 IFAF U-19 World Championship, as he led Team USA with seven catches for 155 yards and a score in title game victory vs. American Samoa ... was also the school's starting point guard in basketball.

9 TYLER
BRAYHt: 6-6
DOB: 12/27/1991
Bears Season: 1Wt: 215
College: Tennessee
NFL Season: 6

Acquired: Free agent in 2017

QUARTERBACK

PRO CAREER: Appeared in 1 career game over 5 seasons with the Kansas City Chiefs (2013-18). **CAREER TRANSACTIONS:** Signed as an undrafted free agent by the Kansas City Chiefs in 2013 ... played in IR (9/1/15) ... activated from PUP (2/8/16) ... declared free agent (3/14/18) ... signed by the Bears (3/16/18) through 2018.

PREVIOUS SEASONS: **2017:** Appeared in first career game and attempted 1 pass at DEN (12/31). **COLLEGE:** Played in 28 games (24 starts) with Tennessee completing 540 passes on 922 attempts (58.6 pct.) for 7,444 yards with 69 touchdowns and 28 interceptions ... his 3,612 passing yards in 2012 ranked second on the school season record list, topped by only Peyton Manning (3,819 in 1997) ... tossed 34 touchdown passes, posted seventh-most TD passes in a season in SEC history, in 2012 ... his 3,619 passing yards rank as the 11th-best in a single-season in SEC history ... 13-11 record in 24 starts with 298 passing yards per game with 300 or more passing yards in 12 of those games. **PERSONAL:** Played football at Kingsbury High School in Kingsbury, California.



69 RASHARD COWARD



Ht: 6-6
DOB: 11/6/1994

Wt: 320
College: Old Dominion
NFL Season: 1

Acquired: Undrafted free agent in 2017

OFFENSIVE LINE

PRO CAREER: Appeared in one game as a rookie as a defensive lineman in 2017 after being called up from the practice squad. **2017 SEASON:** Spent time on the Chicago Bears practice squad before being called up to the active roster. **COLLEGE:** Appeared in 47 games, totaling 136 tackles, 14.5 tackles for a loss, 3.5 sacks, two fumble recoveries and one pass breakup in four seasons (2013-16) at Old Dominion ... started all 13 games at defensive tackle as a senior ... finished fourth on the team with 50 tackles ... added 7.5 tackles for a loss and 1.5 sacks ... also scored a touchdown on a seven-yard fumble recovery ... named team captain ... started all 12 games at defensive tackle as a junior ... led the ODU defensive line with 47 tackles, 2.5 tackles for a loss and 1.5 sacks ... added a blocked extra point on special teams ... appeared in all 12 games as a sophomore, tallying 26 tackles, 2.5 tackles for a loss and one sack ... saw action in 10 games as a freshman at defensive tackle ... recorded 13 tackles, two tackles for a loss and half a sack. **PERSONAL:** Attended Sheepshead Bay High School in Brooklyn, N.Y.

PRO EXPERIENCE



19 TANNER GENTRY




Ht: 6-2
DOB: 12/18/1994

Wt: 209
College: Wyoming
NFL Season: 1

Acquired: Undrafted free agent in 2017

WIDE RECEIVER

PRO CAREER: Appeared in 4 games (3 starts), catching 3 passes for 35 yards (11.7 avg) as a rookie after spending time on the practice squad. **2017 SEASON:** Spent a majority of the 2017 season on the Bears practice squad ... promoted after Week 1 ... added back to practice squad in Week 10. **COLLEGE:** Caught 180 passes for 2,815 yards (15.6 avg) and 20 touchdowns in 42 games at Wyoming ... added 13 carries for 81 yards (6.2 avg) ... left Wyoming ranked tied for 4th in receiving touchdowns, 5th in receiving yards and 8th in receptions ... recorded 72 receptions for 1,326 yards (18.4 avg) and 14 touchdowns as a senior ... added 6 carries for 30 yards ... his 72 receptions that season ranked 1st on the team and 6th in school for history a single season ... posted the 6th most receiving yards in a single season and his 14 TDs ranks tied for 2nd. **PERSONAL:** Played football at Grandview High School in Aurora, Colo. ... named to the All-Colorado team for all classifications and First Team All-State Class 5A as a wide receiver his senior season ... also named to the Mile High Sports All-Colorado First Team as a senior ... as a junior, the Denver Post selected him First Team All-State Class 5A as a defensive back ... ranked by Rivals.com as the No. 15 recruit in the state of Colorado in 2012 and was ranked by 247Sports.com as the No. 23 recruit in the state ... caught 52 passes for 1,019 yards and 9 receiving touchdowns, while rushing for 169 yards on 19 carries and scoring 6 TDs on the ground as a senior ... also recorded 6 interceptions ... helped lead his Grandview High team to an 8-4 record and the quarterfinals of the state playoffs.

**60 BRANDON GREENE**

Ht: 6-5 **Wt:** 295
DOB: 3/1/1994 **College:** Alabama
NFL Season: 1
Acquired: Signed free agent in 2018

OFFENSIVE LINE

PRO CAREER: Has not appeared in a game, spent 2017 on Bears practice squad.
COLLEGE: Split time between offensive line and tight end in 30 games at Alabama ... Made 1 catch for 5 yards against USC as a senior. **PERSONAL:** Played at Cedar Grove High School in Ellenwood, Georgia ... consensus four-star prospect who was among the best players in the state of Georgia ... played in the Under Armour All-America Game ... ESPNU rated Greene as the No. 6 offensive tackle nationally and the No. 30 overall prospect in the ESPNU 150 ... also ranked as the No. 2 talent in Georgia by ESPN.

**47 ISAIAH IRVING**

Ht: 6-3 **Wt:** 254
DOB: 6/9/1994 **College:** San Jose State
NFL Season: 2
Acquired: Undrafted free agent in 2017

LINEBACKER

PRO CAREER: Appeared in 7 games, recording 2 tackles, 1 fumble recovery and 3 STTs.
2017 SEASON: Appeared in 7 games as a reserve after being promoted from the practice squad on October 9 ... recorded 2 tackles, 1 fumble recovery and 3 STTs ... placed on Injured Reserve on 12/2. **COLLEGE:** Appeared in 47 games (37 starts) at San Jose State, recording 45 tackles, 11 TFLs, 7 sacks and 1 forced fumble ... Named Honorable Mention All-Mountain West ... led the team in sacks and ranked 2nd in TFLs ... invited to play in the 2017 NFLPA Collegiate Bowl All-Star game and scored a defensive touchdown on a 15-yard fumble recovery return. **PERSONAL:** Played football at Cypress Creek High in Houston, Texas ... qualified for the Texas Region III high school wrestling tournament as a junior and advanced to the state championship tournament as a senior.

**25 JONATHON MINCY**

Ht: 5-10 **Wt:** 196
DOB: 9/5/1992 **College:** Auburn
NFL Season: 1
Acquired: Free agent in 2018

DEFENSIVE BACK

PRO CAREER: Has not appeared in an NFL game. **PREVIOUS SEASONS:** Spent past two seasons with the CFL's Montreal Alouettes, recording 108 tackles, 3 interceptions and 2 forced fumbles in 32 games. **COLLEGE:** 211 career tackles, 2 sacks, 2 interceptions, 1 forced fumble and 1 fumble recovery in 4 years at Auburn ... second team coaches all-SEC ... team-best seven tackles vs. Arkansas ... 13-yard sack, two TFL, seven total tackles in the San José State win ... seven tackles, PBU vs. Louisiana Tech ... TFL, sack and four tackles vs. LSU ... three tackles at Mississippi State ... seven tackles, PBU, TFL vs. South Carolina ... four tackles, PBU at Ole Miss ... three solo stops vs. Texas A&M ... four tackles at Georgia ... interception, TFL, six tackles vs. Samford ... five tackles at Alabama ... seven tackles in Outback Bowl ... Phil Steele mid-season all-SEC second team ... preseason all-SEC second team (Birmingham News, Phil Steele, CFB Matrix); third team (SEC media, Lindy's); fourth team (Athlon). **PERSONAL:** Played football at Southwest Dekalb in Decatur, Georgia ... No. 29 cornerback is ranked by ESPN.com/Scouts, Inc. ... ranked 27th on the Atlanta Journal-Constitution Top 50 ... rated as the No. 38 cornerback in the nation and the No. 35 player in Georgia by Rivals.com ... No. 65-ranked cornerback by Scout.com ... ranked as the No. 32 player in Georgia by SuperPrep ... named to the All-Southeast Region team by PrepStar ... played in the 2009 Georgia Athletic Coaches Association North-South All-Star Football Classic and the Dekalb County All-Star Game ... honorable mention 2009 4A All-State ... named to the All-Region 6-AAAA in 2008 ... had 58 tackles and five interceptions as a junior in 2008.



Acquired: Waived free agent in 2017 (BAL) **RUNNING BACK**

as the only player in ACC history with 1,500-plus rushing and 1,500-plus career receiving yards ... Recorded 2,075 career rushing yards, 1,560 receiving yards and 683 KOR yards ... Ranks No. 2 all time at UVA with 195 receptions, which are the most ever by an ACC running back ... Had at least 1 catch in 45-straight games to end his career ... Named All-ACC honorable mention in 2016 after playing in all 12 games (11 starts) as a senior ... Had a career-high 944 rushing yards and 5 rushing TDs, adding 52 receptions for 404 yards and 2 TDs ... graduated with an anthropology degree. **PERSONAL:** Played running back at Bayside High School for head coach Darnell Moore ... a five-star player by Rivals.com ... the first five-star recruit to come to UVA since current Jacksonville Jaguar Eugene Monroe in 2005 ... a Parade All-American honorable mention honoree ... ranked the No. 29 player in the nation by Rivals.com and the No. 5 running back in the class.

PRO EXPERIENCE



Acquired: 5th round of the 2017 draft (147th overall)

PERSONAL: Played football at Germantown High School in Philadelphia, PA.



Acquired: Signed free agent in 2018

tract with Seattle on February 9, 2015, he made the transition to the offensive side of the ball and spent the 2015 and 2016 seasons on the practice squad. **2017 SEASON:** Spent rookie season on Injured Reserve. **COLLEGE:** Started a school-record 49 games at Colorado and finished his career with 207 tackles (125 solo), 7.5 sacks, 19 tackles for a loss, five forced fumbles, four fumble recoveries and eight passes defended. **PERSONAL:** Played at Boulder High School in Boulder, Colorado ... Earned All-Midlands honors from both Prep Star and SuperPrep, the latter ranking him as the No. 70 overall player in the region ... Rivals.com ranked him as the No. 8 player in Colorado and the No. 33 linebacker in the nation, while Scout.com pegged him as the No. 10 performer in the state and the No. 26 middle linebacker nationally.

**82 COLIN THOMPSON****Ht:** 6-4**Wt:** 257**DOB:** 12/15/1993**College:** Temple**NFL Season:** 1**Acquired:** Signed free agent in 2017**TIGHT END**

PRO CAREER: Has not appeared in an NFL game **2017 SEASON:** Spent time on the New York Giants and Chicago Bears practice squads. **COLLEGE:** Played in 36 career games for Temple, where his totals were 19 receptions for 208 yards (10.9-yard avg.) and 1 touchdown...As a senior in 2016, Thompson was named All-American Athletic Conference honorable mention...Caught 3 passes for 43 yards and 1 touchdown, and his blocking was a major factor in the Owls' run game...As a junior in 2015, played in 14 games and had 5 receptions for 67 yards...Thompson transferred to Temple in 2014 after 2 years at the University of Florida. **PERSONAL:** Played at Archbishop Wood High School in Philadelphia, Pa., and was a consensus four-star recruit...Majored in communication studies.

**97 NICK WILLIAMS****Ht:** 6-4**Wt:** 310**DOB:** 2/21/1990**College:** Samford**Bears Season:** 1**NFL Season:** 5**Acquired:** Signed free agent in 2018**DEFENSIVE LINE**

PRO CAREER: Recorded 16 tackles in 26 career games over 5 years with the Pittsburgh Steelers, Kansas City Chiefs and Miami Dolphins.. Last appeared in a game in 2016.

CAREER TRANSACTIONS: Drafted in the 7th round (223rd overall) by the Pittsburgh Steelers in the 2013 draft ... Signed with the Kansas City Chiefs (11/24/14) ... Claimed off

waivers by the Miami Dolphins (10/19/16) ... Signed with the Chicago Bears (4/19/18). **2017 SEASON:** Did not appear in a game. **PREVIOUS SEASONS:** **2016** - Appeared in 10 games as a reserve for the Kansas City Chiefs and Miami Dolphins, recording 6 tackles. **2015** - Appeared in 14 games for the Kansas City Chiefs, recording 9 tackles. **2014** - Appeared in 2 games for the Kansas City Chiefs. **COLLEGE:** Four-year letterman and two-year starter at Samford (2009-12) ... Played in 40 career games ... Recorded 66 career tackles ... Started all 11 games as a senior in 2012 ... Totaled 31 tackles, eight tackles for loss, six sacks and one blocked kick ... Started all 11 games as a junior in 2011 ... Totaled 23 tackles (17 solo) and three tackles for loss ... Played in all 11 games as a sophomore in 2010 ... Totaled nine tackles (four solo) and one forced fumble ... Played in seven games as a redshirt freshman in 2009 ... Totaled three solo tackles ... Redshirted in 2008. **PERSONAL:** Attended Minor High School in Adamsville, Ala. ... Helped distribute Thanksgiving meals to local South Florida families in November 2016 ... Didn't play football until his senior year in high school.



ROOKIES



68 JAMES DANIELS



Ht: 6-4
DOB: 9/13/1997

Wt: 295
College: Iowa

Acquired: 2nd round of the 2018 NFL Draft (39th overall)

OFFENSIVE LINE


COLLEGE CAREER: Played in 37 games over 3 seasons at Iowa ... named 2017 Academic All-Big Ten ... Named Honorable Mention All-Big Ten by league coaches and media ... 2017 Outland Trophy and Rimington Trophy Preseason Watch Lists ... 2017 Preseason third team All-America by Athlon Sports ... 2017 preseason second team All-Big Ten by Athlon Sports and College Sports Madness ... named second team All-Big Ten by Athlon Sports ... 2016 Third Team All-Big Ten.

2017 SEASON: Started final 12 games of the season at center after missing opening game due to injury ... Played every offensive down in 44-41 OT win at Iowa State as offense gained 497 yards total offense ... started at center in 31-14 win over North Texas as offense gained 435 yards total offense ... started at center and played every offensive down in 17-10 OT loss at Northwestern ... started at center and played every offensive down in 17-10 win over Minnesota ... started at center and played every offensive down in 55-24 win over No. 3 Ohio State as offense gained 487 yards total offense ... started at center and played every offensive down in 38-14 loss at No. 6 Wisconsin ... started at center and played every offensive down in 24-15 loss to Purdue ... started at center in 56-14 win at Nebraska at offense rushed for 313 yards and gained 505 yards total offense ... started at center and played every offensive down in 27-20 Pinstripe Bowl win over Boston College. **2016 SEASON:** Started at center in all 11 games he played, missing two non-conference games due to injury ... started at center in 45-21 win over Miami as offense gained 404 yards total offense. **2015 SEASON:** Played in all 14 games (2 starts) ... saw first action of career in 31-14 opening win over Illinois State, as offense gained 431 yards total offense and allowed no sacks.

PERSONAL: Played football at Hardin High School in Warren, Ohio ... earned all-state honorable mention honors as a junior and senior ... earned Five Blocks of Granite Award as a senior ... first-team All-Northeast Ohio as a junior and senior, along with first team all-conference and all-county ... earned Buckeye Blue Chip recognition as a junior and senior ... three-year football letterman as offensive and defensive lineman ... team captain as a senior ... helped prep team reach first round of playoffs as a sophomore ... started all 10 games as a senior, helping teammate rush for over 1,000 yards ... started all nine games as a junior, as team rushed for over 1,500 yards ... started all 11 games as a sophomore, as team rushed for over 2,000 yards and offensive line did not allow a single sack ... also lettered in track, tossing shot put and discus.

JAMES DANIELS' COLLEGE STATISTICS

GAMES PLAYED-STARTED - 37-25: 2015 Iowa (14-2); 2016 Iowa (11-11); 2017 Iowa (12-12).



49

KYLIE FITTS



Ht: 6-4
DOB: 10/11/1994

Wt: 260
College: Utah

Acquired: 6th round of the 2018 NFL Draft (181st overall)

LINEBACKER

COLLEGE CAREER: Appeared in 31 games (23 starts) at UCLA and Utah, recording 69 tackles, 15 TFLs, 11.5 sacks, 11 pass breakups and 5 forced fumbles.

2017 SEASON: Played and started in 10 games ... missed three games and saw very limited time in five others due to injuries ... three sacks ranked third on the team ... 23 tackles ... one forced fumble and one pass breakup ... career-high eight tackles (1.0 sack) against Oregon ... two sacks, three tackles and a forced fumble against San Jose State. **2016 SEASON:** Played and started in two games before suffering a season-ending injury ... at the time of his injury, he was leading the team in tackles for loss (3.0) and sacks (1.5) ... four total tackles were all against Southern Utah. **2015 SEASON:** Played in all 13 games with 11 starts ... led the Pac-12 and tied for ninth in the country in forced fumbles (4) ... 0.31 forced fumbles per game led the league and tied for 13th in the nation ... led Utah and tied for fourth in the Pac-12 with 7.0 sacks ... 41 tackles (8.0 TFL) ... second on the team and tied for fourth in the Pac-12 in pass breakups (10) ... seven tackles (1.0 TFL) and three pass breakups against UCLA ... six tackles (1 sack), a forced fumble and pass breakup against Washington ... five tackles and a pass breakup against Utah State ... 1.5 sacks, a pass breakup and a blocked field goal against Colorado ... sack, forced fumble and two pass breakups against Fresno State ... sack, forced fumble and a pass breakup vs. California. **2014 SEASON:** Redshirt practiced with the team but could not play in games per NCAA transfer rules. **2013 SEASON:** Played in six games as a true freshman at UCLA in 2013, recording 1 TFL before transferring to Utah.

PERSONAL: Played in the Army All-American Bowl out of Redlands East Valley HS (Calif.) ... four-star recruit by Rivals and Scout ... ranked as the nation's No. 9 strong side defensive end in the 2013 class by Rivals, and the 12th-best recruit in the state ... ranked as the 12th-best defensive end in the nation by Scout, and the No. 1 defensive end prospect in the West ... listed as the nation's No. 85 recruit by ESPN, ranking eighth nationally at his position, 12th overall in the West and eighth overall in California ... missed the last five games of his senior season with a broken wrist, finishing with 31 tackles, 6.0 TFL and 4.0 sacks ... two-time first-team all-Citrus Belt League, two-time first-team all-CIF Inland Division and two-time all-area ... totaled 79 tackles, 16.0 TFL and 8.5 sacks as a junior ... also all-L.A. Times Southland Team, Inland Empire all-region by ESPN, Maxpreps second-team all-state and all-Riverside County in 2011 ... Redlands East Valley HS won the Citrus Belt League championship all three years (2010-12) ... Father pitched for the New York Mets' rookie team in Kingsport, Tenn., and then played on the offensive line at Cal State Fullerton ... two brothers and one sister ... bachelor's degree in sociology.

KYLIE FITTS' COLLEGE STATISTICS

Year	Team	Tackles						Interceptions				Fumbles		Misc.	
		GP	GS	Tot	S	A	Ok	No	Yds	Lg	TD	PD	FF	FR	TFL
2013	UCLA	6	0	1	1	0	0.0	0	0	-	0	0	0	0	1.0
2015	Utah	13	11	41	21	20	7.0	0	0	-	0	10	4	0	8.0
2016	Utah	2	2	4	2	2	1.5	0	0	-	0	0	0	0	3.0
2017	Utah	10	10	23	14	9	3.0	0	0	-	0	1	1	0	3.0
Totals		31	23	69	38	31	11.5	0	0	-	0	11	5	0	15.0



57

JOEL
IYIEGBUNIWE

Ht: 6-1

Wt: 230

DOB: 10/12/1995

College: Western Kentucky

Acquired: 4th round of the 2018 NFL Draft (115th overall)

LINEBACKER

COLLEGE CAREER: Appeared in 44 games (27 starts) at Western Kentucky, recording 201 tackles, 22.5 TFLs, 5.5 sacks, 4 pass breakups, 3 forced fumbles and 1 fumble recovery ... named First Team All-CUSA in 2017.

2017 SEASON: Started 13 games, recording 117 tackles, 11.5 TFLs, 2 sacks and 1 fumble recovery ... named First Team All-CUSA in 2017. **2016 SEASON:** Started all 14 games, recording 64 tackles, 10 TFLs and 3.5 sacks ... recorded 10 tackles at No. 1 Alabama ... added 3 pass breakups and 1 forced fumble. **2015 SEASON:** Appeared in all 14 games on special teams and as a reserve linebacker as a redshirt freshman, tallying 19 total tackles (14 solo) including a season-high five (three solo) against Miami (Ohio). **2014 SEASON:** Played in the first three games of the season before an injury sidelined him for the remainder of the year ... he was granted a medical hardship waiver for the season.

PERSONAL: Played at South Warren High School in Bowling Green, Ky. ... was the No. 12 prospect in the Bluegrass by 247Sports.com ... though his 2013 season was cut short, Iyiegbuniwe tallied 23 tackles, one interception and scored six touchdowns in four games ... in 2012, he tallied 64 tackles, three interceptions and four touchdowns and was rated the No. 150 safety prospect in the nation by Scout.com ... Iyiegbuniwe was a two-star prospect by Scout.com, Rivals.com and 247Sports.com.

JOEL IYIEGBUNIWE'S COLLEGE STATISTICS

Year	Team	GP	GS	Tackles				Interceptions					Fumbles		Misc. TFL
				Tot	S	A	Sk	No	Yds	Lg	TD	PD	FF	FR	
2014	WKU	3	0	1	1	0	0.0	0	0	-	0	0	0	0	0.0
2015	WKU	14	0	19	14	5	0.0	0	0	-	0	0	0	0	1.0
2016	WKU	14	14	64	39	25	3.5	0	0	-	0	3	1	0	10.0
2017	WKU	13	13	117	54	63	2.0	0	0	-	0	1	2	1	11.5
Totals		44	27	201	108	93	6.5	0	0	-	0	4	3	1	22.5



17

ANTHONY
MILLERHt: 5-11
DOB: 10/9/1994Wt: 190
College: Memphis

Acquired: 2nd round of the 2018 NFL Draft (51st overall)

WIDE RECEIVER

COLLEGE CAREER: Started 30-of-38 career contests at Memphis, recording 238 receptions for 3,590 yards (15.1 avg) and 37 touchdowns ... added 31 carries for 148 yards (4.8 avg) and 3 touchdowns ... 2017 Consensus All-American, the first non-specialist to win that honor at Memphis ... named first team All-America honoree by the AFCA and Associated Press and second team honoree by the FWAA and Sports Illustrated ... finalist for the Burlsworth Trophy and a semifinalist for the Biletnikoff Award ... All-American Athletic Conference All-Conference First Team (2017) and Second Team (2016) ... graduated from Memphis with career, single season and single game records for catches, yards receiving and touchdown receptions ... Miller and Isaac Bruce are the only 2 Memphis 1,000 yard, single season receivers in school history ... caught a pass in every game he played.

2017 SEASON: Started all 13 games, setting school single-season receiving records in catches (96), receiving yards (1,462) and receiving touchdowns (18) ... named AP First-team All-American, becoming first Memphis position player in school history to do so. **2016 SEASON:** Started all 13 games ... put together the best season by a receiver in school history ... set school season records for receptions (95), receiving yards (1,434), TD catches (14) and 100-yard receiving games (8) ... led the squad with 1,600 all-purpose yards (69 rush/1,434 receive/97 punt return) ... his 1,600 all-purpose yards are the fourth-most for a season in program history (top-three season all-purpose yardage totals are held by DeAngelo Williams) ... caught 12 passes for a school single-game record 250 yards and two TD vs. Tulsa ... tied the school record for TD catches in a game with three scores vs. Western Kentucky in the Boca Raton Bowl. **2015 SEASON:** Played in 12 games (4 starts) ... grabbed a team-high 5 TD passes ... grabbed a season-high 10 passes vs. the Rebels ... the 10 receptions tied for the ninth-most for a game in program history ... had third 100-yard receiving game with 106 yards (5 catches) in a road win at Tulsa ... rushed for a season-high 28 yards in a home win over Tulane ... one of seven different receivers to catch a TD pass from QB Paxton Lynch in the first half in the regular-season finale victory over SMU ... had three catches for 10 yards vs. Auburn in the Birmingham Bowl.

PERSONAL: Played at Boyd Anderson High School in Lauderdale Lakes, Florida under coach Wayne Blair ... ESPN listed him as No. 54 wide receiver ... caught 37 passes for 792 yards and touchdowns on the offensive side of the ball as a senior in 2012 ... added five interceptions, 66 tackles and one forced fumble on defense ... returned two interceptions for touchdowns.

ANTHONY MILLER'S COLLEGE STATISTICS

Year	Team	GP-GS	Rec	Yds	Avg	Lg	TD	Rush	Yds	Avg	Lg	TD
2015	Memphis	12-4	47	694	14.8	82	5	9	54	6.0	15	2
2016	Memphis	13-13	95	1,434	15.1	84	14	12	69	5.8	41	1
2017	Memphis	13-13	96	1,462	15.2	89	18	10	25	2.5	7	0
Totals		38-30	238	3,590	15.1	94	37	31	148	4.8	41	3

ADDITIONAL STATS: Punt Returns - 20 returns for 136 yards (6.8 avg). Kick Returns - 6 return for 136 yards (22.7 avg).



98 BILAL NICHOLS

Ht: 6-4
DOB: 9/14/1996

Wt: 290
College: Delaware



Acquired: 5th round of the 2018 NFL Draft (145th overall)

DEFENSIVE LINE

COLLEGE CAREER: Played in 44 career games with 21 starts over 4 seasons at Delaware ... recorded 104 tackles, 17.5 TFLs, 9.5 sacks, 4 forced fumbles, 2 interceptions, and 15 pass breakups ... served as team co-captain with Charles Bell, Brody Kern, Troy Reeder, Joe Walker, and Kyle Yocum ... 2017 Third Team All-American ... three-time All-Colonial Athletic Association selection ... shared team's Weight Room Champion honors with linebacker Troy Reeder for spring drills for outstanding work and improvement in the weight room.

2017 SEASON: Started all 11 games ... earned third team All-American and first team All-CAA accolades ... earned invites to the East-West Shrine Game and the Reese's Senior Bowl ... became first Blue Hen since Nick Boyle in 2015 to earn a spot at the NFL Combine ... finished with 56 tackles, 5.5 sacks, 6.5 TFLs, 9 pass breakups, 1 interception and 1 fumble recovery. **2016 SEASON:** Appeared in 10 games (9 starts) ... recorded 25 tackles, 7.5 TFLs, 5.0 sacks, 1 forced fumble and 5 pass breakups ... earned second team All-CAA honors ... played in 10 games and started nine at defensive tackle ... ranked No. 8 in the CAA in sacks. **2015 SEASON:** Appeared in 11 games (1 start), recording 29 tackles, 2 sacks, 1 TFL, 2 forced fumbles and 1 interception ... earned third team All-CAA honors ... recorded a career-high eight in early season win over Lafayette ... led a unit that ranked No. 5 in the CAA and 24th in the NCAA in total defense (329.2) and was No. 3 in both rushing defense (123.5/17th in NCAA) and scoring defense (20.5/22nd in NCAA) **2014 SEASON:** Appeared in 12 games as a true freshman, finishing with 19 tackles and 2 TFLs ... member of CAA Academic All-Conference team.

PERSONAL: Played at Hodgson Vo-Tech High School in Newark, Del. ... first team all-state at tight end and third team at defensive end in 2013 ... all-Blue Hen Conference first team tight end and second team defensive end in 2013 and second team linebacker in 2012 ... Led team to a three-year record of 33-5, three conference titles, and a 2013 Delaware Division II state title ... team went 12-2 in 2013 and defeated St. George's Vo-Tech 38-0 at Delaware Stadium for the title ... team went 11-2 and was state runner-up in 2012 ... caught 13 passes for 326 yards and seven touchdowns as a senior and recorded 57 tackles, including 11 sacks and 26 tackles for loss ... honor roll student all four years ... two-time Academic All-State selection.

BILAL NICHOLS' COLLEGE STATISTICS

Year	Team	Tackles						Interceptions					Fumbles		Misc. TFL
		GP	GS	Tot	S	A	Sk	No	Yds	Lg	TD	PD	FF	FR	
2014	Delaware	12	0	19	9	10	0.0	0	0	-	0	0	0	0	2.0
2015	Delaware	11	1	29	17	12	2.0	1	0	0	0	1	2	0	1.5
2016	Delaware	10	9	25	18	7	2.0	0	0	-	0	5	1	0	7.5
2017	Delaware	11	11	56	24	32	5.5	1	0	0	0	9	0	1	6.5
Totals		33	21	104	50	54	9.5	2	0	-	0	15	3	1	17.5



58 ROQUAN SMITH



Ht: 6-1
DOB: 4/8/1997

Wt: 236
College: Georgia

Acquired: 1st round of the 2018 NFL Draft (8th overall)

LINEBACKER

COLLEGE CAREER: Unanimous 2017 First Team All-American, the SEC Defensive Player of the Year and winner of the Butkus Award, presented annually to the nation's most outstanding linebacker ... also a finalist for the Bronko Nagurski Trophy and Chuck Bednarik Award, both of which are presented to the country's top overall defensive player ... became first Georgia player to win Butkus Award, given to the nation's best linebacker ... MVP of the 2017 SEC Championship game ... is the second linebacker selected in the first round by the Bears in the past three years, joining LB Leonard Floyd who was selected No. 9 overall in 2016 while also hailing from the University of Georgia.

2017 SEASON: Started all 15 games for the 13-2 Bulldogs as Georgia earned a spot in the College Football Playoff and advanced to the CFP national championship game ... unanimous 2017 First Team All-American, the SEC Defensive Player of the Year and winner of the Butkus Award, presented annually to the nation's most outstanding linebacker ... also a finalist for the Bronko Nagurski Trophy and Chuck Bednarik Award, both of which are presented to the country's top overall defensive player. ... led the Bulldogs on the season with 137 tackles, 6.5 sacks, 14.0 tackles-for-loss and 20 QBH ... also was named Defensive MVP of the Rose Bowl in the CFP semifinal with 11 tackles as the Bulldogs defeated Oklahoma to advance to the CFP National Championship game ... became first Georgia player to win the Butkus Award, given to the nation's top linebacker ... named MVP of the SEC Championship game and awarded Defensive Player of the Year in the conference. **2016 SEASON:** Played in all 13 games, making 10 starts ... team's leading tackler with 95 total stops ... also had 5.0 tackles for loss, five QB pressures and one pass breakup ... had career-high 13 tackles in each of the last two games of the season ... had 11 tackles in win at South Carolina, adding a forced fumble and a fumble recovery ... in addition to six stops vs. Vanderbilt, he assisted on a QB sack and broke up one pass ... has led team in tackles in each of the past two games: 7 stops vs. Auburn and 7 vs. Louisiana ... had 7 tackles in win at Kentucky ... made a then-career-high 6 tackles (5 solo, 1 assisted) with 2 TFL against UNC ... had five tackles vs. Tennessee ... made 4 tackles against Nicholls ... added four tackles (all solo) at Missouri ... recipient of the Tommy Lyons Football Scholarship. **2015 SEASON:** Appeared in 12 games ... 20 total tackles ... four tackles, including 1.5 TFLs vs. Penn State ... career-high 5 tackles against Florida ... recipient of the Tommy Lyons Football Scholarship.

PERSONAL: Played at Macon County High School in Montezuma, Ga. ... competed in the 2015 Under Armour All-America Game ... PrepStar Magazine five-star prospect, #61 nationally on it's Top 150 Dream Team ... ESPN.com four-star prospect, #29 player nationally, #2 OLB nationally, #5 player in Georgia ... 247Sports.com four-star prospect, #71 ranked overall player nationally, #5 OLB nationally, #5 player in Georgia ... Rivals.com four-star prospect, #77 nationally, #6 OLB nationally, #9 player in Georgia ... Scout.com #62 ranked overall player nationally, #1 ranked MLB nationally, #1 ranked in the South ... DawgPost #6 ranked player in Georgia ... named the Atlanta Journal-Constitution's 2014 Class AA Defensive Player of the Year ... named the Georgia Sports Writers Association's 2014 Class AA Defensive Player of the Year ... led team to a 9-3 record and the Class AA playoffs.

ROQUAN SMITH'S COLLEGE STATISTICS

		Tackles						Interceptions					Fumbles		Misc.
Year	Team	GP	GS	Tot	S	A	Sk	No	Yds	Lg	TD	PD	FF	FR	TFL
2015	Georgia	10	0	20	9	11	0.0	0	0	-	0	0	0	0	1.5
2015	Georgia	13	10	95	52	43	0.0	0	0	-	0	1	2	1	5.0
2017	Georgia	15	15	137	85	52	6.5	0	0	-	0	2	1	2	14.0
Totals		38	25	252	146	106	6.5	0	0	-	0	3	3	3	20.5



83 JAVON WIMS



Ht: 6-4

Wt: 215

DOB: 9/11/1994

College: Georgia

Acquired: 7th round of the 2018 NFL Draft (224th overall)

WIDE RECEIVER

COLLEGE CAREER: Appeared in 27 games (17 starts) at Georgia in two seasons, recording 62 receptions for 910 yards (14.7 avg) and 8 touchdowns ... was the leading receiver on a Bulldog team that won the SEC Championship and appeared in the 2017 National Championship ... caught a career-high 6 passes in the Rose Bowl against Oklahoma ... made stops at Hinds Community College and Belhaven University on the way to Georgia.

2017 SEASON: Played in all 15 games, making 14 starts ... led the Bulldogs with 45 catches for 720 yards and 7 TDs ... matched his career-best with six catches in the Rose Bowl for 73 yards ... also reeled in a 4-yard touchdown from Jake Fromm for the 38-31 Georgia lead in the fourth quarter ... career-best six catches in win over Kentucky included a TD catch of 27 yards ... led Georgia with five catches vs. Georgia Tech, including a 21-yard scoring grab ... reeled in three catches for 33 yards and a score at Tennessee ... his lone catch vs. Florida was a big one, a 17-yard catch for Georgia's second score of the day ... his 12-yard TD reception against Tennessee put Georgia up 10-0 in the first quarter ... caught two passes for 43 yards against Mississippi State ... had two catches for 35 yards at Notre Dame, including a 31-yarder ... finished with three catches for 81 yards against Appalachian State ... caught a 34-yard TD from Jake Fromm in the second quarter against the Mountaineers ... named to Senior Bowl Watch List ... recipient of the William P. Bruckner Scholarship. **2016 SEASON:** Appeared in 13 games (3 starts, recording 17 catches, fifth-best on team) for 190 yards and a TD ... started in the AutoZone Liberty Bowl and had his first career TD catch, a 4-yarder in the third quarter ... started at Kentucky and had a team-best five catches for 90 yards, including a season-best catch of 51 yards ... had two key grabs on Georgia's game-winning drive vs. UK ... has 14 catches for 179 yards to date ... caught three passes for 32 yards vs. Vanderbilt ... made collegiate debut vs. Nicholls ... first collegiate catch was a 10-yarder at Ole Miss ... caught an 8-yard pass vs. Tennessee and a 21-yarder vs. Louisiana ... recipient of the William P. Bruckner Scholarship.

PERSONAL: Spent one season playing at Hinds (Miss.) Community College prior to playing at Georgia, catching 47 passes for 779 yards and 9 TDs ... Rivals.com four-star prospect ... #23 JUCO prospect nationally, #5 ranked WR JUCO prospect ... ESPN.com four-star prospect, #12 ranked JUCO prospect nationally, #3 ranked JUCO WR overall ... 247sports.com four-star prospect, #11 ranked JUCO prospect overall, #4 JUCO WR overall ... Scout four-star prospect, #11 ranked JUCO prospect and #3 JUCO WR nationally ... helped team to a 6-3 overall record ... Also spent a season at Belhaven University, catching 7 passes for 55 yards in 6 games ... played at Ed White High School in Miami, Fla. ... lettered in basketball and football ... led the county in assists, blocks and rebounds as a senior.

JAVON WIMS' COLLEGE STATISTICS

Year	Team	GP-GS	Rec	Yds	Avg	Lg	TD
2016	Georgia	12-3	17	190	11.2	51	1
2017	Georgia	15-14	45	720	16.0	38	7
Totals		27-17	62	910	14.7	51	8



62

DEJON
ALLENHt: 6-3
DOB: 5/5/1994Wt: 290
College: Hawaii

Acquired: Undrafted free agent in 2018

OFFENSIVE LINE

2017: Named to the all-Mountain West first team...earned all-conference recognition for the third straight year...also named team's Coach June Jones Offensive MVP for the second straight year...started 11 of 12 games at left tackle...scored the highest offensive grade (92.8 percent) on the line...did not allow a single sack in drop-back pass situations...helped UH to its best rushing average (168.2) in 22 years...missed his only game of the season vs. Colorado State game (Sept. 30), ending a streak of 42 straight starts dating back to his redshirt freshman season...finished with 49 starts in 50 games played during his four-year career. **2016:** Named to the all-Mountain West second team...named the Coach June Jones Offensive MVP...started all 14 games at left tackle after making an offseason switch from guard...graded out 90 percent or above in all 14 games...did not give up a single sack all season during drop-back pass plays. **2015:** Appeared in all 13 games as an interior lineman...started 12 games at right guard and one at left guard...tied for the team lead with a season grade of 89 percent...topped UH with 52 knockdowns, allowing only one sack all season...named all-Mountain West honorable mention. **2014:** Appeared in 12 games on the offensive line...started the final 11 games at right guard...graded out at 78 percent for the season...did not allow a sack...season-best 89 percent against Rice (Oct. 4). **2013:** Redshirted. **PERSONAL:** Played at Dominguez High School in Compton, Calif...played on both sides of the line at offensive guard and defensive tackle...rated the 36th-best offensive guard nationally by Rivals...selected 49th-best offensive guard by Scout...picked as the 40th-best offensive guard and No. 86 prospect in the state of California by 247Sports...rated as one of the Top 50 prospects in the south Los Angeles County for the class of 2012 by ESPN...selected honorable mention Press-Telegram Football Dream Team...named to Cal-Hi Sports Preseason All-South Bay/Long Beach first team...named a Top 25 guard/center nationally by MaxPreps...as a junior, named all-San Gabriel Valley League first team...logged 40 tackles and six sacks that season in helping lead team to a league title...also lettered in wrestling, track and field, and baseball.

UNDRAFTED ROOKIES



76

ABDULLAH
ANDERSONHt: 6-4
DOB: 1/24/1996Wt: 295
College: Bucknell

Acquired: Undrafted free agent in 2018

DEFENSIVE LINE

2018 NFLPA Collegiate Bowl participant ... 2017 AP FCS Second Team All-American ... 2017 STATS FCS Third Team All-American ... 2017 Phil Steele FCS Third Team All-American ... 2017 College Sports Madness FCS Third Team All-American ... 2017 Patriot League Defensive Player of the Year ... 2017 Brooks-Irvine Memorial Football Club FCS Collegiate Player of the Year ... four-time All-Patriot League selection ... three-time All-Patriot League First Team (2017, 2016, 2015) ... three-time Preseason All-Patriot League (2017, 2016, 2015) ... 2018 Reese's Senior Bowl Watch List ... 2017 STATS Preseason Third Team All-American ... shares school record in career blocked field goals (3). **2017:** Finished with 42 tackles (20 solo), nine tackles for a loss, 2.5 sacks, two fumble recoveries and one interception ... **2016:** First Team All-Patriot League defensive lineman ... Preseason All-Patriot League selection ... Totaled 13.5 tackles for loss, five pass breakups and two blocked kicks ... Three games with at least two sacks. **2015:** First Team All-Patriot League selection ... Preseason All-Patriot League ... earned team's Tom Gadd Coaches' Award ... totaled 46 tackles, eight tackles for loss, 4.5 sacks and 3 pass breakups. **2014:** Second Team All-Patriot League selection ... started all 11 games at defensive tackle ... **PERSONAL:** Played at Absegami High School in Galloway, New Jersey...Four-year basketball letterwinner and one-year football letterwinner ... two-year basketball team captain.

**29 RASHARD FANT****Ht:** 5-10
DOB: 1/8/1995**Wt:** 180
College: Indiana**Acquired:** Undrafted free agent in 2018 **DEFENSIVE BACK**

Indiana's all-time leader with 58 passes defended and 53 pass breakups. He appeared in 49 career games (36 starts) and made 132 tackles, 119 solo, five for loss (37 yards), five interceptions (68 yards), one pick-6 and three fumble recoveries. Fant added 53 punt return yards and 11 kick return yards ... **2017:** Collected 24 tackles, 21 solo, 2.5 for loss, nine pass breakups (T-12th in the Big Ten), one interception and one fumble recovery in 11 games (all starts) ... returned two punts for 12 yards ... Wuerffel Trophy candidate ... Senior CLASS Award candidate ... named to five watch lists (Bronko Nagurski Trophy, Jim Thorpe Award, Allstate AFCA Good Works Team, Wuerffel Trophy and Senior Bowl) ... Academic All-Big Ten selection. **2016:** Topped the Big Ten in pass breakups (17, T-2nd nationally) and passes defended (20, 3rd nationally) ... started all 13 games recording 33 tackles, 3 interceptions and 1 TFL. **2015:** Led the Big Ten and finished second nationally with 22 pass breakups ... Recorded 52 tackles, 1.5 TFLs 1 interception and 1 fumble recovery in 13 games (12 starts). **2014:** Played in all 12 games recording 23 tackles, 21 solo, with five pass breakups and one fumble recovery ... **PERSONAL:** Played at Our Lady of Mercy High School in Atlanta, Georgia ... three-time all-state, all-region and all-county selection ... named the team's offensive and special teams player of the year twice ... played in the 2013 Offense-Defense All-American Bowl ... rushed for 614 yards on 33 rushes (18.6 average) with five touchdowns as a senior ... recorded 303 yards on 21 receptions with five scores ... added a pair of kick and punt return TDs ... made 36 tackles, four interceptions and nine pass breakups at cornerback ... posted a school record 4.37 40-yard dash time.

**2 MATT FLEMING****Ht:** 6-0
DOB: 12/4/1996**Wt:** 180
College: Benedictine-IL**Acquired:** Undrafted free agent in 2018 **WIDE RECEIVER**

Caught 73 passes for 1,118 yards (15.9 avg) and 13 touchdowns at Benedictine ... **2016:** Appeared in 10 games, catching 45 passes for 731 yards (16.2 avg) and 10 touchdowns. **2015:** Caught 28 passes for 387 yards (13.8 avg) and 3 touchdowns. **PERSONAL:** Played football at Simeon High School in Chicago ... Also ran track and field and was a 2-time All-American.

**43 JOHN FRANKLIN****Ht:** 6-1
DOB: 9/21/1994**Wt:** 186
College: FAU**Acquired:** Undrafted free agent in 2018 **DEFENSIVE BACK**

2017: Played in 13 games at Florida Atlantic switching from quarterback to wide receiver, recording 7 receptions for 95 yards (13.6 avg) and 1 touchdown ... Added 16 carries for 229 yards (14.3 avg) and 2 touchdowns ... had two pass attempts, completing one for 49 yards. In his first collegiate game as a receiver, recorded two receptions for a total of seven yards. Longest reception was for eight yards. **2016:** Played in 13 games at quarterback for Auburn, completing 14-of-26 passes for 204 yards and 1 touchdown ... Added 430 rushing yards on 46 carries (9.3 avg) and 2 touchdowns. **2015:** Played 9 games at quarterback at East Mississippi Community College, completing 64-of-110 passes for 733 yards and 7 touchdowns ... Added 451 yards and 9 touchdowns on the ground. **PERSONAL:** Played at South Plantation High School in Fort Lauderdale, Florida ... Led team to 9-2 record and a FHSAA 8A playoff berth State 4x100 relay champion and 100m runner-up as a senior ... also a basketball letterman.



63

JEREMI
HALLHt: 6-5
DOB: 4/11/1995Wt: 340
College: South Florida

Acquired: Undrafted free agent in 2018

OFFENSIVE LINE

2017: Started all 12 games at left guard ... All-conference first team selection... Helped pave the way for the Bulls to rank second in the conference and eighth nationally with 264.1 rushing yards per game... also helped the Bulls rank sixth nationally in total offense (513.0 ypg) and 10th in scoring offense (38.3 ppg). **2016:** Started all 13 games at left guard...one of four linemen to start every game in 2016...helped the Gulf Coast Offense set school records with 77 touchdowns, 47 rushing touchdowns (third in the FBS), 3,709 rushing yards and 6,650 yards of total offense, while ranking in the top 20 in the nation in sacks allowed (115) ...helped the Bulls extend their nation-leading streak of 30-plus point games to 17...paved the way for USF to finish the season ranked fourth nationally in scoring offense (43.8 ppg), fifth in rushing offense (285.3 ypg) and 11th in total offense (511.5 ypg). **2015:** Appeared in eight games as a back-up at left guard ... was part of an offensive line that plowed the way for a school record 3,205 rushing yards and led The American in fewest sacks allowed in conference games (1.12 per game)...helped the Bulls produce a record 5,741 yards of offense. **2014:** Appeared in 7 games after redshirting his first year. **PERSONAL:** Played at Tri-Cities High School in Atlanta, Georgia. ... Was a three-year starter along the offensive line ... played in the Offense-Defense All-American Bowl ... a member of the Atlanta Journal-Constitution's Super 75 ... ranked as the nation's eighth-best guard or center by Tom Lemming entering his senior season ... a first-team all-state selection by The Associated Press as a junior ... earned all-metro honors from the Atlanta Journal-Constitution ... helped Tri-Cities to a 10-3 record and a trip to the quarterfinals of the state playoffs ... the 10 wins were a school record.



8

GARRETT
JOHNSONHt: 5-11
DOB: 12/3/1995Wt: 175
College: Kentucky

Acquired: Undrafted free agent in 2018

WIDE RECEIVER

Totaled 107 career receptions for 1,550 yards, ranking him 8th on UK's career receiving yards list ... **2017:** Played in 13 games for Kentucky, catching 48 passes for 539 yards (11.2 avg) and 2 touchdowns ... Added 2 carries for 12 yards (6.0 avg). **2016:** Played in 13 games, catching a team-high 39 passes for 585 yards and 5 touchdowns ... Caught a pass in 11 straight games. **2015:** Played in all 12 games with 11 starts, averaging 57.8 receiving yards per game ... Led the team with 694 receiving yards, collecting 46 catches for two touchdowns, including a long of 39 ... Of his 46 catches, 30 came as first-down grabs or touchdowns, a team high ... Had two 100-yard games, a 119-yard, six-catch outing vs. No. 23 Missouri and a nine-catch, 160-yard performance vs. Auburn ... had a catch in all 12 games, with at least three catches in eight outings. **PERSONAL:** Played at West Orange High School in Winter Garden, Florida ... First-team all-state as a senior by The Associated Press ... Ended senior season with 59 receptions for 1,421 yards and 24 touchdowns ... A three-star recruit by Rivals, 247Sports.com, Scout and ESPN ... Rivals ranked him the 96th-best player in the state of Florida and the 99th-best wide receiver in the nation ... ESPN rated him the 84th-best prospect in Florida and 64th-best wide receiver in the nation ... Named all-area his senior year by the Orlando Sentinel.



21

MICHAEL
JOSEPH

Ht: 6-1


Wt: 187

DOB: 3/19/1995

College: Duquesne

Acquired: Undrafted free agent in 2018 **DEFENSIVE BACK**

Totalled 166 tackles, 15 interceptions and 6 TFLs in three seasons on the field at Duquesne ... Three-time First Team All-Iowa Conference player at Duquesne ... Named 2017 Cliff Harris Award winner, given to the nation's top small school defensive player (DII, DIII, NAIA). **2017:** Played in 10 games, recording 56 tackles and 8 interceptions. Named First-team All-Iowa Conference. **2016:** Played in 10 games recording 68 tackles, 4 TFLs, 1 sack and 4 interceptions ... Named First-team All-Iowa Conference. **2015:** Played in 11 games, recording 42 tackles, 2 TFLs, 1 forced fumble and 3 interceptions ... Named First-team All-Iowa Conference.



35

RYAN
NALL

Ht: 6-2


Wt: 232

DOB: 12/27/1995

College: Oregon State

Acquired: Undrafted free agent in 2018 **RUNNING BACK**

Appeared in 32 games, making 19 starts ... Ranks eighth in Oregon State history with 2,216 rushing yards. Has carried the ball 385 times, and averages 5.8 yards per carry, which ties him with J.J. Young for the best mark in OSU history ... His 24 rushing touchdowns ranks seventh in school history ... Has nine 100-yard rushing games, tied for seventh all-time ... Only player in Oregon State history with three carries of 75 or more yards ... Adds 563 receiving yards and four touchdowns; has caught 56 passes, and averages 10.1 yards per reception ... Three-time Pac-12 All-Academic selection: second team in 2017, honorable mention in 2015 and 2016 ... Also earned CoSIDA Academic All-District 8 honors as a junior ... 2016 All-Pac-12 Honorable Mention. **2017:** Played in 11 games (9 starts), totaling 810 yards on 165 carries (4.9 avg) and 8 touchdowns ... Added 27 receptions for 240 yards and 2 touchdowns ... Pac-12 All-Academic Second Team. **2016:** Started 10 games, rushing for 951 yards on 147 carries (6.5 avg) and 13 touchdowns...Added 22 receptions for 214 yards (9.7 avg) and 2 touchdowns. **2015:** Played in 11 games totaling 73 carries for 455 yards (6.2 avg) and 3 touchdowns...Added 7 receptions for 109 yards (15.6 avg). **PERSONAL:** Played at Central Catholic High School in Sandy, Oregon ... Rushed for 1,684 yards and 22 touchdowns as a senior ... Named the Oregon Sports Awards Prep Football Player of the Year ... 6A Offensive Player of the Year ... First team all-state running back and linebacker as a senior ... PrepStar All-West Region ... Led the Rams to their first state title in 60 years as a senior rushing for 196 yards and three touchdowns and adding four tackles and an interception in the championship game.



50

ELIJAH
NORRIS

Ht: 6-4

Wt: 220

DOB: 7/4/1994

College: Shepherd

Acquired: Undrafted free agent in 2018 **LINEBACKER**

2017: Appeared and started in all 11 games ... garnered second team All-MEC honors as he recorded 44 total tackles (34 solo) with 11.0 tackles-for-loss (-49 yards) and 6.5 sacks (-36 yards) ... added a pair of pass breakups, a forced fumble, a blocked kick and an interception. **2016:** Sat out season. **2015:** Appeared in 14 games with 6 starts ... Recorded 32 total tackles (19 solo) with 6.0 tackles-for-loss (-28 yards) and 3.0 sacks (-17 yards) ... added a pair of forced fumbles and one blocked kick. **PERSONAL:** Played at Archbishop Carroll High School in Upper Marlboro, Maryland ... garnered Washington Post All-Met honors as a tight end ... selected to play in Chesapeake Bowl all-star game ... a transfer from UConn where he played in 2012 and 2013.



46

NICK ORR

Ht: 5-10
DOB: 10/6/1995

Wt: 187
College: TCU




Acquired: Undrafted free agent in 2018 **DEFENSIVE BACK**

2017: First-team All-Big 12 by the head coaches and an AP second-team selection ... played in all 14 games with 13 starts ... led TCU with three interceptions, including one in the Valero Alamo Bowl win over Stanford in his final game ... his nine career picks were the most among active Horned Frogs ... tied for second on the team with 66 tackles, including

39 solo. **2016:** Started all 13 games at safety ... second-team All-Big 12 ... led TCU with four interceptions ... recorded 86 total tackles, including 47 solo stops ... had two interceptions at Kansas. **2015:** Started all 13 games for the Horned Frogs, earning starts at both cornerback and safety ... started the first two games of the season at cornerback before making switch to safety ... finished the season ranked sixth on the team in tackles with 50, including three tackles for loss ... had nine pass breakups ... had two fumble recoveries and a forced fumble. **2014:** Appeared in 12 contests ... posted his first collegiate interception in the SMU game ... totaled three tackles on the season. **PERSONAL:** Played at DeSoto High School in DeSoto, Texas ... Ranked No. 12 in Texas and No. 55 nationally for cornerbacks by Scout.com ... a three-star recruit ... No. 83 overall prospect in the Scout.com Texas Top 100 ... first-team all-district as a senior while also being an Associated Press honorable mention all-state selection.

UNDRAFTED ROOKIES



74

BUNMI ROTIMI

Ht: 6-4
DOB: 7/16/1995

Wt: 275
College: Old Dominion



Acquired: Undrafted free agent in 2018 **DEFENSIVE LINE**

2017: Conference USA Honorable Mention ... Played in 9 games (7 starts) at defensive end ... Had 29 tackles, seven tackles for loss and 5.5 sacks ... Blocked a field goal at Marshall ... Second on the team with five QB hurries ... Recorded five tackles and two sacks in the season-opening win over Albany. **2016:** Conference USA Honorable


Mention ... CoSIDA Academic All-District honoree ... Started all 13 games at defensive end ... Had 44 tackles and finished second on the team with seven sacks and 10.0 tackles for loss ... Tied with Craig Wilkins for the ODU career record with 13.5 sacks. **2015:** Played in all 12 games starting 11 at defensive tackle ... Was second on the defensive line with 36 tackles and second on the squad with 4.5 sacks and 7.0 tackles for loss ... C-USA Commissioner's Honor Roll. **2014:** Played in all 12 games, starting two at defensive tackle ... A former walk-on, earned a scholarship in fall camp ... Recorded 30 tackles, 2.5 tackles for loss and two sacks on the season ... Had a season-high seven tackles in the game at UTEP ... Tallied three tackles apiece in the games against Eastern Michigan, Western Kentucky, Louisiana Tech and FAU ... Recorded sacks against Middle Tennessee and FIU ... Made Dean's List in the fall of 2014. **PERSONAL:** Played at West Potomac High School in Alexandria, Virginia ... Helped team to the playoffs as a junior and senior ... Earned first-team All-Patriot District accolades as a junior ... Received All-Region honors in the shot put.

**33 KEVIN TOLLIVER II****Ht:** 6-2**Wt:** 192**DOB:** 11/24/1995**College:** LSU**Acquired:** Undrafted free agent in 2018**DEFENSIVE BACK**

Played in 31 games with 18 starts at LSU ... Totaled 112 tackles, 4.0 tackles for loss, 2.0 sacks and 2 interceptions during his career. **2017:** Played in 12 games with five starts ... Recorded 28 sacks, 10 pass breakups, 2 forced fumbles and 1 interception. **2016:** Saw action in seven games and started five ... Missed the final four games of the season due to a shoulder injury ... Recorded 21 total tackles and a pass breakup ... Finished with a season-high six tackles (four solo) and a pass breakup against Mississippi State ... Had one tackle for a loss of three yards and tallied four total tackles against Ole Miss. **2015:** Played in all 12 games and made eight starts at cornerback ... Finished with 35 tackles, five pass breakups, 2.0 tackles for loss and one interception. **PERSONAL:** Played at Trinity Christian High School in Jacksonville, Florida ... Unanimously given a five-star ranking by Rivals, Scout, 247Sports and ESPN ... Was listed as the No. 1 overall prospect in the nation at one point and finished his high school career at No. 6 in the ESPN 300 ... Participated in the Under Armor All-American game.

**48 ANDREW TRUBMETTI****Ht:** 6-4**Wt:** 263**DOB:** 3/14/1996**College:** Notre Dame**Acquired:** Undrafted free agent in 2018**LINEBACKER**

2017: Played in 13 games (one start) recording 48 tackles and 4 TFLS. **2016:** Played on 12 games (7 starts) totaling 26 tackles ... **2015:** Played in 12 games (3 starts), finishing with 16 tackles, 2.5 TFLs, 1 sack and 1 interception (returned for a touchdown). **2014:** Played in 12 games (1 start), recording 21 tackles, 5.5 TFLs and 1 sack. **PERSONAL:** Played at Northern Valley Regional High School in Demarest, New Jersey ... Ranked as 85th player nationally by 247Sports, 97th by ESPN and 166th by Scout.com ... Named to USA Today American Family Insurance All-USA New Jersey team for 2013 ... First-team pick as defensive lineman on Newark Star-Ledger All-Ledger All-Bergen County squad ... Honorable mention defensive lineman on MSG Varsity all-New Jersey squad for 2013.



2 RYAN WINSLOW

Ht: 6-5

Wt: 217

DOB: 4/30/1994

College: Pittsburgh

Acquired: Undrafted free agent in 2018




PUNTER

2017: Selected first team All-ACC by league coaches, the Associated Press and Atlantic Coast Sports Media Association (ACSMA)...averaged a career-best 44.5 yards on 57 punts for the season...his punting average topped the ACC...placed 16 punts inside the 20-yard line...averaged a career-high 50.1 yards (on seven punts) at Georgia Tech...

had a career-long 63-yard punt against Oklahoma State...Threw a 15-yard touchdown pass to Nathan Bossory off a fake field goal at Virginia Tech...Recipient of the ACC's Weaver-James-Corrigan Postgraduate Award...named a semifinalist for the National Football Foundation William V. Campbell Trophy (presented to the nation's top Scholar-Athlete). **2016:** In his third season as the Panthers' starting punter, averaged 42.6 yards on 56 attempts...placed 12 inside the 20-yard line...achieved his season single-game high with a 48.8-yard average (on five punts) at Virginia...had a season-long 53-yard punt in four different games (Villanova, Oklahoma State, North Carolina and Miami). **2015:** Served as Pitt's starting punter for the second consecutive season...averaged 41.1 yards on 63 punts for the year, placing 21 inside the 20-yard line...had a season-long 60-yard punt at Georgia Tech, placing four punts inside the 20...averaged a season-best 45.0 yards (on four punts) against North Carolina...averaged 44.7 yards on six punts, placing three inside the 20 against Virginia...executed a gutsy fake punt at Syracuse when he completed a 12-yard pass to Matt Galambos, extending Pitt's fourth-quarter drive that concluded with Chris Blewitt's game-winning 25-yard field goal as time expired. **2014:** Seized the starting punting job in his first active season...averaged 40.1 yards on 50 punts for the year...had a season-long 51-yard punt at North Carolina...averaged a season-best 43.5 yards (on two punts) vs. Houston in the Armed Forces Bowl...named the ACC Specialist of the Week for his Virginia Tech performance after dropping five of his seven punts inside the Hokies' 15-yard line...Named to the All-ACC Academic Football Team. **PERSONAL:** Played at La Salle College, High School in Maple Glen, Pennsylvania. Rated one of the country's top four punters by Scout...first team All-EasternPAFootball.com Big School Team (Class AAAA-Class AAA)...Philadelphia Daily News All-City...All-Catholic League.

UNDRAFTED ROOKIES



55 JOSH WOODS

Ht: 6-1

Wt: 204

DOB: 7/1/1996

College: Maryland

Acquired: Undrafted free agent in 2018



LINEBACKER

2017: Appeared in 10 games (9 starts) ... Had a career-best season, posting 62 tackles, 4.5 tackles for loss, four pass breakups and two interceptions. **2016:** Appeared in 10 games (5 starts). **2015:** Appeared in the final six games, primarily on special teams. **2014:** Appeared in the final eight games of the season, primarily on special teams.

PERSONAL: Played at the McDonogh School in Baltimore, Maryland ... Played cornerback and wide receiver ... helped the Eagles complete an 11-0 season in 2013 culminating in the school's first MIAA A outright title ... had 35 tackles and four interceptions at safety ... totaled 35 catches for 800 yards and 10 touchdowns as a wide receiver ... a Maryland Consensus All-State selection and a first team Maryland Private School All-State honoree ... named a Baltimore Sun first team All-Metro selection on defense ... earned All-MIAA A honors ... named to Team Maryland for the 2014 Big 33 Football Classic ... rated a three-star recruit by ESPN, Rivals and Scout.



CHICAGO BEARS PLAYERS

Roster as of July 1, 2018

NUMERICAL ROSTER

No.	Name	Pos.	Ht.	Wt.	Age	Exp.	College	Acquired
1	Cody Parkey	K	6-0	190	26	5	Auburn	UFA-18 (MIA)
2d	Ryan Winslow	P	6-5	217	24	R	Pittsburgh	UFA-18
20	Matt Fleming	WR	6-0	180	21	R	Benedictine-IL	UFA-18
4	Chase Daniel	QB	6-0	225	31	9	Missouri	UFA-18 (NO)
8	Garrett Johnson	WR	5-11	175	22	R	Kentucky	UFA-18
9	Tyler Bray	QB	6-6	215	26	6	Tennessee	UFA-18 (KC)
10	Mitchell Trubisky	QB	6-3	222	23	2	North Carolina	D1-17
11	Kevin White	WR	6-3	216	25	4	West Virginia	D1-15
12	Allen Robinson II	WR	6-3	211	24	5	Penn State	UFA-18 (JAX)
13	Bennie Fowler III	WR	6-1	212	27	4	Michigan State	UFA-18 (DEN)
14	Demarcus Ayers	WR	5-11	190	23	1	Houston	WFA-17 (NE)
15	Joshua Bellamy	WR	6-0	208	29	4	Louisville	WC-14 (WAS)
16	Pat O'Donnell	P	6-4	217	27	5	Miami (Fla.)	D6b-14
17	Anthony Miller	WR	5-11	190	23	R	Memphis	D2b-18
18	Taylor Gabriel	WR	5-8	165	27	5	Abilene Christian	UFA-18 (ATL)
19	Tanner Gentry	WR	6-2	209	23	1	Wyoming	UFA-17
20	Prince Amukamara	DB	6-0	204	29	8	Nebraska	UFA-17 (JAX)
21	Michael Joseph	DB	6-1	187	23	R	Dubuque	UFA-18
22	Cre'Von LeBlanc	DB	5-11	190	23	3	Florida Atlantic	WC-16 (NE)
23	Kyle Fuller	DB	5-11	190	26	5	Virginia Tech	D1-14
24	Jordan Howard	RB	6-0	224	23	3	Indiana	D5-16
25	Jonathon Mincy	DB	5-10	196	25	1	Auburn	WFA-15 (ATL)
26	Deon Bush	DB	6-0	205	24	3	Miami (Fla.)	D4b-16
27	Sherrick McManis	DB	6-1	193	30	9	Northwestern	TR-12 (HOU)
29d	Rashard Fant	DB	5-10	180	23	R	Indiana	UFA-18
29o	Tarik Cohen	RB	5-6	181	22	2	North Carolina A&T	D4b-17
30	Benny Cunningham	RB	5-10	218	27	6	Middle Tennessee State	UFA-17 (LAR)
31	Marcus Cooper Sr.	DB	6-2	197	28	6	Rutgers	UFA-17 (ARZ)
32	Delondre' Hall	DB	6-2	206	24	3	Northern Iowa	D4c-16
33d	Kevin Toliver II	DB	6-2	192	22	R	LSU	UFA-18
33o	Taquan Mizell	RB	5-10	185	24	2	Virginia	WC-17 (BAL)
35d	Doran Grant	DB	5-10	196	25	2	Ohio State	WFA-17 (JAX)
35o	Ryan Nall	RB	6-2	232	22	R	Oregon State	UFA-18
36	DeAndre Houston-Carson	DB	6-1	205	25	3	William & Mary	D6-16
37	Bryce Callahan	DB	5-9	188	26	4	Rice	UFA-15
38	Adrian Amos	DB	6-0	214	25	4	Penn State	D5-15
39	Eddie Jackson	DB	6-0	202	24	2	Alabama	D4a-17
43	John Franklin III	DB	6-1	186	23	R	FAU	UFA-18
44	Nick Kwiatkowski	LB	6-2	242	25	3	West Virginia	D4a-16
45	Kasim Edehali	LB	6-2	253	28	5	Boston College	UFA-18 (NO)
46d	Nick Orr	DB	5-10	187	22	R	TCU	UFA-18
46o	Michael Burton	FB	6-0	240	26	4	Rutgers	WFA-17 (DET)
47	Isaiah Irving	LB	6-3	254	24	2	San Jose State	UFA-17
48d	Andrew Trumbetti	LB	6-4	263	22	R	Notre Dame	UFA-18
48o	Patrick Stales	LS	6-4	239	30	3	Utah State	WFA-15 (BAL)
49	Kylie Fitts	LB	6-4	260	23	R	Utah	D6-18
50	Elijah Norris	LB	6-4	220	23	R	Shepherd	UFA-18
52	Jonathan Anderson	LB	6-1	237	26	4	TCU	UFA-15
53	John Timu	LB	6-0	246	25	4	Washington	UFA-15
55o	Hroniss Grasu	OL	6-3	301	26	4	Oregon	D3-15
55d	Josh Woods	LB	6-1	204	21	R	Maryland	UFA-18
57	Joel Iyiegbuniwe	LB	6-1	230	22	R	Western Kentucky	D4-18
58	Roquan Smith	LB	6-1	236	21	R	Georgia	D1-18
59	Danny Trevathan	LB	6-1	239	28	7	Kentucky	UFA-16 (DEN)
60	Brandon Greene	OL	6-5	295	24	1	Alabama	UFA-17
62	Dejon Allen	OL	6-3	290	24	R	Hawaii	UFA-18
63	Jeremi Hall	OL	6-5	340	23	R	South Florida	UFA-18
64	Eric Kush	OL	6-4	317	28	6	California (PA)	WC-16 (LA)
65	Cody Whitehair	OL	6-4	310	25	3	Kansas State	D2-16
67	Jordan Morgan	OL	6-4	311	24	2	Kutztown	D5-17
68	James Daniels	OL	6-4	295	20	R	Iowa	D2a-18
69	Rashaad Coward	OL	6-6	320	23	1	Old Dominion	UFA-17
70	Bobby Massie	OL	6-6	317	28	7	Mississippi	UFA-16 (ARZ)
71	Earl Watford	OL	6-4	295	27	5	James Madison	UFA-18 (ARZ)
72	Charles Leno Jr.	OL	6-3	306	26	5	Boise State	D7-14
73	Will Perick	OL	6-3	300	28	3	Colorado	WFA-17 (BUF)
74	Bunmi Rotimi	DL	6-4	275	22	R	Old Dominion	UFA-18
75	Kyle Long	OL	6-6	316	29	6	Oregon	D1-13
76	Abdullah Anderson	DL	6-4	295	22	R	Bucknell	UFA-18
78d	Cayon Walker	DL	6-2	278	23	R	Maryland	UFA-18
78o	Matt McCants	OL	6-5	309	28	6	UAB	WFA-17 (CLE)
79	Bradley Sowell	OL	6-7	312	29	7	Mississippi	UFA-17 (SEA)
80	Trey Burton	TE	6-3	235	26	5	Florida	UFA-18 (PHI)
81	Marlon Brown	WR	6-5	214	27	5	Georgia	WFA-17 (DEN)
82	Colin Thompson	TE	6-4	257	24	1	Temple	WFA-17 (NYG)
83	Javon Wims	WR	6-4	215	23	R	Georgia	D7-18
84	Ben Braunecker	TE	6-4	252	24	3	Harvard	UFA-16
85	Daniel Brown	TE	6-5	247	26	4	James Madison	WFA-16 (BAL)
87	Adam Shaheen	TE	6-6	270	23	2	Ashland	D2-17
88	Dion Sims	TE	6-4	268	27	6	Michigan State	UFA-17 (MIA)
90	Jonathan Bullard	DL	6-3	296	24	3	Florida	D3-16
91	Eddie Goldman	DL	6-4	320	24	4	Florida State	D2-15
92	John Jenkins	DL	6-3	327	28	6	Georgia	UFA-17 (SEA)
93	Sam Acho	LB	6-3	259	29	8	Texas	UFA-15 (ARZ)
94	Leonard Floyd	LB	6-4	251	25	3	Georgia	D1-16
95	Roy Robertson-Harris	DL	6-7	294	24	2	UTEP	UFA-16
96	Akiem Hicks	DL	6-5	332	28	7	Regina	UFA-16 (NE)
97	Nick Williams	DL	6-4	310	28	5	Samford	WFA-17 (MIA)
98	Bilal Nichols	DL	6-4	290	21	R	Delaware	D5-18
99	Aaron Lynch	LB	6-6	270	25	5	South Florida	UFA-18 (SF)

RESERVE / PHYSICALLY UNABLE TO PERFORM LIST

86	Zach Miller	TE	6-5	245	33	8	Nebraska-Omaha	WFA-13 (TB)
----	-------------	----	-----	-----	----	---	----------------	-------------



Roster as of July 1, 2018

No.	Name	Pos.	Ht.	Wt.	Age	Exp.	College	Hometown
93	Acho, Sam	LB	6-3	259	24	8	Texas	Dallas, Texas
62	Allen, Dejon	OL	6-3	290	24	R	Hawaii	Compton, Calif.
38	Amos, Adrian	DB	6-0	214	25	4	Penn State	Baltimore, Md.
20	Amukamara, Prince	DB	6-0	204	29	8	Nebraska	Clendale, Ari.
76	Anderson, Abdullah	DL	6-4	295	22	R	Bucknell	Galloway, N.J.
52	Anderson, Jonathan	LB	6-1	237	26	4	TCU	Corpus Christi, Texas
14	Ayers, Demarcus	WR	5-11	190	23	1	Houston	Lancaster, Texas
15	Bellamy, Joshua	WR	6-0	208	29	4	Louisville	St. Petersburg, Fla.
84	Braunacker, Ben	TE	6-4	252	24	3	Harvard	Ferdinand, Ind.
9	Bray, Tyler	QB	6-6	215	26	6	Tennessee	Clovis, Calif.
85	Brown, Daniel	TE	6-5	247	26	4	James Madison	Windsor, Va.
81	Brown, Marlon	WR	6-5	214	27	5	Georgia	Memphis, Tenn.
90	Bullard, Jonathan	DL	6-3	296	24	3	Florida	Shelby, N.C.
460	Burton, Michael	FB	6-0	240	26	4	Rutgers	Long Valley, N.J.
80	Burton, Trev	TE	6-3	235	26	5	Florida	Venice, Fla.
26	Bush, Deon	DB	6-0	205	24	3	Miami (Fla.)	Miami, Fla.
37	Callahan, Bryce	DB	5-9	188	26	4	Rice	Cypress, Texas
290	Cohen, Tarik	RB	5-6	181	22	2	North Carolina AGT	Bunn, N.C.
31	Cooper Sr., Marcus	DB	6-2	197	28	6	Rutgers	Hartford, Conn.
69	Coward, Rashaad	OL	6-6	320	23	1	Old Dominion	Brooklyn, N.Y.
30	Cunningham, Benny	RB	5-10	218	27	6	Middle Tennessee State	Nashville, Tenn.
4	Daniel, Chase	QB	6-0	225	31	9	Missouri	Southlake, Texas
68	Daniels, James	OL	6-4	295	20	R	Iowa	Warren, Ohio
45	Edebali, Kasim	LB	6-2	253	28	5	Boston College	Hamburg, Germany
29d	Fant, Rashard	DB	5-10	180	23	R	Indiana	Atlanta, Ga.
49	Fitts, Kylie	LB	6-4	260	23	R	Utah	Santa Rosa, Calif.
20	Fleming, Matt	WR	6-0	180	21	R	Benedictine-IL	Chicago, Ill.
94	Floyd, Leonard	LB	6-4	251	25	3	Georgia	Atlanta, Ga.
13	Fowler, Bennie	WR	6-1	212	27	4	Michigan State	Bloomfield, Mich.
43	Franklin III, John	DB	6-1	186	23	R	FAU	Fort Lauderdale, Fla.
23	Fuller, Kyle	DB	5-11	190	26	5	Virginia Tech	Baltimore, Md.
18	Gabriel, Taylor	WR	5-8	165	27	5	Abilene Christian	Mesquite, Texas
19	Gentry, Tanner	WR	6-2	209	23	1	Wyoming	Aurora, Colo.
91	Goldman, Eddie	DL	6-4	320	24	4	Florida State	Washington, D.C.
35d	Grant, Doran	DB	5-10	196	25	2	Ohio State	Akron, Ohio
55	Grasu, Hroniss	OL	6-3	301	26	4	Oregon	Northridge, Calif.
60	Greene, Brandon	OL	6-5	295	24	1	Alabama	Ellenwood, Ga.
32	Hall, Deiondre'	DB	6-2	206	24	3	Northwestern Iowa	Blue Springs, Mo.
63	Hall, Jeremi	OL	6-5	340	23	R	South Florida	Atlanta, Ga.
96	Hicks, Akiem	DL	6-5	332	28	7	Regina	Elk Grove, Calif.
36	Houston-Carson, DeAndre	DB	6-1	205	25	3	William & Mary	Woodford, Va.
24	Howard, Jordan	RB	6-0	224	23	3	Indiana	Birmingham, Ala.
47	Irving, Isaiah	LB	6-3	254	24	2	San Jose State	Vacaville, Calif.
57	Iyegbunwe, Joel	LB	6-1	230	22	R	Western Kentucky	Bowling Green, Ky.
39	Jackson, Eddie	DB	6-0	202	24	2	Alabama	Winterdale Lakes, Fla.
92	Jenkins, John	DL	6-3	327	28	6	Georgia	Meriden, Conn.
8	Johnson, Garrett	WR	5-11	175	22	R	Kentucky	Lauder Garden, Fla.
21	Joseph, Michael	DB	6-1	187	23	R	Dubuque	Oswego, Ill.
64	Kush, Eric	OL	6-4	317	28	6	California (PA)	Bridgeville, Penn.
44	Kwiatkowski, Nick	LB	6-2	242	25	3	West Virginia	Bethel Park, Penn.
22	LeBlanc, Cre'Von	DB	5-11	190	23	3	Florida Atlantic	Palm Beach, Fla.
72	Leno, Jr., Charles	OL	6-3	306	26	5	Boise State	Oakland, Calif.
75	Long, Kyle	OL	6-6	316	29	6	Oregon	Ivy, Va.
99	Lynch, Aaron	LB	6-6	270	25	5	South Florida	Cape Coral, Fla.
70	Massie, Bobby	OL	6-6	317	28	7	Mississippi	Lynchburg, Va.
780	McCants, Matt	OL	6-5	309	28	6	UAB	Mobile, Ala.
27	McManis, Sherrick	DB	6-1	193	30	9	Northwestern	Peoria, Ill.
17	Miller, Anthony	WR	5-11	190	23	R	Memphis	Memphis, Tenn.
25	Mincy, Jonathon	DB	5-10	196	25	1	Auburn	Decatur, Ga.
330	Mizzell, Taguan	RB	5-10	185	24	2	Virginia	Virginia Beach, Va.
67	Morgan, Jordan	OL	6-4	311	24	2	Kutztown	Philadelphia, Pa.
350	Nall, Ryan	RB	6-2	232	22	R	Oregon State	Sandy, Ore.
98	Nichols, Bilal	DL	6-4	290	21	R	Delaware	Newark, Del.
50	Norris, Elijah	LB	6-4	220	23	R	Shepherd	Washington, D.C.
16	O'Donnell, Pat	P	6-4	217	27	5	Miami (Fla.)	Lake Worth, Fla.
46d	Orr, Nick	DB	5-10	187	22	R	TCU	DeSoto, Texas
1	Parkey, Cody	K	6-0	190	26	5	Auburn	Jupiter, Fla.
73	Pericak, Will	OL	6-3	300	28	3	Colorado	Boulder, Colo.
95	Robertson-Harris, Roy	DL	6-7	294	24	2	UTEP	Oakland, Calif.
12	Robinson II, Allen	WR	6-3	211	24	5	Penn State	Detroit, Mich.
74	Rotimi, Bunmi	DL	6-4	275	22	R	Old Dominion	Alexandria, Va.
48d	Scales, Patrick	LS	6-4	239	30	3	Utah State	Louisville, Ky.
87	Shaheen, Adam	TE	6-6	270	23	2	Ashland	Galena, Ohio
88	Sims, Dion	TE	6-4	268	27	6	Michigan State	Detroit, Mich.
58	Smith, Roguan	LB	6-1	236	21	R	Georgia	Montezuma, Ga.
79	Sowell, Bradley	OL	6-7	312	29	7	Mississippi	Hernando, Miss.
82	Thompson, Colin	TE	6-4	257	24	1	Temple	Doylstown, Pa.
53	Timu, John	LB	6-0	246	25	4	Washington	Long Beach, Calif.
33d	Toliver II, Kevin	DB	6-2	192	22	R	LSU	Jacksonville, Fla.
59	Trevathan, Danny	LB	6-1	239	28	7	Kentucky	Youngstown, Ohio
10	Trubisky, Mitchell	QB	6-3	222	23	2	North Carolina	Mentor, Ohio
48d	Trumbetti, Andrew	LB	6-4	263	22	R	Notre Dame	Demarest, N.J.
78d	Walker, Caven	DL	6-2	278	23	R	Maryland	Washington, D.C.
71	Watford, Earl	OL	6-4	295	27	5	James Madison	Philadelphia, Pa.
11	White, Kevin	WR	6-3	216	25	4	West Virginia	Plainfield, N.J.
65	Whitehair, Cody	OL	6-4	310	25	3	Kansas State	Kearney, Neb.
97	Williams, Nick	DL	6-4	310	28	5	Samford	Birmingham, Ala.
83	Wims, Javon	WR	6-4	215	23	R	Georgia	Miami, Fla.
2d	Winslow, Ryan	P	6-5	217	24	R	Pittsburgh	Miami Glen, Pa.
55d	Woods, Josh	LB	6-1	204	21	R	Maryland	Baltimore, Md.

RESERVE / PHYSICALLY UNABLE TO PERFORM LIST

86	Miller, Zach	TE	6-5	245	33	8	Nebraska-Omaha	Wahoo, Neb.
----	--------------	----	-----	-----	----	---	----------------	-------------



CHICAGO BEARS PLAYERS

Roster as of July 1, 2018

No.	QUARTERBACKS (3)	Pos.	Ht.	Wt.	Age	Exp.	College
9	Bray, Tyler	QB	6-6	215	26	6	Tennessee
4	Daniel, Chase	QB	6-0	225	31	9	Missouri
10	Trubisky, Mitchell	QB	6-3	222	23	2	North Carolina
No.	RUNNING BACKS (6)	Pos.	Ht.	Wt.	Age	Exp.	College
46	Burton, Michael	FB	6-0	240	26	4	Rutgers
29	Cohen, Tarik	RB	5-6	181	22	2	North Carolina A&T
30	Cunningham, Benny	RB	5-10	218	27	5	Middle Tennessee State
24	Howard, Jordan	RB	6-0	224	23	3	Indiana
33	Mizzell, Taquan	RB	5-10	185	24	2	Virginia
35	Nail, Ryan	RB	6-2	232	22	R	Oregon State
No.	WIDE RECEIVERS (12)	Pos.	Ht.	Wt.	Age	Exp.	College
14	Ayers, Demarcus	WR	5-11	190	23	1	Houston
15	Bellamy, Joshua	WR	6-0	208	29	4	Louisville
81	Brown, Marlon	WR	6-5	214	27	5	Georgia
2	Fleming, Matt	WR	6-0	180	21	R	Benedictine-IL
13	Fowler, Bennie	WR	6-1	212	27	4	Michigan State
18	Gabriel, Taylor	WR	5-8	165	27	5	Abilene Christian
19	Gentry, Tanner	WR	6-2	209	23	1	Wyoming
8	Johnson, Garrett	WR	5-11	175	22	R	Kentucky
17	Miller, Anthony	WR	5-11	190	23	R	Memphis
12	Robinson II, Allen	WR	6-3	211	24	5	Penn State
11	White, Kevin	WR	6-3	216	25	4	West Virginia
83	Wims, Javon	WR	6-4	215	23	R	Georgia
No.	TIGHT ENDS (6)	Pos.	Ht.	Wt.	Age	Exp.	College
84	Braunacker, Ben	TE	6-4	252	24	3	Harvard
85	Brown, Daniel	TE	6-5	247	26	3	James Madison
80	Burton, Trey	TE	6-3	235	26	5	Florida
87	Shaheen, Adam	TE	6-2	270	23	2	Ashland
88	Sims, Dion	TE	6-4	268	27	6	Michigan State
82	Thompson, Colin	TE	6-4	257	24	1	Temple
No.	OFFENSIVE LINEMEN (16)	Pos.	Ht.	Wt.	Age	Exp.	College
69	Allen, Dejon	OL	6-3	290	24	R	Hawaii
63	Coward, Rashad	OL	6-6	320	23	1	Old Dominion
68	Daniles, James	OL	6-4	295	20	R	Iowa
55	Grasu, Hroniss	OL	6-3	301	26	4	Oregon
60	Greene, Brandon	OL	6-5	295	24	1	Alabama
63	Hall, Jeremi	OL	6-5	340	23	R	South Florida
64	Kush, Eric	OL	6-4	317	28	6	California (PA)
72	Leno, Jr., Charles	OL	6-3	306	26	5	Boise State
75	Long, Kyle	OL	6-6	316	29	6	Oregon
70	Massie, Bobby	OL	6-6	317	28	7	Mississippi
780	McCants, Matt	OL	6-5	309	28	6	UAB
67	Morgan, Jordan	OL	6-4	311	24	2	Kutztown
73	Perick, Will	OL	6-3	300	28	4	Colorado
79	Sowell, Bradley	OL	6-7	312	29	7	Mississippi
71	Watford, Earl	OL	6-4	295	27	5	James Madison
65	Whitehair, Cody	OL	6-4	310	25	3	Kansas State
No.	DEFENSIVE LINEMEN (10)	Pos.	Ht.	Wt.	Age	Exp.	College
76	Anderson, Abdullah	DL	6-4	295	22	R	Bucknell
90	Bullard, Jonathan	DL	6-3	296	24	3	Florida
91	Goldman, Eddie	DL	6-4	320	24	4	Florida State
86	Hicks, Akiem	DL	6-5	332	28	7	Regina
92	Jenkins, John	DL	6-3	327	28	5	Georgia
98	Nichols, Bilal	DL	6-4	290	21	R	Delaware
95	Robertson-Harris, Roy	DL	6-7	294	24	2	UTEP
74	Rotimi, Bunmi	DL	6-4	275	22	R	Old Dominion
78d	Walker, Cavin	DL	6-2	278	23	R	Maryland
97	Williams, Nick	DL	6-4	310	28	5	Samford
No.	LINEBACKERS (15)	Pos.	Ht.	Wt.	Age	Exp.	College
93	Acho, Sam	LB	6-3	259	29	8	Texas
52	Anderson, Jonathan	LB	6-1	237	26	4	TCU
45	Edebail, Kasim	LB	6-2	253	28	5	Boston College
49	Fitts, Kylie	LB	6-4	260	23	R	Utah
94	Floyd, Leonard	LB	6-4	251	25	3	Georgia
47	Irving, Isaiah	LB	6-3	254	24	2	San Jose State
57	Iyegbunwe, Joel	LB	6-1	230	22	R	Western Kentucky
44	Kwiatkowski, Nick	LB	6-2	242	25	3	West Virginia
59	Lynch, Aaron	LB	6-6	270	25	5	South Florida
50	Norris, Elijah	LB	6-4	220	23	R	Shepherd
58	Smith, Roquan	LB	6-1	236	21	R	Georgia
53	Timu, John	LB	6-0	246	25	4	Washington
59	Trevathan, Danny	LB	6-1	239	28	7	Kentucky
48	Trumbetti, Andrew	LB	6-4	263	22	R	Notre Dame
55d	Woods, Josh	LB	6-1	204	21	R	Maryland
No.	DEFENSIVE BACKS (18)	Pos.	Ht.	Wt.	Age	Exp.	College
38	Amos, Adrian	DB	6-0	214	25	4	Penn State
20	Amukamara, Prince	DB	6-0	204	29	8	Nebraska
26	Bush, Deon	DB	6-0	205	24	3	Miami (Fla.)
37	Callahan, Bryce	DB	5-9	188	26	4	Rice
31	Cooper, Marcus Sr.	DB	6-2	197	28	6	Rutgers
29	Fant, Rashard	DB	5-10	180	23	R	Indiana
43	Franklin III, John	DB	6-1	186	23	R	FAU
23	Fuller, Kyle	DB	5-11	190	26	5	Virginia Tech
35	Grant, Doran	DB	5-10	196	25	2	Ohio State
32	Hall, Deiondre'	DB	6-2	206	24	3	Northern Iowa
56	Houston-Carson, DeAndre	DB	6-1	205	25	3	William & Mary
39	Jackson, Eddie	DB	6-0	202	24	7	Alabama
21	Joseph, Michael	DB	6-1	187	23	R	Dubuque
22	LeBlanc, Cre'Von	DB	5-11	190	23	3	Florida Atlantic
27	McManis, Sherrick	DB	6-1	193	30	9	Northwestern
46	Mincy, Jonathon	DB	5-10	196	25	1	Auburn
36	Orr, Nick	DB	5-10	187	22	R	TCU
43	Toliver II, Kevin	DB	6-2	192	22	R	LSU
No.	KICKERS/PUNTERS (3)	Pos.	Ht.	Wt.	Age	Exp.	College
16	O'Donnell, Pat	P	6-4	217	27	4	Miami (Fla.)
1	Parkey, Cody	K	6-0	190	26	5	Auburn
2	Winslow, Ryan	P	6-5	217	24	R	Pittsburgh
No.	LONG SNAPPERS (1)	Pos.	Ht.	Wt.	Age	Exp.	College
48	Scales, Patrick	LS	6-4	239	30	3	Utah State



YEAR-IN-REVIEW



WON 5, LOST 11

Sept. 10	vs. Atlanta FalconsL	17-23
Sept. 17	at Tampa Bay BuccaneersL	7-29
Sept. 24	vs. Pittsburgh SteelersW (ot)	23-17
Sept. 28	at Green Bay PackersL	14-35
Oct. 9	vs. Minnesota VikingsL	17-20
Oct. 15	at Baltimore RavensW (ot)	27-24
Oct. 22	vs. Carolina PanthersW	17-3
Oct. 29	at New Orleans SaintsL	12-20
Nov. 12	vs. Green Bay PackersL	16-23
Nov. 19	vs. Detroit LionsL	24-27
Nov. 26	at Philadelphia EaglesL	3-31
Dec. 3	vs. San Francisco 49ersL	14-15
Dec. 10	at Cincinnati BengalsW	33-7
Dec. 16	at Detroit LionsL	10-20
Dec. 24	vs. Cleveland BrownsW	20-3
Dec. 31	at Minnesota VikingsL	10-23

TEAM STATISTICS

	Bears	Opp
TOTAL FIRST DOWNS	267	298
Rushing	93	85
Passing	144	180
Penalty	30	33
3rd Down: Made/Att	71/205	86/219
3rd Down Pct.	34.6%	39.3%
4th Down: Made/Att	7/18	6/11
4th Down Pct.	38.9%	54.5%
POSSESSION AVG.	28:41	31:19
TOTAL NET YARDS	4599	5106
Avg. Per Game	287.4	319.1
Total Plays	934	1003
Avg. Per Play	4.9	5.1
NET YARDS RUSHING	1788	1730
Avg. Per Game	111.8	108.1
Total Rushes	422	432
NET YARDS PASSING	2811	3376
Avg. Per Game	175.7	211.0
Sacked/Yards Lost	39/274	42/277
Gross Yards	3085	3653
Attempts/Completions	473/291	529/343
Completion Pct.	61.5%	64.8%
Had Intercepted	12	8
PUNTS/AVERAGE	87/47.0	74/47.2
NET PUNTING AVG.	39.7	41.3
PENALTIES/YARDS	115/943	118/910
FUMBLES/BALL LOST	24/10	19/14
TOUCHDOWNS	31	33
Rushing	13	10
Passing	13	18
Returns	5	5

SCORE BY QUARTER

	1	2	3	4	OT	Tot
BEARS	48	83	41	83	9	264
Opponents	64	126	58	72	0	320

Fumbles Lost: M.Glennon 3, M.Trubisky 3, T.Cohen 2,

B.Cunningham 1, Jo.Howard 1 Total: 10

Opponent Fumble Recoveries: E.Jackson 3, A.Hicks 2, C.Jones

1, E.Goldman 1, A.Amos 1, T.McBride 1, L.Floyd 1, I.Irving 1,

S.McManis 1, P.Amukamara 1, D.Trevathan 1 Total: 14

SCORING TDs Ru-Pa-Rt K-PAT FG 2Pt Pts

J. Howard	9	9	0	0	0/0	0/0	0	54
C. Barth	0	0	0	0	17/17	11/16	0	50
T. Cohen	4	2	1	1	0/0	0/0	0	24
M. Nugent	0	0	0	0	7/9	4/4	0	19
A. Shaheen	3	0	3	0	0/0	0/0	0	18
M. Trubisky	2	2	0	0	0/0	0/0	1	14
E. Jackson	2	0	0	2	0/0	0/0	0	12
Z. Miller	2	0	2	0	0/0	0/0	0	12
B. Cunningham	2	0	2	0	0/0	0/0	0	12
D. Sims	1	0	1	0	0/0	0/0	0	6
A. Amos	1	0	0	1	0/0	0/0	0	6
B. Callahan	1	0	0	1	0/0	0/0	0	6
D. Inman	1	0	1	0	0/0	0/0	0	6
J. Bellamy	1	0	1	0	0/0	0/0	0	6
D. Thompson	1	0	1	0	0/0	0/0	0	6
K. Wright	1	0	1	0	0/0	0/0	0	6
C. Santos	0	0	0	0	2/2	1/2	0	5
L. Floyd	0	0	0	0	0/0	0/0	0	2
BEARS	31	13	13	5	26/28	16/22	1	264
Opponents	33	10	18	5	31/32	29/32	1	320

2-Pt. Conversions: Team 1/2, Opponents: 1/1

RUSHING No Yds Avg Lg TD

J. Howard	276	1122	4.1	53	9
T. Cohen	87	370	4.3	46	2
M. Trubisky	41	248	6.0	46	2
B. Cunningham	9	29	3.2	12	0
M. Burton	4	9	2.3	7	0
J. Bellamy	1	6	6.0	6	0
M. Glennon	4	4	1.0	2	0
BEARS	422	1788	4.2	53	13
Opponents	432	1730	4.0	58t	10

RECEIVING No Yds Avg Lg TD

K. Wright	59	614	10.4	22	1
T. Cohen	53	353	6.7	70	1
J. Bellamy	24	376	15.7	46t	1
D. Inman	23	334	14.5	26	1
J. Howard	23	125	5.4	12	0
B. Cunningham	20	240	12.0	40	2
Z. Miller	20	236	11.8	29	2
D. Sims	15	180	12.0	27t	1
D. Brown	13	129	9.9	17	0
A. Shaheen	12	127	10.6	31	3
D. Thompson	11	125	11.4	20	1
T. McBride	8	144	18.0	45	0
M. Wheaton	3	51	17.0	22	0
T. Gentry	3	35	11.7	15	0
M. Burton	2	8	4.0	8	0
K. White	2	6	3.0	6	0
H. Grasu	0	2	0	2	0
BEARS	291	3085	10.6	70	13
Opponents	343	3653	10.7	88t	18

PASSING	Att	Cmp	Yds	Cmp%	Yd/Att	TD	TD%	Int	Int%	Lg	Sack/Lost	Rating
Mitchell Trubisky	330	196	2193	59.4%	6.6	7	2.1%	7	2.1%	70	31/196	77.5
Mike Glennon	140	93	833	66.4%	6.0	4	2.9%	5	3.6%	29	8/78	76.8
Pat O'Donnell	1	1	38	100.0%	38.0	1	100.0%	0	0.0%	38t	0/0	158.3
Tarik Cohen	2	1	21	50.0%	10.5	1	50.0%	0	0.0%	21t	0/0	127.1
Team	473	291	3085	61.5%	6.5	13	2.7%	12	2.5%	70	39/274	79.1
Opponents	529	343	3653	64.8%	6.9	18	3.4%	8	1.5%	88t	42/277	89.9

INTERCEPTIONS	No	Yds	Avg	Lg	TD
E. Jackson	2	82	41.0	76t	1
B. Callahan	2	73	36.5	52	0
K. Fuller	2	0	0.0	0	0
A. Amos	1	90	90.0	90t	1
D. Trevathan	1	8	8.0	8	0
BEARS	8	253	31.6	90t	2
Opponents	12	180	15.0	59	1

KICK RETURNS	No	Yds	Avg	Lg	TD
T. Cohen	26	583	22.4	46	0
D. Thompson	11	229	20.8	29	0
B. Cunningham	7	147	21.0	28	0
R. Robertson-Harris	1	7	7.0	7	0
S. Acho	1	3	3.0	3	0
BEARS	46	969	21.1	46	0
Opponents	32	699	21.8	96t	1

Sacks: A.Hicks 8.5, L.Floyd 4.5, L.Houston 4.0, P.McPhee 4.0, S.Acho 3.0, M.Unrein 2.5, N.Kwiatkoski 2.0, D.Trevathan 2.0, W.Young 2.0, C.Jones 2.0, R.Robertson-Harris 2.0, E.Goldman 1.5, B.Callahan 1.0, C.LeBlanc 1.0, H.Jones 1.0, J.Bullard 1.0
BEARS: 42.0, Opponents: 39.0

PUNTING	No	Yds	Avg	Net	TB	In20	Lg	B
P. O'Donnell	87	4087	47.0	39.7	6	27	69	0
BEARS	87	4087	47.0	39.7	6	27	69	0
OPPONENTS	74	3491	47.2	41.3	5	30	67	0

PUNT RETURNS	Ret	FC	Yds	Avg	Lg	TD
T. Cohen	29	15	272	9.4	61t	1
E. Jackson	2	1	6	3.0	7	0
B. Callahan	1	0	59	59.0	59t	1
BEARS	32	16	337	10.5	61t	2
Opponents	49	15	512	10.4	77t	1

FIELD GOALS	1-19	20-29	30-39	40-49	50+
C. Barth	1/1	4/4	0/0	5/9	1/2
M. Nugent	0/0	1/1	1/1	1/1	1/1
C. Santos	0/0	0/0	1/1	0/0	0/1
Team	1/1	5/5	2/2	6/10	2/4
Opponents	0/0	9/9	8/10	8/8	4/5



RB Jordan Howard rushed for a career-high 167 yards in the overtime win at Baltimore last season.



CHICAGO BEARS 2017 FINAL STATISTICS

Defense	TT	ST	AT	TFL	QBP	S	-	YL	INT	-	YR	PBU	FF	FR	-	YR
Danny Trevathan	89	60	29	4	4	2	14	1	8			5	1	1	1	0
Christian Jones	84	57	27	5	3	2	11	0	0			2	1	1	0	0
Eddie Jackson	70	53	17	1	0	0	0	2	82			6	1	3	75	
Kyle Fuller	68	60	8	2	0	0	0	2	0			22	0	0	0	0
Adrian Amos	67	60	7	6	0	0	0	1	90			3	2	1	4	
Akiem Hicks	54	39	15	15	20	8.5	57	0	0			0	0	2	1	
Prince Amukamara	48	45	3	0	0	0	0	0	0			7	0	1	0	
Nick Kwiatkoski	45	34	11	2	3	2	16	0	0			2	1	0	0	
Eddie Goldman	44	27	17	3	5	1.5	5.5	0	0			0	0	1	0	
Sam Acho	40	27	13	2	18	3	25	0	0			1	1	0	0	
Leonard Floyd	34	24	10	8	12	4.5	31	0	0			2	0	1	21	
Mitch Unrein	32	25	7	4	5	2.5	6.5	0	0			0	0	0	0	
Jonathan Bullard	26	18	8	2	2	1	4	0	0			2	1	0	0	
Bryce Callahan	25	20	5	1	1	1	12	2	73			6	1	0	0	
Pernell McPhee	21	20	1	5	11	4	20	0	0			2	1	0	0	
Cre'von LeBlanc	15	12	3	1	1	1	10	0	0			3	1	0	0	
Marcus Cooper	15	15	0	0	0	0	0	0	0			3	0	0	0	
John Timu	13	10	3	2	0	0	0	0	0			1	0	0	0	
Quintin Demps	12	11	1	0	0	0	0	0	0			0	0	0	0	
Roy Robertson-Harris	12	7	5	2	4	2	7	0	0			1	0	0	0	
Jerrell Freeman	10	7	3	1	1	0	0	0	0			0	0	0	0	
Lamar Houston	10	8	2	4	5	4	36	0	0			1	0	0	0	
John Jenkins	8	5	3	0	0	0	0	0	0			0	0	0	0	
Chris Prosinski	8	5	3	0	0	0	0	0	0			0	0	0	0	
Willie Young	7	4	3	2	4	2	13	0	0			0	0	0	0	
Jonathan Anderson	4	3	1	0	0	0	0	0	0			0	0	0	0	
Deon Bush	3	1	2	0	0	0	0	0	0			0	0	0	0	
Howard Jones	3	2	1	1	1	1	9	0	0			0	0	0	0	
Isaiah Irving	2	2	0	0	0	0	0	0	0			0	0	0	0	
Sherrick McManis	1	1	0	0	0	0	0	0	0			0	0	1	0	
Rashaad Coward	0	0	0	0	1	0	0	0	0			0	0	0	0	
DEFENSIVE TOTALS:	870	662	208	73	100	42	277	8	253			69	11	12	101	

KEY: TT=Total Tackles; ST=Solo Tackles; AT=Assisted Tackles; TFL=Tackles for Loss; QBP=QB Pressures; S-YL=Sacks-Yards Lost; INT-YR=Interceptions-Yards Returned; PBU=Pass Break-Ups; FF=Forced Fumbles; FR-YR=Fumbles Recovered-Yards Returned.

Special Teams	TT	ST	AT	BK	FF	FR
Benny Cunningham	12	9	3	0	0	0
Sherrick McManis	12	7	5	1	0	1
D. Houston-Carson	10	9	1	0	2	0
Jonathan Anderson	6	6	0	0	0	0
Christian Jones	6	3	3	0	0	0
Sam Acho	5	2	3	0	0	0
Ben Braunecker	4	3	1	0	0	0
Isaiah Irving	3	3	0	0	0	0
Marcus Cooper	3	2	1	0	0	0
Deon Bush	3	3	0	0	0	0
Eddie Jackson	3	2	1	0	0	0
John Timu	3	2	1	0	0	0
Nick Kwiatkoski	3	3	0	0	0	0
Josh Bellamy	2	2	0	0	0	0
Cre'Von LeBlanc	2	2	0	0	0	0
Adrian Amos	2	2	0	0	0	0
Pat O'Donnell	2	2	0	0	0	0
Michael Burton	1	0	1	0	0	0
Tarik Cohen	1	1	0	0	0	0
Kyle Fuller	1	1	0	0	0	0
Roy Robertson-Harris	1	1	0	0	0	0
Daniel Brown	1	1	0	0	0	0
Andrew DePaola	1	1	0	0	0	0
Team Totals	87	67	20	1	2	1

QUARTERBACK SACKS (42.0)

Hicks - 8.5	Robertson-Harris - 2.0
Floyd - 4.5	Trevathan - 2.0
Houston - 4.0	Young - 2.0
McPhee - 4.0	Goldman - 1.5
Acho - 3.0	Bullard - 1.0
Unrein - 2.5	Callahan - 1.0
C.Jones - 2.0	H.Jones - 1.0
Kwiatkoski - 2.0	LeBlanc - 1.0

OPPONENT FUMBLES FORCED (14)

Jackson - 3	Irving - 1
Hicks - 2	Jones - 1
Amos - 1	McBride - 1
Amukamara - 1	McManis - 1
Floyd - 1	Trevathan - 1
Goldman - 1	

OPPONENT FUMBLE RECOVERIES (8)

Callahan - 2	Amos - 1
Fuller - 2	Trevathan - 1
Jackson - 2	

KEY: TT=Total Tackles; ST=Solo Tackles; AT=Assisted Tackles; BK=Blocked Kicks; FF=Forced Fumbles; FR=Fumble Recoveries



Regular Season	ATL	GB	PIT	GB	MIN	BAL	CAR	NO	GB	DET	PHI	SF	CIN	DET	CLE	MIN	Consecutive	
GP-GS DNP-INA	9/10	9/17	9/24	9/28	10/9	10/15	10/22	10/29	11/2	11/9	11/26	12/3	12/10	12/16	12/24	12/31	GP-GS	
93 Acho, S.	16-12 0-0	sub	OLB	OLB	sub	sub	OLB	sub	OLB	OLB	OLB	OLB	OLB	OLB	OLB	OLB	47-9	
38 Amos, A.	13-10 0-3	sub	sub	sub	S	S	S	S	S	S	S	S	x	x	S	S	2-2	
20 Amukamara, P.	14-12 0-2	x	x	sub	sub	CB	CB	CB	CB	CB	CB	CB	CB	CB	CB	CB	14-12	
58 Anderson, J.	12-0 0-0	ps	sub	sub	sub	sub	sub	sub	ps	sub	sub	sub	sub	nwt	ps	sub	2-0	
4 Barth, C.	10-0 0-0	sub	sub	sub	sub	sub	sub	sub	sub	sub	sub	sub	WAIVED 11/20				0-0	
11 Bellamy, J.	15-7 0-1	sub	WR	sub	WR	sub	sub	sub	sub	WR	sub	x	WR	WR	sub	WR	5-2	
84 Braunecker, B.	8-0 0-0	ps	ps	ps	ps	ps	ps	ps	ps	sub	sub	sub	sub	sub	sub	sub	8-0	
85 Brown, D.	14-2 0-2	sub	sub	x	x	sub	sub	sub	sub	sub	sub	sub	sub	sub	TE	TE	12-2	
74 Bullard, J.	16-3 0-0	sub	sub	sub	sub	sub	sub	sub	sub	sub	sub	sub	sub	DE	DE	DE	20-0	
46 Burton, M.	16-3 0-0	sub	FB	sub	sub	sub	sub	sub	sub	FB	sub	sub	sub	FB	sub	sub	16-0	
26 Bush, D.	13-0 0-3	sub	x	x	sub	sub	sub	sub	sub	sub	x	sub	x	sub	sub	sub	4-0	
37 Callahan, B.	12-6 0-4	NB	sub	sub	NB	NB	sub	NB	sub	x	x	x	NB	sub	sub	NB	4-1	
29 Cohen, T.	16-4 0-0	sub	WR	sub	sub	sub	sub	sub	sub	RB	sub	WR	sub	WR	sub	sub	16-0	
79 Compton, T.	11-5 1-4	LG	LG	dnp	sub	sub	sub	sub	sub	x	x	x	RG	RG	x	RG	1-1	
31 Cooper, Sr., M.	15-4 0-1	CB	CB	CB	CB	x	sub	sub	sub	sub	sub	sub	sub	sub	sub	sub	11-0	
69 Coward, R.	1-0 0-3	ps	ps	ps	ps	ps	ps	ps	ps	ps	ps	ps	ps	sub	x	x	0-0	
30 Cunningham, B.	14-0 0-2	sub	x	sub	sub	sub	sub	x	sub	sub	sub	sub	sub	sub	sub	sub	9-0	
21 Demps, O.	3-3 0-1	S	S	S	x	INJURED RESERVE 9/29												0-0
49 DePaola, A.	16-0 0-0	sub	sub	sub	sub	sub	sub	sub	sub	sub	sub	sub	sub	sub	sub	sub	64-0	
94 Floyd, L.	10-10 0-0	OLB	OLB	OLB	OLB	OLB	OLB	OLB	OLB	OLB	OLB	OLB	INJURED RESERVE 11/23				0-0	
50 Freeman, J.	1-1 0-0	ILB	INJURED RESERVE 9/12														0-0	
23 Fuller, K.	16-16 0-0	CB	CB	CB	CB	CB	CB	CB	CB	CB	CB	CB	CB	CB	CB	CB	16-16	
19 Gentry, T.	4-3 0-0	ps	sub	ps	ps	ps	WR	WR	WR	dnp	dnp	dnp	WAIVED 11/11				0-0	
8 Glennon, M.	4-4 12-0	QB	QB	QB	QB	dnp	dnp	dnp	dnp	dnp	dnp	dnp	dnp	dnp	dnp	dnp	0-0	
91 Goldman, E.	15-15 0-1	NT	NT	NT	NT	NT	NT	NT	NT	NT	NT	NT	NT	NT	NT	NT	3-3	
55 Grasu, H.	6-4 4-6	dnp	sub	C	x	x	x	x	C	dnp	dnp	x	dnp	sub	C	C	3-2	
60 Greene, B.	0-0 2-0	ps	ps	ps	ps	ps	ps	ps	ps	ps	ps	ps	ps	ps	ps	dnp	0-0	
32 Hall, D.	2-0 0-3	IR	IR	IR	IR	IR	IR	IR	IR	IR	IR	IR	sub	sub	x	x	0-0	
96 Hicks, A.	16-16 0-0	DE	DE	DE	DE	DE	DE	DE	DE	DE	DE	DE	DE	DE	DE	DE	36-32	
99 Houston, L.	10-1 0-0	nwt	nwt	nwt	nwt	nwt	nwt	nwt	nwt	nwt	nwt	nwt	sub	sub	sub	sub	5-1	
36 Houston-Carson	11-0 0-3	ps	ps	sub	sub	sub	sub	sub	sub	sub	sub	x	x	x	sub	sub	3-0	
24 Howard, J.	16-16 0-0	RB	RB	RB	RB	RB	RB	RB	RB	RB	RB	RB	RB	RB	RB	RB	31-29	
17 Inman, D.	8-7 0-1	nwt	nwt	nwt	nwt	nwt	nwt	nwt	x	WR	WR	WR	WR	WR	WR	WR	8-4	
47 Irving, I.	7-0 0-0	ps	ps	ps	ps	sub	sub	sub	sub	sub	sub	sub	INJURED RESERVE 12/2				0-0	
39 Jackson, E.	16-16 0-0	S	S	S	S	S	S	S	S	S	S	S	S	S	S	S	16-16	
73 Jenkins, J.	8-1 0-8	x	x	x	x	x	x	x	sub	sub	x	sub	sub	NT	sub	sub	6-0	
52 Jones, C.	16-11 0-0	sub	sub	sub	ILB	ILB	ILB	ILB	ILB	ILB	ILB	ILB	OLB	sub	OLB	sub	34-0	
57 Jones, H.	4-0 1-0	nwt	nwt	nwt	nwt	ps	ps	ps	ps	ps	ps	ps	sub	sub	sub	dnp	0-0	
44 Kwiatkowski, N.	11-6 1-4	sub	ILB	x	x	x	x	dnp	sub	sub	sub	ILB	sub	sub	ILB	ILB	9-3	
64 Kush, E.	0-0 0-0	sub	INJURED RESERVE 8/7														0-0	
22 LeBlanc, C.	15-1 1-0	sub	sub	sub	sub	sub	sub	sub	sub	NB	sub	sub	sub	sub	sub	dnp	1-0	
63 Lee, C.	2-0 0-2	ps	ps	ps	ps	ps	ps	ps	ps	ps	ps	ps	ps	x	x	sub	2-0	
72 Leno Jr., C.	16-16 0-0	LT	LT	LT	LT	LT	LT	LT	LT	LT	LT	LT	LT	LT	LT	LT	48-45	
75 Long, K.	10-9 0-2	x	x	RG	RG	RG	RG	RG	RG	RG	RG	RG	RG	RG	RG	RG	0-0	
70 Massie, B.	15-15 0-1	RT	RT	RT	RT	RT	RT	RT	RT	RT	RT	RT	RT	RT	RT	RT	0-0	
18 McBride III, T.	8-3 0-1	x	sub	nwt	ps	sub	WR	WR	sub	sub	WR	sub	WAIVED 11/28				0-0	
27 McManis, S.	13-0 0-3	sub	sub	sub	sub	sub	sub	x	x	x	sub	sub	sub	sub	sub	sub	7-0	
92 McPhee, P.	13-5 0-1	sub	sub	sub	sub	OLB	sub	OLB	sub	sub	OLB	OLB	x	OLB	INJURED RESERVE 12/20			0-0
81 Meredith, C.	0-0 0-0	INJURED RESERVE 9/23															0-0	
86 Miller, Z.	8-6 0-0	TE	sub	TE	TE	TE	sub	TE	TE	INJURED RESERVE 11/7							0-0	
33 Mizell, T.	3-0 2-11	x	dnp	x	x	x	x	sub	sub	sub	x	dnp	x	x	x	x	0-0	
67 Morgan, J.	0-0 0-0	INJURED RESERVE 9/2															0-0	
1 Nugent, M.	8-0 0-0	nwt	nwt	nwt	nwt	nwt	nwt	nwt	nwt	nwt	nwt	nwt	nwt	sub	sub	sub	4-0	
16 O'Donnell, P.	16-0 0-0	nwt	sub	sub	sub	sub	sub	sub	sub	sub	sub	sub	sub	sub	sub	sub	44-0	
43 Proinski, C.	3-3 0-0	nwt	nwt	nwt	nwt	nwt	nwt	nwt	nwt	nwt	nwt	nwt	S	S	INJURED RESERVE 12/23			0-0
95 R-Harris, Roy	13-0 0-3	sub	sub	sub	sub	sub	sub	sub	x	x	sub	x	sub	sub	sub	sub	5-0	
6 Sanchez, M.	0-0 0-16	x	x	x	x	x	x	x	x	x	x	x	x	x	x	x	0-0	
2 Santos, C.	5-0 0-0	nwt	nwt	nwt	nwt	nwt	nwt	nwt	nwt	nwt	nwt	sub	sub	INJURED RESERVE 12/4			0-0	
48 Scales, P.	0-0 0-0	INJURED RESERVE 8/30															0-0	
87 Shaheen, A.	13-7 0-3	sub	sub	TE	sub	TE	TE	sub	TE	TE	TE	sub	sub	sub	x	x	0-0	
88 Sims, D.	14-14 0-2	TE	TE	TE	TE	TE	TE	TE	TE	x	x	TE	TE	TE	TE	TE	6-6	
71 Sittler, J.	13-13 0-3	RG	RG	x	LG	LG	LG	LG	LG	LG	LG	LG	LG	LG	LG	x	0-0	
79 Sowell, B.	16-2 0-0	sub	sub	sub	sub	sub	sub	sub	sub	sub	sub	sub	sub	sub	sub	sub	16-2	
14 Thompson, D.	5-3 0-0	WR	sub	WR	sub	WR	WAIVED 10/11										0-0	
53 Timu, J.	11-2 0-3	ps	ps	ILB	sub	ILB	x	x	x	sub	sub	sub	sub	sub	sub	sub	8-0	
59 Trevathan, D.	12-12 0-3	ILB	ILB	ILB	ILB	sub	ILB	ILB	ILB	x	x	x	ILB	ILB	ILB	ILB	5-5	
10 Trubisky, M.	12-12 4-0	dnp	dnp	dnp	dnp	QB	QB	QB	QB	QB	QB	QB	QB	QB	QB	QB	12-12	
98 Unrein, M.	12-8 0-0	sub	DE	DE	sub	sub	DE	sub	DE	DE	DE	DE	DE	INJURED RESERVE 12/5			0-0	
12 Wheaton, M.	11-0 0-5	x	x	sub	sub	sub	x	x	x	sub	sub	sub	sub	sub	sub	sub	8-0	
11 White, K.	1-1 0-0	WR	INJURED RESERVE 9/12														0-0	
65 Whitehair, C.	16-16 0-0	C	C	LG	C	C	C	C	C	RG	C	C	C	C	C	RG	32-32	
13 Wright, K.	16-4 0-0	sub	sub	sub	WR	sub	sub	sub	sub	WR	sub	sub	WR	WR	sub	sub	16-0	
97 Young, W.	4-2 0-1	OLB	sub	sub	OLB	x	INJURED RESERVE 10/10										0-0	

KEY CAPS=Starter; sub=Reserve; X=Inactive; dnp=did not play; QB=Third Quarterback; ps=Practice Squad; nwt=Not with Team; sus=Suspended



CHICAGO BEARS 2017 WEEK-BY-WEEK LEADERS

Date	Opponent	Scoring	Rushing Yards	Receptions	Receiving Yards	Tackles
9/10	vs. ATL	Cohen - 6 Howard - 6	Cohen - 66	Cohen - 8	Cohen - 47	Freeman - 10
9/17	at Tampa Bay	Thompson - 6	Coochen - 13	Cohen - 8	Wright - 69	Jackson - 8
9/24	vs. Pittsburgh	Howard - 12	Howard - 140	Howard - 5	Howard - 26	Trevathan - 10
9/28	at Green Bay	Howard - 6 Wright - 6	Howard - 53	Thompson - 5	Wright - 51	Trevathan - 13
10/9	vs. Minnesota	Cunningham - 6 Miller - 6	Howard - 76	Wright - 4	Wright - 46	Jones - 9
10/15	at Baltimore	Barth - 9	Howard - 167	Sims - 2 Wright - 2 Miller - 6	Sims - 42	Amos - 8
10/22	vs. Carolina	Jackson - 12	Howard - 65	Miller - 2	Cohen - 70	Jones - 11
10/29	at New Orleans	Barth - 6 Cohen 6	Howard - 102	McBride - 3 Howard - 3 Sims - 3	McBride - 92	Trevathan - 13
11/12	vs. Green Bay	Barth - 10	Howard - 54	Inman - 6	Inman - 88	Kwiatkoski - 10
11/19	vs. Detroit	Barth - 6 Cohen - 6 Howard - 6 Shaheen - 6	Howard - 125	Cohen - 4 Shaheen - 4	Inman - 43	Jones - 8
11/26	at Philadelphia	Santos - 3	Trubisky - 12	Inman - 4	Inman - 64	LeBlanc - 7
12/3	vs. San Francisco	Cohen - 6 Inman - 6	Howard - 38	Cohen - 4	Cohen - 39	Jones - 13
12/10	at Cincinnati	Howard - 12	Howard - 147	Wright - 10	Cunningham - 107	Trevathan - 10
12/16	at Detroit	Cunningham - 6	Howard - 37	Wright - 7	Cunningham - 62	Kwiatkoski - 8 Jackson - 8
12/24	vs. Cleveland	Howard - 12	Howard - 44 Trubisky - 44	Wright - 4	Cunningham - 62	Kwiatkoski - 7 Trevathan - 7
12/31	at Minnesota	Callahan - 6	Howard - 11	Cohen - 5	Inman - 4 Wright - 4	Trevathan - 5
Most Times Led or Tied for Lead		Howard - 6	Howard - 11	Cohen - 5	Inman - 4 Wright - 4	Trevathan - 5



BEARS

Date	Opponent	Player	No.
12/16/17	at DET	Trubisky	46
12/16/17	at DET Last:	Trubisky	31
12/16/17	at DET	Trubisky	314
10/22/17	at CIN	Trubisky	70
12/16/17	at DET Last:	Trubisky	1
12/16/17	at DET Last:	Trubisky	3

OPPONENTS

No.	Player	Opponent	Date
41	Flacco	at BAL	10/15/17
26	Garoppolo	SF	12/3/17
321	Ryan	ATL	9/10/17
88t	Ryan	ATL	9/10/17
4	Rodgers	at GB	9/28/17
2	Last: Kizer	CLE	12/24/17

Date	Opponent	Player	No.	RECEIVING	No.	Player	Opponent	Date
12/10/17	at CIN	Wright	10	Receptions	10	Last: Ertz	at PHI	11/26/17
12/10/17	at CIN	Wright	107	Yards	128	Hooper	ATL	9/10/17
10/22/17	CAR	Cohen	70	Long	88t	Hooper	ATL	9/10/17
12/16/17	at DET Last:	Cunningham	1	TDs	2	Nelson	at GB	9/28/17

Date	Opponent	Player	No.	RUSHING	No.	Player	Opponent	Date
10/15/17	at BAL	Howard	36	Rushes	20	Last: Murray	at MIN	12/31/17
10/15/17	at BAL	Howard	167	Yards	111	Murray	at MIN	12/13/17
10/15/17	at BAL	Howard	53	Long	58t	McKinnon	MIN	10/9/17
12/24/17	CLE Last:	Howard	2	TDs	2	Murray	at MIN	12/31/17

Date	Opponent	Player	No.	TACKLES	No.	Player	Opponent	Date
12/3/17	SF	Last: Jones	13	Total Tackles	12	Judon	at BAL	10/15/17
12/3/17	SF	Jones, Trevathan	10	Solos	12	Judon	at BAL	10/15/17
9/28/17	at GB	Trevathan	7	Assists	5	Fejedelem	at CIN	12/10/17
12/16/17	at DET Last:	Houston	2.0	Sacks	3.0	Perry	GB	11/12/17
10/9/17	MIN	Floyd	4	TFLs	4	Judon	at BAL	10/15/17

Date	Opponent	Player	No.	INTERCEPTIONS	No.	Player	Opponent	Date
12/24/17	CLE Last:	Callahan, Fuller	1	INTs	2	Slay	at DET	12/16/17
10/15/17	at BAL	Amos	90t	Long Return	59	Graham	at PHI	11/26/17
10/22/17	CAR Last:	Jackson	1	TDs	1	McClain	at TB	9/17/17

Date	Opponent	Player	No.	PUNT RETURNS	No.	Player	Opponent	Date
10/9/17	MIN	Cohen	4	Returns	7	Sherels	at MIN	12/31/17
12/3/17	SF	Cohen	68	Yards	132	Campanaro	at BAL	10/15/17
12/3/17	SF	Cohen	61t	Long	77t	Campanaro	at BAL	10/15/17
12/31/17	at MIN Last:	Callahan	1	TDs	1	Campanaro	at BAL	10/15/17

Date	Opponent	Player	No.	KICKOFF RETURNS	No.	Player	Opponent	Date
11/19/17	DET	Cohen	5	Returns	5	Last: Erickson	at CIN	12/10/17
11/19/17	DET	Cohen	120	Yards	191	Rainey	at BAL	10/15/17
10/29/17	at NO	Cohen	46	Long	96t	Rainey	at BAL	10/15/17
NA	NA	NA	NA	TDs	1	Rainey	at BAL	10/15/17

Date	Opponent	Player	No.	FIELD GOALS	No.	Player	Opponent	Date
11/12/17	GB Last:	Barth	3	Attempts	5	Gould	SF	12/3/17
11/12/17	GB	Barth	3	Made	5	Gould	SF	12/3/17
12/31/17	at MIN	Nugent	55	Long	52	Prater	DET	11/19/17

Date	Opponent	Player	No.	PUNTS	No.	Player	Opponent	Date
10/15/17	at BAL	O'Donnell	9	Punts	8	Quigley	at MIN	12/31/17
10/15/17	at BAL	O'Donnell	420	Yards	385	Koch	at BAL	10/15/17
9/17/17	at TB	O'Donnell	56.0	Average	59.3	Bosher	ATL	9/10/17
9/10/17	ATL	O'Donnell	69	Long	67	Koch	at BAL	10/15/17
12/3/17	SF Last:	O'Donnell	3	In-20	5	Quigley	at MIN	12/31/17
10/9/17	MIN	O'Donnell	2	Touchbacks	1	Last: Colquitt	CLE	12/24/17



CHICAGO BEARS 2017 STARTING LINEUPS

OFFENSE

		WR/TE	WR/TE	LT	LG	C	RG
9/10	vs. ATL	White	Sims	Leno	Compton	Whitehair	Sitton
9/17	at TB	Bellamy	Sims	Leno	Compton	Whitehair	Sitton
9/24	vs. PIT	Shaheen	Sims	Leno	Whitehair	Grasu	Long
9/28	at GB	Bellamy	Sims	Leno	Sitton	Whitehair	Long
10/9	vs. MIN	Shaheen	Sims	Leno	Sitton	Whitehair	Long
10/15	at BAL	Shaheen	Sims	Leno	Sitton	Whitehair	Long
10/22	vs. CAR	McBride	Sims	Leno	Sitton	Whitehair	Long
10/29	at NO	Shaheen	Sims	Leno	Sitton	Whitehair	Long
11/12	vs. GB	Bellamy	Shaheen	Leno	Sitton	Grasu	Whitehair
11/19	vs. DET	Wright	Shaheen	Leno	Sitton	Whitehair	Long
11/26	at PHI	Shaheen	Sims	Leno	Sitton	Whitehair	Long
12/3	vs. SF	Bellamy	Sims	Leno	Sitton	Whitehair	Long
12/10	at CIN	Bellamy	Sims	Leno	Sitton	Whitehair	Compton
12/16	at DET	Wright	Sims	Leno	Sitton	Whitehair	Compton
12/24	vs. CLE	Bellamy	Sims	Leno	Sowell	Grasu	Whitehair
12/31	at MIN	Inman	Sims	Leno	Whitehair	Grasu	Compton

		RT	QB	RB	WR/RB	TE/FB/WR	K
9/10	vs. ATL	Massie	Glennon	Howard	Thompson	Miller	Barth
9/17	at TB	Massie	Glennon	Howard	Cohen	Burton	Barth
9/24	vs. PIT	Massie	Glennon	Howard	Thompson	Miller	Barth
9/28	at GB	Massie	Glennon	Howard	Wright	Miller	Barth
10/9	vs. MIN	Massie	Trubisky	Howard	Thompson	Miller	Barth
10/15	at BAL	Massie	Trubisky	Howard	McBride	Gentry	Barth
10/22	vs. CAR	Massie	Trubisky	Howard	Gentry	Miller	Barth
10/29	at NO	Massie	Trubisky	Howard	Gentry	Miller	Barth
11/12	vs. GB	Massie	Trubisky	Howard	Inman	Burton	Barth
11/19	vs. DET	Massie	Trubisky	Howard	Cohen	Inman	Barth
11/26	at PHI	Massie	Trubisky	Howard	McBride	Inman	Santos
12/3	vs. SF	Massie	Trubisky	Howard	Cohen	Burton	O'Donnell
12/10	at CIN	Massie	Trubisky	Howard	Wright	Inman	Nugent
12/16	at DET	Massie	Trubisky	Howard	Cohen	Inman	Nugent
12/24	vs. CLE	Massie	Trubisky	Howard	Inman	Brown	Nugent
12/31	at MIN	Sowell	Trubisky	Howard	Bellamy	Brown	Nugent

DEFENSE

		OLB	DE	NT	OLB	ILB	DE/ILB
9/10	vs. ATL	Floyd	Hicks	Goldman	Young	Freeman	Trevathan
9/17	at TB	Floyd	Hicks	Goldman	Acho	Kwiatkoski	Trevathan
9/24	vs. PIT	Floyd	Hicks	Goldman	Acho	Timu	Trevathan
9/28	at GB	Floyd	Hicks	Goldman	Young	Jones	Trevathan
10/9	vs. MIN	Floyd	Hicks	Goldman	McPhee	Timu	Jones
10/15	at BAL	Floyd	Hicks	Goldman	Acho	Jones	Trevathan
10/22	vs. CAR	Floyd	Hicks	Goldman	McPhee	Jones	Trevathan
10/29	at NO	Floyd	Hicks	Goldman	Acho	Jones	Trevathan
11/12	vs. GB	Floyd	Hicks	Goldman	Acho	Jones	Unrein
11/19	vs. DET	Floyd	Hicks	Goldman	Acho	Jones	Kwiatkoski
11/26	at PHI	McPhee	Hicks	Goldman	Acho	Jones	Kwiatkoski
12/3	vs. SF	McPhee	Hicks	Goldman	Acho	Jones	Trevathan
12/10	at CIN	Bullard	Hicks	Jenkins	Acho	Jones	Trevathan
12/16	at DET	McPhee	Hicks	Goldman	Acho	Kwiatkoski	Trevathan
12/24	vs. CLE	Jones	Hicks	Goldman	Acho	Kwiatkoski	Trevathan
12/31	at MIN	Acho	Hicks	Goldman	Houston	Trevathan	Kwiatkoski

		DE/DB	CB	S	S	CB	P
9/10	vs. ATL	Callahan	Cooper	Demps	Jackson	Fuller	O'Donnell
9/17	at TB	Acho	Cooper	Demps	Jackson	Fuller	O'Donnell
9/24	vs. PIT	Unrein	Cooper	Demps	Jackson	Fuller	O'Donnell
9/28	at GB	Callahan	Cooper	Amos	Jackson	Fuller	O'Donnell
10/9	vs. MIN	Callahan	Amukamara	Amos	Jackson	Fuller	O'Donnell
10/15	at BAL	Unrein	Amukamara	Amos	Jackson	Fuller	O'Donnell
10/22	vs. CAR	Callahan	Amukamara	Amos	Jackson	Fuller	O'Donnell
10/29	at NO	Unrein	Amukamara	Amos	Jackson	Fuller	O'Donnell
11/12	vs. GB	LeBlanc	Amukamara	Amos	Jackson	Fuller	O'Donnell
11/19	vs. DET	Unrein	Amukamara	Amos	Jackson	Fuller	O'Donnell
11/26	at PHI	Unrein	Amukamara	Amos	Jackson	Fuller	O'Donnell
12/3	vs. SF	Unrein	Amukamara	Prosinski	Jackson	Fuller	O'Donnell
12/10	at CIN	Callahan	Amukamara	Prosinski	Jackson	Fuller	O'Donnell
12/16	at DET	Bullard	Amukamara	Prosinski	Jackson	Fuller	O'Donnell
12/24	vs. CLE	Bullard	Amukamara	Amos	Jackson	Fuller	O'Donnell
12/31	at MIN	Callahan	Amukamara	Amos	Jackson	Fuller	O'Donnell



WON 2, LOST 2

08/10	Denver	L	17-24	60,924
08/19	at Arizona	W	24-23	64,016
08/27	at Tennessee	W	19-7	61,868
08/31	vs Cleveland	L	0-25	60,158

	Bears	Opp
TOTAL FIRST DOWNS	80	75
Rushing	26	12
Passing	42	55
Penalty	12	8
3rd Down: Made/Att	21/52	21/53
3rd Down Pct.	40.4%	39.6%
4th Down: Made/Att	0/1	3/5
4th Down Pct.	0.0%	60.0%
POSSESSION AVG.	31:01	28:59
TOTAL NET YARDS	1154	1310
Avg. Per Game	288.5	327.5
Total Plays	251	242
Avg. Per Play	4.6	5.4
NET YARDS RUSHING	438	303
Avg. Per Game	109.5	75.8
Total Rushes	120	91
NET YARDS PASSING	716	1007
Avg. Per Game	179.0	251.8
Sacked/Yards Lost	7/50	13/77
Gross Yards	766	1084
Attempts/Completions	124/78	138/86
Completion Pct.	62.9%	62.3%
Had Intercepted	2	1
PUNTS/AVERAGE	23/46.8	21/43.7
NET PUNTING AVG.	41.2	39.5
PENALTIES/YARDS	27/205	38/309
FUMBLES/BALL LOST	5/3	3/1
TOUCHDOWNS	7	10
Rushing	1	2
Passing	5	7
Returns	1	1

SCORE BY PERIOD	1	2	3	4	OT	Tot
Bears	10	26	7	17	0	60
Opponents	10	14	19	36	0	79

SCORING	TDs	Ru-Pa-RtK	PAT	FG	2Pt	Pts
C. Barth	0	0	0	5/5	3/3	0 14
B. Cunningham	2	1	1	0/0	0/0	0 12
D. Sims	1	0	1	0/0	0/0	0 6
V. Cruz	1	0	1	0/0	0/0	0 6
D. Thompson	1	0	0	1/0	0/0	0 6
K. Wright	1	0	1	0/0	0/0	0 6
T. Gentry	1	0	1	0/0	0/0	0 6
R. Robertson-Harris	0	0	0	0/0	0/0	0 2
R. Aguayo	0	0	0	2/2	0/1	0 2
Team	7	1	5	7/7	3/4	0 60
Opponents	10	2	7	8/9	3/5	0 79

2-Pt. Conversions: Team 0/0, Opponents: 0/1
 Sacks: I. Irving 3.0, N. Kwiatkoski 2.0, J. Timu 2.0, R. Robertson-Harris 2.0, L. Houston 1.0, W. Young 1.0, A. Hicks 1.0, L. Floyd 1.0
 Team: 13.0, Opponents: 6.0

PUNTING	No	Yds	Avg	Net	TB	In20	Lg	B
P. O'Donnell	23	1077	46.8	41.2	2	10	60	0
Team	23	1077	46.8	41.2	2	10	60	0
Opponents	21	917	43.7	39.5	1	12	61	1

FIELD GOALS	1-19	20-29	30-39	40-49	50+
C. Barth	0/0	1/1	0/0	2/2	0/0
R. Aguayo	0/0	0/0	0/0	0/1	0/0
Team	0/0	1/1	0/0	2/3	0/0
Opponents	0/0	0/0	1/1	0/1	2/3

PASSING	Att	Cmp	Yds	Cmp%	Yd/Att	TD	TD%	Int	Int%	Lg	Sack/Lost	Rating
Mitchell Trubisky	53	36	364	67.9%	6.9	3	5.7%	0	0.0%	45t	3/17	106.2
Mike Glennon	44	26	243	59.1%	5.5	2	4.5%	2	4.5%	28	1/9	70.6
Connor Shaw	21	13	132	61.9%	6.3	0	0.0%	0	0.0%	52	3/24	79.9
Mark Sanchez	6	3	27	50.0%	4.5	0	0.0%	0	0.0%	14	0/0	62.5
Team	124	78	766	62.9%	6.2	5	4.0%	2	1.6%	52	7/50	87.0
Opponents	138	86	1084	62.3%	7.9	7	5.1%	1	0.7%	51t	13/77	100.6


RUSHING	No	Yds	Avg	Lg	TD
T. Cohen	19	121	6.4	25	0
J. Rounds	36	84	2.3	17	0
B. Cunningham	16	54	3.4	26	1
J. Howard	15	49	3.3	12	0
M. Trubisky	5	48	9.6	16	0
K. Carey	10	38	3.8	18	0
J. Langford	10	29	2.9	8	0
C. Shaw	6	13	2.2	8	0
F. Stevenson	1	2	2.0	2	0
M. Sanchez	1	0	0.0	0	0
M. Glennon	1	0	0.0	0	0
Team	120	438	3.7	26	1
Opponents	91	303	3.3	41t	2

RECEIVING	No	Yds	Avg	Lg	TD
D. Thompson	8	95	11.9	24	0
K. Wright	6	58	9.7	15	1
A. Shaheen	6	37	6.2	11	0
V. Cruz	6	28	4.7	8	1
M. Pruitt	5	85	17.0	52	0
B. Cunningham	5	40	8.0	14	1
T. Gentry	4	77	19.3	45t	1
C. Meredith	4	70	17.5	28	0
T. Davis	4	52	13.0	17	0
K. White	4	32	8.0	19	0
D. Sims	4	27	6.8	13	1
D. Brown	4	15	3.8	5	0
Z. Miller	3	26	8.7	11	0
J. Langford	3	20	6.7	10	0
K. Carey	3	14	4.7	18	0
J. Bellamy	2	25	12.5	18	0
R. Randle	2	18	9.0	9	0
J. Rounds	2	18	9.0	13	0
B. Braunecker	2	12	6.0	6	0
F. Stevenson	1	17	17.0	17	0
D. Braverman	0	0	0	0	0
P. Howard	0	0	0	0	0
Team	78	766	9.8	52	5
Opponents	86	1084	12.6	51t	7

INTERCEPTIONS	No	Yds	Avg	Lg	TD
B. Webb	1	0	0.0	0	0
Team	1	0	0.0	0	0
Opponents	2	102	51.0	52	1

PUNT RETURNS	Ret	FC	Yds	Avg	Lg	TD
E. Jackson	4	1	32	8.0	16	0
D. Braverman	2	3	18	9.0	18	0
T. Cohen	1	2	17	17.0	17	0
Team	7	6	67	9.6	18	0
Opponents	13	3	90	6.9	34	0

KICK RETURNS	No	Yds	Avg	Lg	TD
D. Thompson	3	88	29.3	44	0
B. Cunningham	2	58	29.0	41	0
D. Braverman	2	0	0.0	0	0
T. Cohen	1	22	22.0	22	0
P. Howard	1	21	21.0	21	0
K. Carey	1	19	19.0	19	0
Team	10	208	20.8	44	0
Opponents	8	185	23.1	41	0



WEEK 1
Falcons 23, Bears 17
 Soldier Field (61,857)
 Sunday, Sept. 10, 2017

ATLANTA	3	7	3	10	23
CHICAGO	0	10	0	7	17

FIRST QUARTER

Falcons 7:56 Bryant 48 yd. FG

SECOND QUARTER

Bears 14:55 Barth 54 yd. FG
 Falcons 4:29 Freeman 5 yd. run (Bryant kick)
 Bears 0:14 Howard 4 yd. run (Barth kick)

THIRD QUARTER

Falcons 2:10 Bryant 28 yd. FG

FOURTH QUARTER

Falcons 11:55 Hooper 88 yd. pass from Ryan
 (Bryant kick)
 Bears 7:26 Cohen 19 yd. pass from Glennon
 (Barth kick)
 Falcons 3:24 Bryant 37 yd. FG

FALCONS	BEARS
---------	-------

First Downs.....	18	20
3rd Down.....	5-11	5-13
Total Net Yards.....	372	301
Off Plays.....	55	63
Avg Gain.....	6.8	4.8
Rushing Net.....	64	125
Passing Net.....	308	176
Penalties (Yds).....	8 (73)	4 (40)
Turnovers.....	0	0
Punts (Avg).....	3 (59.3)	5 (48.8)
TDs.....	2	2
FGs.....	3-3	1-1
TO Remain.....	1	0
Time of Poss.....	30:34	29:26

PASSING LEADERS

FALCONS - Ryan 21-30-0, 321 yds, 1 TD.
BEARS - Glennon 26-40-0, 213 yds, 1 TD.

RUSHING LEADERS

FALCONS - Freeman 12-37, 1 TD; Coleman 8-16.
BEARS - Cohen 5-66; Howard 13-52, 1 TD; Burton 1-7.

RECEIVING LEADERS

FALCONS - Hooper 2-128, 1 TD; Jones 4-66; Sanu 6-47; Coleman 4-42; Gabriel 3-36.
BEARS - Cohen 8-47, 1 TD; Miller 4-39; Wright 3-34; Sims 2-31; Bellamy 3-27; Howard 3-14; White 2-6; Thompson 1-15.



WEEK 2
Buccaneers 29, Bears 7
 Raymond James Stadium (56,640)
 Sunday, Sept. 17, 2017

CHICAGO	0	0	0	7	7
TAMPA BAY	10	16	0	3	29

FIRST QUARTER

Bucs 8:58 Folk 42 yd. FG
 Bucs 0:10 Evans 13 yd. pass from Winston
 (Folk kick)

SECOND QUARTER

Bucs 7:30 Rodgers 1 yd. run (Folk kick)
 Bucs 4:09 McClain 47 yd. INT return (kick failed)
 Bucs 0:00 Folk 50 yd. FG

FOURTH QUARTER

Bucs 12:26 Folk 23 yd. FG
 Bears 1:43 Thompson 14 yd. pass from Glennon
 (Barth kick)

BEARS	BUCS
-------	------

First Downs.....	19	22
3rd Down.....	7-14	8-15
Total Net Yards.....	310	311
Off Plays.....	62	67
Avg Gain.....	5.0	4.6
Rushing Net.....	20	117
Passing Net.....	290	194
Penalties (Yds).....	8 (59)	4 (34)
Turnovers.....	4	1
Punts (Avg).....	3 (56.0)	3 (48.7)
TDs.....	1	3
FGs.....	0-0	3-3
TO Remain.....	3	2
Time of Poss.....	26:49	33:11

PASSING LEADERS

BEARS - Glennon 31-45-2, 301 yds, 1 TD.
BUCS - Winston 18-30-0, 204 yds, 1 TD.

RUSHING LEADERS

BEARS - Cohen 7-13; Howard 9-7.
BUCS - Rodgers 19-67, 1 TD; Barber 10-47.

RECEIVING LEADERS

BEARS - Wright 7-69; Thompson 4-57, 1 TD; Cohen 8-55; Bellamy 4-51; Miller 6-42; Gentry 2-27.
BUCS - Evans 7-93, 1 TD; Jackson 3-39; Brate 2-24; Humphries 2-18; Howard 1-17.



WEEK 3
Bears 23, Steelers 17 (ot)
 Soldier Field (62,172)
 Sunday, Sept. 24, 2017

PITTSBURGH	0	7	7	3	0	17
CHICAGO	7	10	0	0	6	23

FIRST QUARTER

Bears 9:09 Howard 3 yd. run (Barth kick)

SECOND QUARTER

Steelers 5:42 Brown 7 yd. pass from Roethlisberger (Boswell kick)

Bears 0:43 Shaheen 2 yd. pass from Glennon (Barth kick)

Bears 0:00 Barth 24 yd. FG

THIRD QUARTER

Steelers 6:43 Bell 1 yd. run (Boswell kick)

FOURTH QUARTER

Steelers 8:03 Boswell 32 yd. FG

OVERTIME

Bears 8:27 Howard 19 yd. run

	BEARS	STEELERS
First Downs.....	18	19
3rd Down	4-12	4-11
Total Net Yards	306	282
Off Plays	62	59
Avg Gain	4.9	4.8
Rushing Net.....	222	70
Passing Net	84	212
Penalties (Yds).....	10 (73)	6 (40)
Turnovers	2	2
Punts (Avg)	6 (44.5)	5 (40.6)
TDs	3	2
FGs	1-2	1-2
TO Remain	2	1
Time of Poss.	33:59	27:34

PASSING LEADERS

BEARS - Glennon 15-22-1, 101 yds, 1 TD.

STEELERS - Roethlisberger 22-39, 235 yds, 1 TD.

RUSHING LEADERS

BEARS - Howard 23-138, 2 TD; Cohen 12-78.

STEELERS - Bell 15-61, 1 TD.

RECEIVING LEADERS

BEARS - Howard 5-26; Cohen 4-24; Cunningham 3-23.

STEELERS - Brown 10-110, 1 TD; Smith-Schuster 2-39.



WEEK 4
Packers 35, Bears 14
 Lambeau Field (78,362)
 Thursday, Sept. 28, 2017

CHICAGO	0	7	0	7	14
GREEN BAY	14	7	7	7	35

FIRST QUARTER

Packers 9:49 Adams 5 yd. pass from Rodgers (Crosby kick)

Packers 8:56 Cobb 2 yd. pass from Rodgers (Crosby kick)

SECOND QUARTER

Packers 4:48 Jones 2 yd. run (Crosby kick)

Bears 0:08 Wright 5 yd. pass from Glennon (Barth kick)

THIRD QUARTER

Packers 4:09 Nelson 4 yd. pass from Rodgers (Crosby kick)

FOURTH QUARTER

Packers 14:54 Nelson 8 yd. pass from Rodgers (Crosby kick)

Bears 6:01 Howard 3 yd. run (Barth kick)

	BEARS	PACKERS
First Downs.....	20	17
3rd Down	5-12	7-14
Total Net Yards	308	260
Off Plays	64	53
Avg Gain	4.8	4.9
Rushing Net.....	103	91
Passing Net	205	169
Penalties (Yds).....	8 (62)	7 (55)
Turnovers	4	0
Punts (Avg)	3 (49.0)	5 (47.6)
TDs	2	5
FGs	0-1	0-0
TO Remain	3	0
Time of Poss.	31:51	28:09

PASSING LEADERS

BEARS - Glennon 21-33-2, 218 yds, 1 TD.

PACKERS - Rodgers 18-26-0, 179 yds, 4 TD.

RUSHING LEADERS

BEARS - Howard 18-53, 1 TD; Cunningham 5-26; Cohen 6-24.

PACKERS - Jones 13-49, 1 TD; Montgomery 5-28; Williams 4-11.

RECEIVING LEADERS

BEARS - Wright 4-51, 1 TD; Miller 2-45; Thompson 5-44; Bellamy 3-36; Cohen 4-24; Howard 2-10.

PACKERS - Nelson 4-75, 2 TD; Cobb 4-44, 1 TD; Bennett 6-39; Adams 2-13, 1 TD.



WEEK 5

Vikings 20, Bears 17

Soldier Field (61,834)
Monday, Oct. 9, 2017

MINNESOTA	0	3	14	3	0	20
CHICAGO	2	0	7	8	0	17

FIRST QUARTER

Bears 1:31 Bradford sacked in end zone by
Floyd for a safety

SECOND QUARTER

Vikings 1:02 Forbath 26 yd. FG

THIRD QUARTER

Vikings 8:16 Rudolph 13 yd. pass from Keenum
(Forbath kick)

Bears 5:23 Cunningham 38 yd. pass from
O'Donnell (Barth kick) (7-75, 2:53)

Vikings 3:31 McKinnon 58 yd. run (Forbath kick)

FOURTH QUARTER

Bears 12:24 Miller 20 yd. pass from Trubisky
(Trubisky run)

Vikings 0:12 Forbath 26 yd. FG

	VIKINGS	BEARS
First Downs.....	17	16
3rd Down	6-15	3-12
Total Net Yards	300	274
Off Plays	67	56
Avg Gain	4.5	4.9
Rushing Net.....	159	115
Passing Net	141	159
Penalties (Yds).....	9 (69)	8 (55)
Turnovers	0	2
Punts (Avg)	6 (43.0)	7 (43.9)
TDs	2	2
FGs	2-2	0-0
TO Remain	1	0
Time of Poss.....	31:24	28:36

PASSING LEADERS

VIKINGS – Keenum 17-21, 140 yds, 1 TD; Bradford 5-11, 36 yds.

BEARS – Trubisky 12-25, 128 yds, 1 TD, 1 INT; O'Donnell 1-1, 38 yds, 1 TD.

RUSHING LEADERS

VIKINGS – McKinnon 16-95, 1 TD; Murray 12-31; Keenum 1-22; Thielen 1-11.

BEARS – Howard 19-76; Trubisky 3-22; Cohen 6-13.

RECEIVING LEADERS

VIKINGS – McKinnon 6-51; Rudolph 6-45, 1 TD; Thielen 5-34; Murray 2-12; Floyd 1-19; Ham 1-11; Diggs 1-4.

BEARS – Wright 4-46; Miller 3-39, 1 TD; Cunningham 2-43, 1 TD; McBride 1-18; Sims 1-17; Wheaton 1-9.



WEEK 6

Bears 27, Ravens 24 (ot)

M&T Bank Stadium (70,616)
Sunday, Oct. 15, 2017

CHICAGO	0	10	7	7	3	27
BALTIMORE	0	3	7	14	0	24

SECOND QUARTER

Bears 10:54 Barth 24 yd. FG

Bears 2:53 Miller 21 yd. pass from Cohen (Barth kick)

Ravens 0:03 Tucker 27 yd. FG

THIRD QUARTER

Bears 6:01 Sims 27 yd. pass from Trubisky
(Barth kick)

Ravens 5:47 Rainey 96 yd. KO return (Tucker kick)

FOURTH QUARTER

Ravens 11:26 Tucker 31 yd. FG

Bears 5:08 Amos 90 yd. INT return (Barth kick)

Ravens 2:56 Tucker 50 yd. FG

Ravens 1:37 Campanaro 77 yd. PR (Flacco-Boyle pass)

OVERTIME

Bears 2:06 Barth 40 yd. FG

	BEARS	RAVENS
First Downs.....	18	16
3rd Down	5-17	3-18
Total Net Yards	342	291
Off Plays	75	70
Avg Gain	4.6	4.2
Rushing Net.....	231	125
Passing Net	111	166
Penalties (Yds).....	5 (44)	8 (69)
Turnovers	2	3
Punts (Avg)	9 (46.7)	7 (55.0)
TDs	3	2
FGs	2-2	3-3
TO Remain	2	1
Time of Poss.....	36:45	31:09

PASSING LEADERS

BEARS – Trubisky 8-16, 113 yds, 1 TD; Cohen 1-1, 21 yds, 1 TD.

RAVENS – Flacco 24-41, 180 yds, 0 TD, 2 INT.

RUSHING LEADERS

BEARS – Howard 36-167; Cohen 14-32; Trubisky 4-32.

RAVENS – Collins 15-74; Allen 10-49; Flacco 1-2.

RECEIVING LEADERS

BEARS – Sims 2-42, 1 TD; Wright 2-36; Miller 2-25, 1 TD; Cohen 1-14; Howard 1-9; Burton 1-8.

RAVENS – Moore 3-44; Wallace 3-30; Watson 6-28; Campanaro 3-24; Allen 3-17; Boyle 2-15; Rainey 2-11.



WEEK 7
Bears 17, Panthers 3
 Soldier Field (61,256)
 Sunday, Oct. 22, 2017

CAROLINA	0	3	0	0	3
CHICAGO	7	10	0	0	17

FIRST QUARTER

Bears 8:59 Jackson 75 yd. Fum Ret. (Barth kick)

SECOND QUARTER

Bears 12:28 Jackson 76 yd. INT return (Barth kick)

Panthers 3:18 Gano 36 yd. FG

Bears 1:10 Barth 19 yd. FG

	PANTHERS	BEARS
First Downs.....	20	5
3rd Down.....	6-15	2-11
Total Net Yards.....	293	153
Off Plays.....	69	37
Avg Gain.....	4.2	4.1
Rushing Net.....	108	68
Passing Net.....	185	85
Penalties (Yds).....	4 (35)	5 (40)
Turnovers.....	3	0
Punts (Avg).....	5 (52.6)	6 (49.3)
TDs.....	0	2
FGs.....	1-1	1-2
TO Remain.....	0	3
Time of Poss.....	38:35	21:25

PASSING LEADERS

PANTHERS - Newton 21-34, 211 yds, 0 TD, 2 INT.

BEARS - Trubisky 4-7, 107 yds, 0 TD, 0 INT.

RUSHING LEADERS

PANTHERS - Newton 9-50; Stewart 14-48; McCaffrey 7-10.

BEARS - Howard 21-65; Trubisky 5-3.

RECEIVING LEADERS

PANTHERS - Benjamin 3-65; Funchess 4-41; McCaffrey 7-36; Shepard 2-20; Samuel 1-20; Dickson 3-18; Manhertz 1-11.

BEARS - Cohen 1-70; Miller 2-29; Gentry 1-8.



WEEK 8
Saints 20, Bears 12
 Mercedes-Benz Superdome (73,192)
 Sunday, Oct. 29, 2017

CHICAGO	0	3	3	6	0	12
NEW ORLEANS	7	7	0	6	0	20

FIRST QUARTER

Saints 11:08 Kamara 8 yd. run (Lutz kick)

SECOND QUARTER

Bears 14:52 Barth 27 yd. FG

Saints 3:41 Ingram 1 yd. run (Lutz kick)

THIRD QUARTER

Bears 5:42 Barth 44 yd. FG

FOURTH QUARTER

Saints 12:54 Lutz 45 yd. FG

Bears 3:58 Cohen 1 yd. run (pass failed)

Saints 1:35 Lutz 49 yd. FG

	BEARS	SAINTS
First Downs.....	17	19
3rd Down.....	8-17	2-9
Total Net Yards.....	307	387
Off Plays.....	65	60
Avg Gain.....	4.7	6.5
Rushing Net.....	157	101
Passing Net.....	150	286
Penalties (Yds).....	4 (31)	7 (51)
Turnovers.....	1	2
Punts (Avg).....	5 (54.0)	4 (51.0)
TDs.....	1	2
FGs.....	2-3	2-2
TO Remain.....	0	2
Time of Poss.....	28:37	31:23

PASSING LEADERS

BEARS - Trubisky 14-32, 164 yds, 0 TD, 1 INT.

SAINTS - Brees 23-28, 299 yds, 0 TD, 1 INT.

RUSHING LEADERS

BEARS - Howard 23-102; Trubisky 3-53; Cohen 4-2, 1 TD.

SAINTS - Ingram 18-75, 1 TD; Kamara 8-28, 1 TD.

RECEIVING LEADERS

BEARS - McBride 3-92; Wright 2-23; Howard 3-19; Sims 3-15; Brown 1-9; Cohen 1-6.

SAINTS - Thomas 7-77; Ginn 2-68; Coleman 1-54; Kamara 3-48; Hill 3-29; Ingram 6-24.



WEEK 10

Packers 23, Bears 16

Soldier Field (61,285)

Sunday, Nov. 12, 2017

GREEN BAY	3	7	3	10	23
CHICAGO	3	3	0	10	16

FIRST QUARTER

Packers 7:20 Crosby 40 yd. FG

Bears 2:15 Barth 45 yd. FG

SECOND QUARTER

Packers 11:41 Montgomery 37 yd. run (Crosby kick)

Bears 0:00 Barth 44 yd. FG

THIRD QUARTER

Packers 10:16 Crosby 24 yd. FG

FOURTH QUARTER

Packers 13:09 Crosby 50 yd. FG

Bears 10:39 Bellamy 46 yd. pass from Trubisky (Barth kick)

Packers 5:29 Adams 19 yd. pass from Hundley (Crosby kick)

Bears 3:19 Barth 49 yd. FG

	PACKERS	BEARS
First Downs.....	18	14
3rd Down.....	7-16	4-14
Total Net Yards.....	342	323
Off Plays.....	65	57
Avg Gain.....	5.3	5.7
Rushing Net.....	160	55
Passing Net.....	182	268
Penalties (Yds).....	5 (35)	8 (78)
Turnovers.....	0	1
Punts (Avg).....	4 (40.0)	5 (48.2)
TDs.....	2	1
FGs.....	3-4	3-3
TO Remain.....	0	0
Time of Poss.....	33:53	26:07

PASSING LEADERS

PACKERS - Hundley 18-25, 212 yds, 1 TD, 0 INT

BEARS - Trubisky 21-35, 297 yds, 1 TD, 0 INT

RUSHING LEADERS

PACKERS - Williams 20-67; Montgomery 6-54, 1 TD; Hundley 2-16; Jones 3-12; Cobb 4-8; Ripkowski 2-3.

BEARS - Howard 15-54; Cohen 1-1.

RECEIVING LEADERS

PACKERS - Adams 5-90, 1 TD; Cobb 3-52; Nelson 3-20; Montgomery 2-14; Ripkowski 1-12; Kendrick 1-9; Rodgers 1-8; Williams 1-7; Jones 1-0.

BEARS - Inman 6-88; Bellamy 2-57, 1 TD; Wright 5-46; Shaheen 2-39; Cunningham 3-32; Brown 2-23; Cohen 1-10.



WEEK 11

Lions 27, Bears 24

Soldier Field (60,635)

Sunday, Nov. 19, 2017

DETROIT	0	21	0	6	27
CHICAGO	10	7	0	7	24

FIRST QUARTER

Bears 8:21 Barth 23 yd. FG

Bears 3:23 Shaheen 1 yd. pass from Trubisky (Barth kick)

SECOND QUARTER

Lions 14:00 Hayden 27 yd. fumble ret (Prater kick)

Bears 8:30 Howard 12 yd. run (Barth kick)

Lions 5:17 M. Jones 28 yd. pass from Stafford (Prater kick)

Lions 0:20 Abdullah 2 yd. pass from Stafford (Prater kick)

FOURTH QUARTER

Lions 10:01 Prater 27 yd. FG

Bears 5:02 Cohen 15 yd. run (Barth kick)

Lions 1:35 Prater 52 yd. FG

	LIONS	BEARS
First Downs.....	20	24
3rd Down.....	3-10	3-9
Total Net Yards.....	352	398
Off Plays.....	58	61
Avg Gain.....	6.1	6.5
Rushing Net.....	65	222
Passing Net.....	287	176
Penalties (Yds).....	6 (49)	5 (64)
Turnovers.....	1	1
Punts (Avg).....	4 (43.0)	4 (46.5)
TDs.....	3	3
FGs.....	2-2	1-2
TO Remain.....	2	0
Time of Poss.....	30:36	29:24

PASSING LEADERS

LIONS - Stafford 21-31, 299 yds, 2 TD, 0 INT.

BEARS - Trubisky 18-30, 179 yds, 1 TD, 0 INT.

RUSHING LEADERS

LIONS - Riddick, 9-35; Abdullah, 11-22; Agnew 1-5.

BEARS - Howard 15-125, 1 TD; Trubisky 6-53; Cohen 9-44, 1 TD.

RECEIVING LEADERS

LIONS - M. Jones 4-85, 1 TD; T. Jones 4-55; Golladay 2-52; Ebron 4-49; Tate 3-32; Abdullah 2-13, 1 TD; Fells 1-9; Riddick 1-4.

BEARS - Inman 3-43; Shaheen 4-41, 1 TD; Wright 2-25; Brown 2-23; Cunningham 1-18; Cohen 4-15; McBride 2-14.



WEEK 12

Eagles 31, Bears 3

Lincoln Financial Field (69,596)

Sunday, Nov. 26, 2017

CHICAGO	0	0	3	0	3
PHILADELPHIA	7	17	0	7	31

FIRST QUARTER

Eagles 6:04 Ertz 17 yd. pass from Wentz
(Elliott kick)

SECOND QUARTER

Eagles 10:52 Agholor 15 yd. pass from Wentz
(Elliott kick)
Eagles 6:52 Elliott 45 yd. FG
Eagles 0:05 Jeffery 8 yd. pass from Wentz
(Elliott kick)

THIRD QUARTER

Bears 8:40 Santos 38 yd. FG

FOURTH QUARTER

Eagles 13:37 Agholor fumble recovery in end zone
(Elliott kick)

	BEARS	EAGLES
First Downs.....	8	24
3rd Down	3-13	7-16
Total Net Yards.....	140	420
Off Plays	49	73
Avg Gain	2.9	5.8
Rushing Net.....	6	176
Passing Net	134	244
Penalties (Yds)	9 (56)	11 (70)
Turnovers.....	2	3
Punts (Avg).....	6 (41.8)	2 (43.5)
TDs	0	4
FGs.....	1-2	1-1
TO Remain.....	3	2
Time of Poss.....	22:52	37:08

PASSING LEADERS

BEARS - Trubisky 17-33, 147 yds, 0 TD, 2 INT.

EAGLES - Wentz 23-36, 227 yds, 3 TD, 0 INT; Foles 3-3, 21 yds, 0 TD, 0 INT.

RUSHING LEADERS

BEARS - Trubisky 4-12; Howard 7-6; Cunningham 1--1; Cohen 2--11.

EAGLES - Blount 15-97; Wentz 5-29; Clement 4-27; Ajayi 5-26.

RECEIVING LEADERS

BEARS - Inman 4-64; Brown 2-20; McBride 2-20

EAGLES - Ertz 10-103, 1 TD; Jeffery 5-52, 1 TD; Agholor 3-32, 1 TD; Smith 4-30; Hollins 2-12; Clement 1-12; Ajayi 1-7.



WEEK 13

49ers 15, Bears 14

Soldier Field (61,302)

Sunday, Dec. 3, 2017

SAN FRANCISCO	3	6	3	3	15
CHICAGO	7	7	0	0	14

FIRST QUARTER

49ers 8:12 Gould 33 yd. FG
Bears 0:10 Inman 8 yd. pass from Trubisky
(Santos kick)

SECOND QUARTER

49ers 11:57 Gould 28 yd. FG
Bears 5:49 Cohen 61 yd. punt return (Santos kick)
49ers 0:24 Gould 35 yd. FG

THIRD QUARTER

49ers 1:57 Gould 34 yd. FG

FOURTH QUARTER

49ers 0:04 Gould 24 yd. FG

	49ERS	BEARS
First Downs.....	23	8
3rd Down	10-18	5-10
Total Net Yards.....	388	147
Off Plays	73	36
Avg Gain	5.3	4.1
Rushing Net.....	110	62
Passing Net	278	85
Penalties (Yds).....	8 (53)	4 (29)
Turnovers.....	1	0
Punts (Avg).....	2 (36.0)	5 (39.8)
TDs	0	2
FGs.....	5-5	0-0
TO Remain.....	0	0
Time of Poss.....	38:47	21:13

PASSING LEADERS

49ERS - Garoppolo 26-37, 293 yds, 0 TD, 1 INT.

BEARS - Trubisky 12-15, 102 yds, 1 TD, 0 INT.

RUSHING LEADERS

49ERS - Hyde 17-54; Breida 12-45; Garoppolo 4-8.

BEARS - Howard 13-38; Trubisky 4-19; Cohen 2-5.

RECEIVING LEADERS

49ERS - Goodwin 8-99; Taylor 6-92; Celek 2-30; Juszczyk 3-20; Kittle 2-20; Murphy 1-16; Hyde 3-12; Breida 1-4.

BEARS - Cohen 4-39; Wright 2-25; Inman 2-21, 1 TD; Brown 1-13; Sims 1-5; Bellamy 1-4.



WEEK 14

Bears 33, Bengals 7

Paul Brown Stadium (52,002)

Sunday, Dec. 10, 2017

CHICAGO	6	6	7	14	33
CINCINNATI	7	0	0	0	7

FIRST QUARTER

Bears 11:00 Howard 21 yd. run (kick failed)
 Bengals 2:15 LaFell 14 yd. pass from Dalton
 (Bullock kick)

SECOND QUARTER

Bears 12:38 Nugent 34 yd. FG
 Bears 1:46 Nugent 27 yd. FG

THIRD QUARTER

Bears 4:54 Trubisky 4 yd. run (Nugent kick)

FOURTH QUARTER

Bears 14:52 Shaheen 1 yd. pass from Trubisky
 (Nugent kick)
 Bears 9:18 Howard 8 yd. run (Nugent kick)

	BEARS	BENGALS
First Downs.....	29	14
3rd Down	4-11	3-12
Total Net Yards	482	234
Off Plays	72	53
Avg Gain	6.7	4.4
Rushing Net.....	232	70
Passing Net	250	164
Penalties (Yds).....	10 (74)	7 (56)
Turnovers	0	2
Punts (Avg)	3 (47.3)	5 (50.2)
TDs	4	1
FGs	2-2	0-0
TO Remain	2	1
Time of Poss.....	38:09	21:51

PASSING LEADERS

BEARS - Trubisky 25-32, 271 yds, 1 TD, 0 INT.
BENGALS - Dalton 14-29, 141 yds, 1 TD, 1 INT.

RUSHING LEADERS

BEARS - Howard 23-147, 2 TD; Cohen 12-80; Trubisky 2-5, 1 TD; Burton 1-0.
BENGALS - Bernard 11-62; B. Hill 2-8.

RECEIVING LEADERS

BEARS - Wright 10-107; Bellamy 2-52; Shaheen 4-44, 1 TD; Sims 2-32; Cunningham 2-14; Bown 2-9; Howard 1-8; Cohen 2-5.
BENGALS - Bernard 6-68; Green 5-64; LaFell 3-24, 1 TD; Boyd 1-15; Erickson 1-9; Hewitt 1-6.



WEEK 15

Lions 20, Bears 10

Ford Field (65,872)

Saturday, Dec. 16, 2017

CHICAGO	0	3	0	7	10
DETROIT	3	10	7	0	20

FIRST QUARTER

Lions 11:58 Prater 48 yd. FG

SECOND QUARTER

Lions 14:56 Prater 31 yd. FG
 Lions 6:10 T. Jones 3 yd. pass from Stafford
 (Prater kick)
 Bears 0:02 Nugent 41 yd. FG

THIRD QUARTER

Lions 9:48 Ebron 8 yd. pass from Stafford
 (Prater kick)

FOURTH QUARTER

Bears 2:32 Cunningham 9 yd. pass from Trubisky
 (Nugent kick)

	BEARS	LIONS
First Downs.....	22	18
3rd Down	5-12	6-13
Total Net Yards	349	293
Off Plays	63	57
Avg Gain	5.5	5.1
Rushing Net.....	43	91
Passing Net	306	202
Penalties (Yds).....	13 (97)	8 (58)
Turnovers	3	1
Punts (Avg).....	5 (45.0)	4 (45.5)
TDs	1	2
FGs	1-1	2-2
TO Remain	0	3
Time of Poss.....	30:55	29:05

PASSING LEADERS

BEARS - Trubisky 31-46, 314 yds, 1 TD, 3 INT.
LIONS - Stafford 25-33, 237 yds, 2 TD, 0 INT.

RUSHING LEADERS

BEARS - Howard 10-37; Trubisky 2-3; Burton 1-2; Cohen 2-1.
LIONS - Riddick 8-49; Green 10-35; Abdullah 1-8.

RECEIVING LEADERS

BEARS - Wright 7-81; Bellamy 5-70; Wheaton 2-42; Cunningham 4-33, 1 TD; Brown 3-32; Howard 4-26; Cohen 4-16; Sims 1-9; Inman 1-5.
LIONS - M. Jones 3-85; Ebron 5-33, 1 TD; Tate 3-33; Golladay 4-29; T. Jones 3-26; Abdullah 3-13; Riddick 3-12; Agnew 1-6.



WEEK 16
Bears 20, Browns 3
 Soldier Field (58,796)
 Sunday, Dec. 24, 2017

CLEVELAND	0	3	0	0	3
CHICAGO	6	0	14	0	20

FIRST QUARTER

Bears 1:20 Howard 2 yd. run (kick blocked)

SECOND QUARTER

Browns 0:01 Gonzalez 48 yd. FG

THIRD QUARTER

Bears 12:23 Howard 16 yd. run (Nugent kick)
 Bears 3:27 Trubisky 4 yd. run (Nugent kick)

	BROWNS	BEARS
First Downs.....	12	16
3rd Down	4-13	7-16
Total Net Yards	253	258
Off Plays	57	59
Avg Gain	4.4	4.4
Rushing Net.....	75	97
Passing Net	178	161
Penalties (Yds).....	8 (60)	4 (25)
Turnovers	3	0
Punts (Avg)	7 (47.7)	8 (45.1)
TDs	0	3
FGs.....	1-1	0-0
TO Remain	2	1
Time of Poss.....	26:46	33:14

PASSING LEADERS

BROWNS - Kizer 18-36, 182 yds, 0 TD, 2 INT.

BEARS - Trubisky 14-23, 193 yds, 0 TD, 0 INT.

RUSHING LEADERS

BROWNS - Crowell 12-44; Johnson 4-20; Kizer 3-8; Days 1-3.

BEARS - Howard 22-44, 2 TD; Trubisky 7-44, 1 TD; Cohen 2-9.

RECEIVING LEADERS

BROWNS - Johnson 7-81; Louis 1-35; Higgins 2-20; Gordon 2-19; Njoku 1-13; DeValve 3-12; Coleman 1-3; Crowell 1-3.

BEARS - Cunningham 2-62; Bellamy 3-49; Wright 4-27; Sims 1-24; Inman 2-19; Cohen 2-12.



WEEK 17
Vikings 23, Bears 10
 U.S. Bank Stadium (66,802)
 Sunday, Dec. 31, 2017

CHICAGO	0	3	0	3	10
MINNESOTA	7	9	7	0	23

FIRST QUARTER

Vikings 9:07 L.Murray 1 yd. run (Forbath kick)

SECOND QUARTER

Vikings 9:30 L.Murray 1 yd. run (Forbath kick)
 Bears 5:50 B.Callahan 59 yd. punt return (Nugent kick)

Vikings 2:25 M.Trubisky penalty for a safety

THIRD QUARTER

Vikings 0:14 S.Diggs 15-yd reception (Forbath kick)

FOURTH QUARTER

Bears 8:22 Nugent 55 yd. FG

	BEARS	VIKINGS
First Downs.....	12	21
3rd Down	1-12	5-13
Total Net Yards	201	327
Off Plays	53	67
Avg Gain	3.8	4.9
Rushing Net.....	30	147
Passing Net	171	180
Penalties (Yds).....	10 (116)	12 (103)
Turnovers	0	0
Punts (Avg)	7 (51.9)	8 (44.8)
TDs	1	3
FGs.....	1-1	0-1
TO Remain	1	2
Time of Poss.....	24:05	35:55

PASSING LEADERS

BEARS - Trubisky 20-36, 178 yds, 0 TD, 0 INT

VIKINGS - Keenum 21-29, 189 yds, 1 TD, 0 INT.

RUSHING LEADERS

BEARS - Cohen 3-13; Howard 9-9; Bellamy 1-6.

VIKINGS - Murray 20-111; McKinnon 12-44.

RECEIVING LEADERS

BEARS - Inman 5-94; Bellamy 1-30; Wright 5-29; Cohen 6-14.

VIKINGS - Diggs 6-65; Thielen 6-61; Morgan 3-35; Treadwell 3-16.



NATIONAL FOOTBALL CONFERENCE

North Division						
	W	L	T	Pct.	PF	PA
Minnesota-y	13	3	0	0.813	382	252
Detroit	9	7	0	0.563	410	376
Green Bay	7	9	0	0.438	320	384
Chicago	5	11	0	0.313	264	320

East Division						
	W	L	T	Pct.	PF	PA
Philadelphia-z	13	3	0	0.813	457	295
Dallas	9	7	0	0.563	354	332
Washington	7	9	0	0.438	342	388
New York	3	13	0	0.188	246	388

South Division						
	W	L	T	Pct.	PF	PA
New Orleans-y	11	5	0	0.688	448	326
Carolina-x	11	5	0	0.688	363	327
Atlanta-x	10	6	0	0.625	353	315
Tampa Bay	5	11	0	0.313	335	382

West Division						
	W	L	T	Pct.	PF	PA
Los Angeles-y	11	5	0	0.688	478	329
Seattle	9	7	0	0.563	366	332
Arizona	8	8	0	0.5	295	361
San Francisco	6	10	0	0.375	331	383

x- clinched playoffs
y- clinched division
z- clinched conference

AMERICAN FOOTBALL CONFERENCE

North Division						
	W	L	T	Pct.	PF	PA
Pittsburgh-y	13	3	0	0.813	406	308
Baltimore	9	7	0	0.563	395	303
Cincinnati	7	9	0	0.438	290	349
Cleveland	0	16	0	0	234	410

East Division						
	W	L	T	Pct.	PF	PA
New England-z	13	3	0	0.813	458	296
Buffalo-x	9	7	0	0.563	302	359
Miami	6	10	0	0.375	281	393
New York Jets	5	11	0	0.313	298	382

South Division						
	W	L	T	Pct.	PF	PA
Jacksonville-y	10	6	0	0.625	417	268
Tennessee-x	9	7	0	0.563	334	356
Indianapolis	4	12	0	0.25	263	404
Houston	4	12	0	0.25	338	436

West Division						
	W	L	T	Pct.	PF	PA
Kansas City-y	10	6	0	0.625	415	339
Los Angeles	9	7	0	0.563	355	272
Oakland	6	10	0	0.375	301	373
Denver	5	11	0	0.313	289	382

2017 NFL POSTSEASON

Home team in CAPS

NFC Wild Card Playoff Games

Atlanta 26, LOS ANGELES 13
Carolina 26, NEW ORLEANS 31

NFC Divisional Playoff Games

Atlanta 10, PHILADELPHIA 15
New Orleans 24, MINNESOTA 29

NFC Championship Game

Minnesota 7, PHILADELPHIA 38

AFC Wild Card Playoff Games

Tennessee 22, KANSAS CITY 21
Buffalo 3, JACKSONVILLE 10

AFC Divisional Playoff Games

Tennessee 14, NEW ENGLAND 35
Jacksonville 45, PITTSBURGH 42

AFC Championship Game

Jacksonville 20, NEW ENGLAND 24

PRO BOWL at Camping World Stadium, Orlando, Florida

NFC 23, AFC 24

SUPER BOWL LII at U.S. Bank Stadium, Minneapolis

Philadelphia Eagles (NFC) 41, New England Patriots (AFC) 33

RECORDS



**TEAM****Won in Overtime:**

- By BEARS – 10/15/2017 at Baltimore (27-24)
 By Opp. – 12/6/2015 vs. San Francisco (26-20)

Won in Regulation by Scoring Go-Ahead Points in the Last 2 Minutes

- By BEARS – 10/11/2015 at Kansas City (18-17, M. Forte 7-yd TD pass from J. Cutler with :18 remaining)
 By Opp. – 12/3/2017 vs. San Francisco (15-14, R. Gould 24-yd FG with :04 remaining)

Sent Game to Overtime by Scoring in the Last Two Minutes of Regulation

- By BEARS – 10/18/2014 at Detroit (Gould 29-yd FG with :00 remaining; DET won 37-34 in OT)
 By Opp. – 10/15/2017 at Baltimore (Campanaro 77 yd. punt return with 1:37 left; Flacco 2-pt pass to Boyle)

Shutout

- By BEARS – 11/18/2010 at Miami (16-0)
 By Opp. – 9/27/2015 at Seattle (26-0)

Did Not Allow Opponent to Score a Touchdown (non-shutout)

- By BEARS – 12/24/2017 vs. Cleveland (held CLE to 1 FG; 20-3 CHI)
 By Opp. – 11/26/2017 at Philadelphia (held Chicago to 1 FGs; 31-3 PHI)

Won By 20-or-More Points

- By BEARS – 12/10/2020 at Cincinnati (26 points; 33-7)
 By Opp. – 11/26/2017 at Philadelphia (28 points, 31-3)

Won Game After Trailing by 20-or-More Points

- By BEARS – 10/16/2006 at Arizona (24-23 after trailing 20-0 and 23-3)
 By Opp. – 11/10/2002 vs. New England (33-30 after trailing 27-6)

Won After Trailing at End of the 1st Quarter

- By BEARS – 12/10/2020 at Cincinnati (33-7 after trailing 7-6)
 By Opp. – 12/3/2017 vs. San Francisco (15-14 after trailing 7-3)

Won After Trailing at Halftime

- By BEARS – 11/9/2015 at San Diego (22-19 after trailing 16-7)
 By Opp. – 12/3/2017 vs. San Francisco (15-14 after trailing 14-9)

Won After Trailing at End of the 3rd Quarter

- By BEARS – 12/27/2015 at Tampa Bay (26-21 after trailing 14-13)
 By Opp. – 12/3/2017 vs. San Francisco (15-14 after trailing 14-12)

Won After Trailing By 10-Plus Points in 4th Quarter

- By BEARS – 10/11/2015 at Kansas City (18-17 after trailing by 11, 17-6)
 By Opp. – 10/16/2016 vs. Jacksonville (17-16 after trailing by 13, 13-0)

Scored 20 or More Points in a Quarter

- By BEARS – 12/4/2014 vs. Dallas (21 in 4th quarter; 41-28 DAL)
 By Opp. – 12/4/2014 vs. Dallas (21 in 3rd quarter; 41-28 DAL)

Scored 30 or More Points in a Half

- By BEARS – 11/4/2012 at Tennessee (31 in 1st half; 51-20 CHI)
 By Opp. – 11/9/2014 at Green Bay (42 in 1st half; 55-14 GB)



Scored Touchdowns on Offense and Defense

- By BEARS – 10/15/2017 at Baltimore (2 offense; 1 defense; 27-24 CHI)
 By Opp. – 11/19/2017 vs. Detroit (2 offense; 1 defense; 27-24 DET)

Scored Touchdowns on Offense, Defense and Special Teams

- By BEARS – 11/4/2012 at Tennessee (4 offense; 1 defense; 1 special teams; 51-20 CHI)
 By Opp. – 9/20/2015 vs. Arizona (5 offense; 1 defense; 1 special teams; 48-23 ARZ)

Won on Monday Night Football

- By BEARS – 10/31/2016 vs. Minnesota (20-10 on ESPN's Monday Night Football)
 By Opp. – 10/9/2017 vs. Minnesota (20-17 on ESPN's Monday Night Football)

Won on Sunday Night Football

- By BEARS – 9/14/2014 at San Francisco (28-20 on NBC's Sunday Night Football)
 By Opp. – 9/25/2016 at Dallas (29-14 on NBC's Sunday Night Football)

Won on Thursday Night Football

- By BEARS – 11/26/2015 at Green Bay (17-13 CHI on NBC's Thursday Night Football)
 By Opp. – 9/28/2017 at Green Bay (35-14 on CBS/NFLN's Thursday Night Football)

No Turnovers

- By BEARS – 12/31/2017 at Minnesota (MIN, 23-10)
 By Opp. – 12/31/2017 at Minnesota (MIN, 23-10)

OFFENSE

Touchdown Scored on First Offensive Possession to Start Game

- By BEARS – 12/10/2020 at Cincinnati (J. Howard 21-yd run; 33-7 CHI)
 By Opp. – 12/31/2017 at Minnesota (L. Murray 1-yd run; 23-10 MIN)

Touchdown Scored on First Offensive Possession of 2nd Half

- By BEARS – 12/24/2017 vs. Cleveland (J. Howard 16-yard run; 20-3 CHI)
 By Opp. – 10/9/2017 vs. Minnesota (K. Rudolph 13-yd pass from Keenum; 20-17 MIN)

No Sacks Allowed

- By BEARS – 11/27/2016 vs. Tennessee
 By Opp. – 1/1/2017 at Minnesota

No Turnovers and No Sacks Allowed

- By BEARS – 10/10/2013 vs. N.Y. Giants
 By Opp. – 12/24/2016 vs. Washington

Successful Two-Point Conversion

- By BEARS – 10/9/2017 vs. Minnesota (Trubisky run on pitch from Z. Miller)
 By Opp. – 10/15/2017 at Baltimore (Flacco pass to Boyle)

Failed Two-Point Conversion

- By BEARS – 10/29/2017 at New Orleans (pass failed)
 By Opp. – 12/29/2013 vs. Green Bay (pass failed)

500-or-More Total Net Yards of Offense

- By BEARS – 10/9/2016 at Indianapolis (522; 125 rushing, 397 passing)
 By Opp. – 10/18/2015 at Detroit (546; 155 rushing, 391 passing)

**400-or-More Total Net Yards of Offense**

- By BEARS – 12/10/2017 at Cincinnati (482; 232 rushing; 271 passing)
 By Opp. – 11/26/2017 at Philadelphia (420; 176 rushing, 244 passing)

300-or-More Net Rushing Yards by Team

- By BEARS – 9/9/1984 vs. Denver (302 yds on 50 carries, 2 TDs)
 By Opp. – 10/14/2007 vs. Minnesota (311 yds on 43 carries, 3 TDs)

200-or-More Net Rushing Yards by Team

- By BEARS – 12/10/2017 at Cincinnati (232 yards on 38 carries, 3 TDs)
 By Opp. – 12/24/2016 vs. Washington (208 yards on 35 carries, 4 TDs)

Individual 200-Yard Rushing Game

- By BEARS – 10/2/2011 vs. Carolina (Matt Forte, 205 yds on 25 carries, 1 TD)
 By Opp. – 12/1/2013 at Minnesota (Adrian Peterson, 211 yds on 35 carries, 0 TD)

Individual 150-Yard Rushing Game

- By BEARS – 10/15/2017 at Baltimore (Jordan Howard, 167 yds on 36 carries, 0 TD)
 By Opp. – 12/18/2016 vs. Green Bay (Ty Montgomery, 162 yds on 16 carries, 2 TDs)

Individual 100-Yard Rushing Game

- By BEARS – 12/10/2017 at Cincinnati (Jordan Howard, 147 yds on 23 carries, 2 TDs)
 By Opp. – 12/18/2016 vs. Green Bay (Ty Montgomery, 162 yds on 16 carries, 2 TDs)

Two 100-Yard Rushers in the Same Game

- By BEARS – 11/10/1985 vs. Detroit (207 total; Walter Payton - 105, Matt Suhey - 102)
 By Opp. – 12/22/2013 at Philadelphia (248 total; LeSean McCoy - 133, Bryce Brown - 115)

Consecutive 100-Yard Rushing Games

- By BEARS – 12/24/2016 vs. WAS & 1/1/2017 at MIN (Jordan Howard; 119 vs. WAS, 135 at MIN)
 By Opp. – 12/1/2013 at MIN & 12/9/2013 vs. DAL (A. Peterson, MIN - 211; D. Murray, DAL - 146)

Combined 200-Yards Rushing by Two Players (Non 200-Yard rusher, top 2 rushers)

- By BEARS – 12/10/2017 at Cincinnati (227 total; Jordan Howard - 147 and Tarik Cohen - 80)
 By Opp. – 12/18/2016 vs. Green Bay (207 total; Ty Montgomery - 162, C. Michael - 45)

60 Team Rushing Attempts

- By BEARS – 11/8/1981 at Kansas City (61 for 201 yards, 0 TDs)
 By Opp. – Never

50 Team Rushing Attempts

- By BEARS – 10/15/2017 at Baltimore (54 for 231 yards, 0 TDs)
 By Opp. – 10/30/1988 at New England (54 for 185 yards, 0 TDs)

40 Team Rushing Attempts

- By BEARS – 12/4/2016 vs. San Francisco (40 for 142 yards, 3 TDs)
 By Opp. – 9/25/2016 at Dallas (41 for 199 yards, 3 TDs)

Individual 40 Rushing Attempts

- By BEARS – 11/20/1977 vs. Minnesota (Walter Payton, 40 for 275 yards, 1 TD)
 By Opp. – Never

Individual 30 Rushing Attempts

- By BEARS – 10/15/2017 at Baltimore (Jordan Howard, 36 for 167 yards, 0 TDs)
 By Opp. – 9/25/2016 at Dallas (Ezekiel Elliott, 30 for 140 yards, 0 TDs)



Individual 20 Rushing Attempts

- By BEARS - 12/10/2017 at Cincinnati (Jordan Howard, 23 for 147 yds, 2 TDs)
 By Opp. - 12/31/2017 at Minnesota (Latavius Murray, 20 for 111 yds, 2 TDs)

Rushing Play of 75-Plus Yards

- By BEARS - 11/27/1988 vs. Green Bay (Neal Anderson, 80-yard TD run)
 By Opp. - 11/4/2012 at Tennessee (Chris Johnson, 80-yard TD run)

Rushing Play of 50-Plus Yards

- By BEARS - 11/19/2017 vs. Detroit (Jordan Howard, 50-yard run)
 By Opp. - 10/9/2017 vs. Minnesota (J. McKinnon, 58-yard TD run)

Rushing Play of 25-Plus Yards

- By BEARS - 12/10/2017 at Cincinnati (Tarik Cohen, 29-yard run)
 By Opp. - 11/26/2017 at Philadelphia (Jay Ajayi, 30-yard run)

3-Plus Rushing Touchdowns by Team

- By BEARS - 12/24/2017 vs. Cleveland (3, J. Howard - 2, M. Trubisky - 1)
 By Opp. - 12/24/2016 vs. Washington (4, K. Cousins - 2, M. Brown - 1, C. Thompson - 1)

3-Plus Rushing Touchdowns by Individual

- By BEARS - 12/4/2016 vs. San Francisco (Jordan Howard, 3)
 By Opp. - 10/20/2013 at Washington (Roy Helu, 3)

2-Plus Rushing Touchdowns by Individual

- By BEARS - 12/24/2017 vs. Cleveland (Jordan Howard, 2 TDs)
 By Opp. - 12/31/2017 at Minnesota (Latavius Murray, 2 TDs)

400 Gross Yards Passing by Team

- By BEARS - 11/14/1999 vs. Minnesota (422; 34 of 48, 3 TDs, 1 INT)
 By Opp. - 10/18/2015 at Detroit (405; 27 of 42, 4 TDs, 1 INT)

300 Gross Yards Passing by Team

- By BEARS - 12/16/2017 at Detroit (314; 31 of 46, 1 TDs, 3 INT)
 By Opp. - 9/10/2017 vs. Atlanta (321; 21 of 30, 1 TD, 0 INT)

400 Yards Passing by Individual

- By BEARS - 11/14/1999 vs. Minnesota (Jim Miller - 422; 34 of 48, 3 TDs, 1 INT)
 By Opp. - 10/18/2015 at Detroit (Matthew Stafford - 405; 27 of 42, 4 TDs, 1 INT)

300 Yards Passing by Individual

- By BEARS - 12/16/2017 at Detroit (Mitchell Trubisky - 314; 31 of 46, 1 TD, 3 INT)
 By Opp. - 9/10/2017 vs. Atlanta (Matt Ryan - 321; 21 of 30, 1 TD, 0 INT)

Consecutive 300 Yards Passing by Individual

- By BEARS - 12/18/2016 vs. GB & 12/24/2016 vs. WAS (Matt Barkley - 362 vs. GB, 323 vs. WAS)
 By Opp. - 11/23/2014 vs. TB & 11/27/14 at DET (J. McCown 341 vs. TB, M. Stafford 390 at DET)

60-Plus Passing Attempts by Individual

- By BEARS - 11/16/1997 vs. NY Jets (Erik Kramer - 60; 32 of 60, 354 yards, 2 TDs, 3 INT)
 By Opp. - 11/13/2011 vs. Detroit (Matthew Stafford - 63; 33 of 63, 329 yards, 1 TD, 4 INT)

50-Plus Passing Attempts by Individual

- By BEARS - 11/27/2016 vs. Tennessee (Matt Barkley - 40; 24 of 40, 323 yards, 2 TDs, 5 INT)
 By Opp. - 10/20/2016 at Green Bay (Aaron Rodgers - 56; 39 of 56, 326 yards, 3 TDs, 0 INT)

**40-Plus Passing Attempts by Individual**

- By BEARS - 12/16/2017 at Detroit (Mitchell Trubisky - 41; 31 of 46, 314 yards 1 TD, 3 INT)
 By Opp. - 10/15/2017 at Baltimore (Joe Flacco - 41; 24 of 41, 180 yards, 0 TD, 2 INT)

30-Plus Passing Completions by Individual

- By BEARS - 12/16/2017 at Detroit (Mitchell Trubisky - 31; 31 of 46, 314 yards 1 TD, 3 INT)
 By Opp. - 10/20/2016 at Green Bay (Aaron Rodgers - 39; 39 of 56, 326 yards, 3 TDs, 0 INT)

25-Plus Passing Completions by Individual

- By BEARS - 12/10/2017 at Cincinnati (Mitchell Trubisky - 25; 25 of 32, 271 yards, 1 TD, 0 INT)
 By Opp. - 12/3/2017 vs. San Francisco (Jimmy Garoppolo - 26; 26 of 37, 293 yards, 0 TD, 1 INT)

4-Or-More Passing Touchdowns by Individual

- By BEARS - 9/14/2014 at San Francisco (Jay Cutler - 4, 23 of 34, 176 yards, 4 TDs, 0 INT)
 By Opp. - 9/28/2017 at Green Bay (Aaron Rodgers - 4; 18 of 26, 179 yards, 4 TDs, 0 INT)

3-Or-More Passing Touchdowns by Individual

- By BEARS - 11/27/2016 vs. Tennessee (Matt Barkley - 3, 28 of 54, 316 yards, 3 TDs, 2 INT)
 By Opp. - 11/26/2017 at Philadelphia (Carson Wentz - 3, 23 of 36, 227 yards, 3 TDs, 0 INT)

10-Or-More Receptions by Individual

- By BEARS - 12/10/2017 at Cincinnati (Kendall Wright, 10 receptions, 107 yards, 0 TD)
 By Opp. - 11/26/2017 at Philadelphia (Zach Ertz, 10 receptions, 103 yards, 1 TD)

200-Plus Receiving Yards by Individual

- By BEARS - 12/1/2013 at Minnesota (Alshon Jeffery, 245 yards, 12 receptions, 2 TD)
 By Opp. - 12/17/2000 at San Francisco (Terrell Owens, 283 yards, 20 receptions, 1 TD)

150-Plus Receiving Yards by Individual

- By BEARS - 11/9/2015 at San Diego (Alshon Jeffery, 151 yards, 10 receptions 0 TD)
 By Opp. - 11/9/2014 at Green Bay (Jordy Nelson, 152 yards, 6 receptions, 2 TD)

100-Plus Receiving Yards by Individual

- By BEARS - 12/10/2017 at Cincinnati (Kendall Wright, 107 yards, 10 receptions, 0 TD)
 By Opp. - 11/26/2017 at Philadelphia (Zach Ertz, 103 yards, 10 receptions, 1 TD)

Two 100-Yard Receivers

- By BEARS - 12/18/2016 vs. Green Bay (Cameron Meredith 104 yards and Deonte Thompson 110 yards)
 By Opp. - 11/23/2014 vs. Tampa Bay (Vincent Jackson 117 yards and Louis Murphy 113 yards)

Three 100-Yard Receivers

- By BEARS - Never
 By Opp. - 12/26/1982 at L.A. Rams (George Farmer 183, Preston Dennard 122 and Wendell Tyler 102)

QBS TO THROW A TD ON FIRST POSTSEASON PASS ATTEMPT

Since 1991

Date	QB, Team	Opponent	Result
1/6/1996	Alex Van Pelt, Buffalo Bills (2 yards).....	vs. Pittsburgh Steelers	L, 40-21
1/16/2000	Kurt Warner, St. Louis Rams (77 yards)	vs. Minnesota Vikings.....	W, 49-37
1/4/2003	Chad Pennington, New York Jets (56 yards)	vs. Indianapolis Colts.....	W, 41-0
1/16/2011	Jay Cutler, Chicago Bears (58 yards)	vs. Seattle Seahawks.....	W, 35-24

Information provided by STATS



Consecutive 100 Yards Receiving by Individual

- By BEARS — 12/18/2016 vs. GB & 12/24/2016 vs. WAS (C. Meredith 104 vs. GB, 135 vs. WAS)
 By Opp. — 12/18/2016 vs. GB, 12/24/2016 vs. WAS & 1/1/17 at MIN (J. Nelson 124 vs. GB; D. Jackson 114 vs. WAS; K. Rudolph 117 at MIN)

Pass Play of 80-Plus Yards

- By BEARS — 11/15/2015 at St. Louis (Jay Cutler to Jeremy Langford, 83 yards, TD)
 By Opp. — 9/10/2017 vs. Atlanta (Matt Ryan to Austin Hooper, 88 yards, TD)

Pass Play of 60-Plus Yards

- By BEARS — 10/22/2017 vs. Carolina (Mitchell Trubisky to Tarik Cohen, 70 yards)
 By Opp. — 12/18/2016 vs. Green Bay (Aaron Rodgers to Jordy Nelson, 60 yards)

Pass Play of 40-Plus Yards

- By BEARS — 11/12/2017 vs. Green Bay (Mitchell Trubisky to Joshua Bellamy, 46 yards, TD)
 By Opp. — 12/16/2017 at Detroit (Matthew Stafford to Marvin Jones, 58 yards)

Offensive Lineman Caught a Pass

- By BEARS — 12/1/2013 at Minnesota (Josh McCown to Kyle Long, -1 yard)
 By Opp. — 11/16/2003 vs. St. Louis (Marc Bulger to Adam Timmerman, -7 yards)

Offensive Lineman Scored a Touchdown

- By BEARS — 12/25/2011 at Green Bay, Edwin Williams (fumble recovery in end zone)
 By Opp. — 11/16/1969 at Atlanta, Mal Snider (48-yard kickoff return)

Quarterback Caught a Pass

- By Bears — 1/1/2017 at Minnesota (Matt Barkley from Cameron Meredith, 2 yards, TD)
 By Opp. — 12/16/2012 vs. Green Bay (Aaron Rodgers from Rodgers, -1 yard)

Running Back Threw a Touchdown Pass

- By Bears — 10/15/2017 at Baltimore (T. Cohen to Z. Miller from, 21 yards)
 By Opp. — Unknown

Wide Receiver Threw a Touchdown Pass

- By Bears — 1/1/2017 at Minnesota (Cameron Meredith to Matt Barkley, 2 yards)
 By Opp. — Unknown

Punter Threw a Touchdown Pass

- By Bears — 10/8/2017 vs. Minnesota (P. O'Donnell to B. Cunningham, 38 yards)
 By Opp. — Unknown

OFFENSIVE LINEMEN SCORES

Since the AFL-NFL merger in 1970, five Bears offensive lineman have scored a touchdown. Edwin Williams was the last Bears offensive lineman to score a touchdown, doing so on December 25, 2011 at Green Bay when he recovered a fumble in the end zone.

TDs BY BEARS OFFENSIVE LINEMEN SINCE 1970

Player	Date	Opp.	TD
Edwin Williams	12/25/11	at GB	Fumble recovery in end zone
John St. Clair	9/16/07	vs. KC	2-yard pass from Rex Grossman
Marcus Spears	10/13/96	at NO	1-yard pass from Dave Krieg
George Seals	10/10/71	vs. NO	Fumble recovery in end zone
Rich Coady	11/29/70	at BAL	1-yard pass from Jack Concannon

**3-Plus Receiving Touchdowns by Team**

- By BEARS – 11/27/2016 vs. Tennessee (3, M. Wilson - 1, D. Thompson - 1, D. Brown - 1)
 By Opp. – 11/26/2017 at Philadelphia (3, Ertz - 1, Jeffery - 1, Agholor - 1)

3-Plus Receiving Touchdowns by Individual

- By BEARS – 9/14/2014 at San Francisco (Brandon Marshall, 3)
 By Opp. – 9/20/2015 vs. Arizona (Larry Fitzgerald, 3)

2-Plus Receiving Touchdowns by Individual

- By BEARS – 11/15/2015 at St. Louis (Zach Miller, 2)
 By Opp. – 9/28/2017 at Green Bay (Jordy Nelson, 2)

DEFENSE**Held Opponent Under 150 Total Net Yards**

- By BEARS – 10/10/2010 at Carolina (147 total; 85 rushing & 62 passing)
 By Opp. – 12/3/2017 vs. San Francisco (147 total; 62 rushing & 85 passing)

Held Opponent Under 100 Total Net Yards

- By BEARS – 11/26/1978 vs. Tampa Bay (92 total; 99 rushing & -7 passing)
 By Opp. – 12/27/1992 at Dallas (92 total; 28 rushing & 64 passing)

Held Opponent Under 50 Net Rushing Yards

- By BEARS – 10/12/2014 at Atlanta (42)
 By Opp. – 12/31/2017 at Minnesota (30)

Held Opponent Under 25 Net Rushing Yards

- By BEARS – 9/12/2010 vs. Detroit (20)
 By Opp. – 11/26/2017 at Philadelphia (6)

Held Opponent Under 100 Net Passing Yards

- By BEARS – 12/4/2016 vs. San Francisco (6)
 By Opp. – 12/3/2017 vs. San Francisco (85)

Held Opponent Under 50 Net Passing Yards

- By BEARS – 12/4/2016 vs. San Francisco (6)
 By Opp. – 9/27/2015 at Seattle (48)

Held Opponent Under 100 Gross Passing Yards

- By BEARS – 12/4/2016 vs. San Francisco (39)
 By Opp. – 9/27/2015 at Seattle (63)

Held Opponent Under 50 Gross Passing Yards

- By BEARS – 12/4/2016 vs. San Francisco (39)
 By Opp. – 12/3/2006 vs. Minnesota (34)

8-Plus Takeaways by Team

- By BEARS – 9/2/1984 vs. Tampa Bay (8; 6 INTs, 2 FRs; CHI 34-14)
 By Opp. – 10/11/1998 at Arizona (8; 4 INTs, 4 FRs; ARZ 20-7)

7-Plus Takeaways by Team

- By BEARS – 9/17/1995 at Tampa Bay (7; 4 INTs, 3 FRs; CHI 25-6)
 By Opp. – 10/11/1998 at Arizona (8; 4 INTs, 4 FRs; ARZ 20-7)

6-Plus Takeaways by Team

- By BEARS – 11/13/2011 vs. Detroit (6; 4 INTs, 2 FRs; CHI 37-13)
 By Opp. – 10/24/2010 vs. Washington (6; 4 INTs, 2 FRs; WAS 17-14)



5-Plus Interceptions by Team

- By BEARS – 10/01/2012 at Dallas (5; CHI 34-18)
By Opp. – 12/24/2016 vs. Washington (5; WAS 41-21)

4-Plus Interceptions by Team

- By BEARS – 10/01/2012 at Dallas (5; CHI 34-18)
By Opp. – 12/24/2016 vs. Washington (5; WAS 41-21)

2-Plus Interceptions by Individual

- By BEARS – 9/14/2014 at San Francisco (Kyle Fuller, 2)
By Opp. – 12/16/2017 at Detroit (Darius Slay, 2)

2-Plus Opponent Fumble Recoveries by Individual

- By BEARS – 12/27/2015 at Tampa Bay (John Timu, 2)
By Opp. – Unknown

Intercepted Pass Returned for a Touchdown

- By BEARS – 10/22/2017 vs. Carolina (Eddie Jackson, 76 yards)
By Opp. – 9/17/2017 at Tampa Bay (Robert McClain, 47 yards)

Opponent Fumble Returned for a Touchdown

- By BEARS – 10/22/2017 vs. Carolina (Eddie Jackson, 75 yards)
By Opp. – 11/19/2017 vs. Detroit (D.J. Hayden, 27 yards)

Defensive Lineman Scored a Touchdown

- By BEARS – 11/17/2013 vs. Baltimore (David Bass, 24-yard interception return)
By Opp. – 11/1/2017 at Minnesota (Everson Griffen, 20-yard fumble return)

Linebacker Scored a Touchdown

- By BEARS – 10/20/2016 at Green Bay (Leonard Floyd, fumble recovered in end zone)
By Opp. – 10/11/2015 at Kansas City (Ramik Wilson, fumble recovered in end zone)

Defensive Back Scored a Touchdown

- By BEARS – 10/22/2017 vs. Carolina (Eddie Jackson, 76-yard INT return)
By Opp. – 11/19/2017 vs. Detroit (D.J. Hayden, 27-yard fumble return)

Safety

- By Bears – 10/9/2017 vs. Minnesota (Leonard Floyd sacks Sam Bradford in end zone)
By Opp. – 12/31/2017 at Minnesota (Penalty on M.Trubisky enforced in end zone)

8-Plus Sacks by Team

- By BEARS – 11/20/2005 vs. Carolina (8; CHI 13-3)
By Opp. – 10/3/2010 at N.Y. Giants (10; NYG 17-3)

7-Plus Sacks by Team

- By BEARS – 11/20/2005 vs. Carolina (8; CHI 13-3)
By Opp. – 12/15/2014 vs. New Orleans (7; NO 31-15)

3-Plus Sacks by Individual

- By BEARS – 10/9/2016 at Indianapolis (Willie Young, 3)
By Opp. – 11/12/2017 vs. Green Bay (Nick Perry, 3)

2-Plus Sacks by Individual

- By BEARS – 12/16/2017 at Detroit (Lamarr Houston, 2.0)
By Opp. – 9/10/2017 vs. Atlanta (Brooks Reed, 2.0)

**SPECIAL TEAMS****Blocked Extra Point**

- By BEARS – 12/6/2015 vs. San Francisco (Eddie Goldman, Phil Dawson was the kicker)
 By Opp. – 12/24/2017 vs. Cleveland (Carl Nassib, Mike Nugent was the kicker)

Blocked Field Goal

- By BEARS – 9/24/2017 vs. Pittsburgh (Sherrick McManis blocks Chris Boswell's 35-yard attempt)
 By Opp. – 12/24/2012 vs. Washington (Preston Smith blocks Connor Barth's 22-yard attempt)

Blocked Field Goal for TD

- By BEARS – 10/1/1978 vs. Oakland (Mike Spivey 71-yard return; blocked by Virgil Livers)
 By Opp. – 12/23/2012 at Arizona (Justin Bethel 82-yard return; blocked by Adrian Wilson)

Blocked Punt

- By BEARS – 11/4/2012 at Tennessee (Sherrick McManis blocked Brett Kern's punt)
 By Opp. – 12/27/2015 at Tampa Bay (Jeremiah George blocked Pat O'Donnell's punt)

Blocked Punt for TD

- By BEARS – 11/4/2012 at Tennessee (Corey Wootton 5-yard return; blocked by Sherrick McManis)
 By Opp. – 9/14/1987 vs. N.Y. Giants (Tom Flynn recovered in end zone; blocked by Eric Howard)

Fake Field Goal for TD

- By BEARS – 12/1/2002 at Green Bay (Brad Maynard 12-yard pass to Dustin Lyman)
 By Opp. – 9/13/2012 at Green Bay (Tim Masthay 27-yard pass to Tom Crabtree)

Fake Punt for TD

- By BEARS – 10/9/2017 vs. Minnesota (P. O'Donnell 38-yard pass to B. Cunningham)
 By Opp. – Unknown

Missed Extra Point (kick not blocked)

- By BEARS – 12/10/2020 at Cincinnati (Mike Nugent, hit upright)
 By Opp. – 9/17/2017 at Tampa Bay (Nick Folk, wide left)

Missed Field Goal Returned

- By BEARS – 11/12/2006 at N.Y. Giants (Devin Hester, 108-yard TD)
 By Opp. – 11/8/2009 vs. Arizona (Antrel Rolle, 59 yards)

Muff Recovered for TD

- By BEARS – 10/19/2008 vs. Minnesota (Zackary Bowman, muffed punt recovered in end zone)
 By Opp. – Never

Punt Returned for TD

- By BEARS – 12/31/2017 at Minnesota (Callahan, 59 yards)
 By Opp. – 10/15/2017 at Baltimore (Campanaro, 77 yards)

100 or More Punt Return Yards by Individual

- By BEARS – 11/13/2011 vs. Detroit (Devin Hester, 122 yards, TD on 3 returns)
 By Opp. – 10/15/2017 at Baltimore (Campanaro, 132 yards, TD on 2 returns)

Kickoff Returned for TD

- By BEARS – 11/9/2014 at Green Bay (Chris Williams, 101 yards)
 By Opp. – 10/15/2017 at Baltimore (B. Rainey, 96 yards)

150 or More Kickoff Return Yards by Individual

- By BEARS – 12/20/2015 at Minnesota (Deonte Thompson, 153 yards on 5 returns)
 By Opp. – 10/15/2017 at Baltimore (B. Rainey, 191 yards on 5 returns)

Recovered Own Inside Kick

- By BEARS — 11/27/2016 vs. Tennessee (Adrian Amos recovered Connor Barth kick)
 By Opp. — 12/4/2013 at Green Bay (Jamari Lattimore recovered Mason Crosby kick)

5 Field Goals Made

- By BEARS — 10/20/1968 at Philadelphia (Mac Percival, 5 for 5)
 By Opp. — 12/3/2017 vs. San Francisco (Robbie Gould, 5 for 5)

4 Field Goals Made

- By BEARS — 12/27/2015 at Tampa Bay (Robbie Gould, 4 of 4)
 By Opp. — 9/27/2015 at Seattle (Steven Hauschka, 4 for 4)

3 Field Goals Made

- By BEARS — 11/12/2017 vs. Green Bay (Connor Barth, 3 for 3)
 By Opp. — 10/15/2017 at Baltimore (J. Tucker 3 for 3)

FG Made of 50-or-More Yards

- By BEARS — 12/31/2017 at Minnesota (Mike Nugent, 55 yards)
 By Opp. — 11/19/2017 vs. Detroit (Matt Prater, 52 yards)

COLD-WEATHER GAMES

Chicago has a reputation for its brisk lakefront weather and both Wrigley Field and Soldier Field have hosted at least a few knee-knocking games. However, none of the coldest NFL games on record were in Chicago. The five coldest:

- * -13 degrees (-48 wind chill): 12-31-67, Lambeau Field, Green Bay; NFL Championship Game (Packers 21, Cowboys 17).
- * -9 degrees (-59 wind chill): 1-10-82, Riverfront Stadium, Cincinnati; AFC Championship Game (Bengals 27, Chargers 7).
- * -6 degrees (-25 wind chill): 1-10-16, TCF Bank Stadium; NFC Divisional Playoff (Seahawks 10, Vikings 9).
- * -1 degree (-23 wind chill): 1-20-08, Lambeau Field; NFC Championship Game (NY Giants 23, Packers 20, ot).
- * 0 degrees (-32 wind chill): 1-15-94, Rich Stadium, Orchard Park, NY; AFC Divisional Playoff (Bills 29, LA Raiders 23).

WINDY CITY WEATHER

Chicago has hosted several "Bear Weather" games throughout franchise history. Fifteen of the 20 coldest games in Bears history have taken place in Chicago. The following are the 20 coldest games in team history:

Wind					Wind					Wind				
Date	Opp.	Temp	Wind	Chill	Date	Opp.	Temp	Wind	Chill	Date	Opp.	Temp	Wind	Chill
12/3/72	at MIN	-2	11	-19	12/10/95	at CIN	10	16	-7	12/23/90	vs. TB	11	8	-1
12/18/83	vs. GB	3	14	-15	12/18/16	vs. GB	11	12	-4	1/5/86	vs. NYG	14	13	0
12/22/08	vs. GB	2	9	-13	12/19/04	vs. HOU	12	21	-7	12/18/05	vs. ATL	12	8	0
1/10/88	vs. WAS	4	12	-12	12/17/89	vs. GB	10	12	-5	12/15/63	vs. DET	15	13	1
12/5/70	at MIN	9	25	-12	12/29/63	vs. NYG	11	11	-3	12/20/81	vs. DEN	14	10	1
12/9/13	vs. DAL	8	14	-9	12/11/77	vs. GB	10	9	-3	12/26/93	vs. DET	13	8	2
11/28/76	at GB	6	11	-9	1/8/89	vs. SF	17	29	-3	12/11/94	at GB	15	11	2
					12/23/07	vs. GB	16	22	-2					
											Italics indicates playoff game			

Italics indicates playoff game

Here are the temperatures for a few, famed inclement weather games in the Windy City:

- * 54 degrees (Rain, fog, S wind 15 mph): Sayers 6 TD game, 12-12-65, Wrigley Field (Bears 61, 49ers 20)
- * 39 degrees (W wind 23 mph): NFC Championship Game, 1-12-86, Soldier Field (Bears 24, LA Rams 0)
- * 29 degrees (SW wind 5 mph): "Fog Bowl" Playoff Game, 12-31-88, Soldier Field (Bears 20, Eagles 12)
- * 20 degrees, (NW wind 23 mph): Regular Season Finale, (Bears must win by 30+ points for playoff berth), 12-16-79, Soldier Field (Bears 42, St. Louis Cardinals 6)
- * 14 degrees (W wind 13 mph): Divisional Playoff Game, 1-5-86, Soldier Field (Bears 21, Giants 0)
- * 11 degrees (W wind 11 mph): NFL Championship Game, 12-29-63, Wrigley Field (Bears 14, Giants 10)



SCORING

Points

- *144 Kevin Butler, 1985 (51 XPs, 31 FGs)
- 132 Gale Sayers, 1965 (22 TDs)
- 84 Paul Edinger, 2000 (21 XPs, 21 FGs)

Touchdowns

- *22 Gale Sayers, 1965
- 12 Matt Forté, 2008
- Mike Ditka, 1961
- Harlon Hill, 1954

Field Goals

- 31 Kevin Butler, 1985
- 21 Robbie Gould, 2005
- Paul Edinger, 2000

RUSHING

Attempts

- 316 Matt Forté, 2008
- 296 Rashaan Salaam, 1995
- 278 Anthony Thomas, 2001

Yards

- 1,313 Jordan Howard, 2016
- 1,238 Matt Forté, 2008
- 1,183 Anthony Thomas, 2001
- 1,074 Rashaan Salaam, 1995

Touchdowns

- 14 Gale Sayers, 1965
- 10 Rashaan Salaam, 1995
- 8 Matt Forté, 2008
- Hugh Gallarneau, 1941
- Beattie Feathers, 1934



Matt Forte



Jim McMahon

PASSING

Attempts

- 368 Kyle Orton, 2005
- 330 Mitchell Trubisky, 2017
- 235 Cade McNown, 1999

Completions

- 196 Mitchell Trubisky, 2017
- 190 Kyle Orton, 2005
- 127 Cade McNown, 1999

Yards

- 2,193 Mitchell Trubisky, 2017
- 1,869 Kyle Orton, 2005
- 1,501 Jim McMahon, 1982

Touchdowns

- 9 Kyle Orton, 2005
- Jim McMahon, 1982
- 8 Cade McNown, 1999
- Zeke Bratkowski, 1954

Interceptions

- 17 Zeke Bratkowski, 1954
- 13 Kyle Orton, 2005
- 11 Bob Avellini, 1975

* NFL Record

† Tied NFL Record

RECEIVING

Receptions

- 63 Matt Forté, 2008
- 56 Mike Ditka, 1961
- 53 Tarik Cohen, 2017

Yards

- 1,124 Harlon Hill, 1954
- 1,076 Mike Ditka, 1961
- 836 Willie Gault, 1983

Touchdowns

- 12 Mike Ditka, 1961
- Harlon Hill, 1954
- 8 Willie Gault, 1983

SACKS

- 12.0 Mark Anderson, DE, 2006
- 9.0 Wally Chambers, DT, 1973#
- 8.0 Brian Urlacher, LB, 2000

All sack statistics prior to 1982 are unofficial.

INTERCEPTIONS

- 10 Mark Carrier, 1990
- 8 Johnny Lujack, 1948
- 7 Charlie Sumner, 1955

PUNTS

Punts

- 83 Dave Finzer, 1984
- 71 Pat O'Donnell, 2014



Brian Baschnagel



Mike Ditka

Average

- 44.8 George Gulyanics, 1947
- 44.0 Pat O'Donnell, 2016

PUNT RETURNS

Returns

- *57 Lew Barnes, 1986
- 47 Devin Hester, 2006
- 43 Jeff Fisher, 1981

Yards

- 600 Devin Hester, 2006
- 509 Jeff Fisher, 1981
- 482 Lew Barnes, 1986

Touchdowns

- 3 Devin Hester, 2006
- 1 Five; Last: Tarik Cohen, 2017

KICKOFF RETURNS

Returns

- 32 Johnny Knox, 2009
- 29 Brian Baschnagel, 1976
- 27 Ike Hill, 1973

Yards

- 927 Johnny Knox, 2009
- 754 Brian Baschnagel, 1976
- 660 Gale Sayers, 1965

Touchdowns

- 2 Devin Hester, 2006
- 1 Four; Last: Johnny Knox, 2009



SERVICE

PLAYER

Pro Bowls (Years are when Pro Bowl was played)

- 10 Mike Singletary, 1984-93
- 9 Walter Payton, 1976; 78-81; 84-87
- 8 Brian Urlacher, 2001-04; 06-07; 11-12
- Dick Butkus, 1966-73
- Doug Atkins, 1958-64; 66
- Bill George, 1955-62

Seasons

- 16 Patrick Mannelly, 1998-2013
- 14 Doug Buffone, 1966-79
- Bill George, 1952-65
- 13 Brian Urlacher, 2000-12
- Olin Kreutz, 1998-2010
- Keith Van Horne, 1981-93
- Steve McMichael, 1981-93
- Walter Payton, 1975-87
- Jim Osborne, 1972-84
- Clyde (Bulldog) Turner, 1940-52
- George Trafton, 1920-32

Games

- 245 Patrick Mannelly, 1998-2013
- 191 Olin Kreutz, 1998-2010
- Steve McMichael, 1981-93

Starts

- 184 Walter Payton, 1975-87
- 183 Olin Kreutz, 1998-2010
- 180 Brian Urlacher, 2000-12

Consecutive games

- 191 Steve McMichael, 1981-93
- 186 Walter Payton, 1975-87
- 179 Mike Hartenstine, 1975-86

COACH

Seasons

- *40 George Halas, 1920-29, 1933-42, 1946-55, 1958-67
- 11 Mike Ditka, 1982-92
- 9 Lovie Smith, 2004-12

Consecutive seasons

- 11 Mike Ditka, 1982-92
- 10 George Halas, 1958-67
- George Halas, 1946-55
- George Halas, 1933-42
- George Halas, 1920-29
- 9 Lovie Smith, 2004-12

SCORING

POINTS

Lifetime

- 1,207 Robbie Gould, 2005-15 (379 XP, 276 FG)
- 1,116 Kevin Butler, 1985-95 (387 XP, 243 FG)
- 750 Walter Payton, 1975-87 (125 TD)

Season

- 144 Kevin Butler, 1985 (51 XP, 31 FG)
- 143 Robbie Gould, 2006 (47 XP, 32 FG)
- 132 Gale Sayers, 1965 (22 TD)

Game

- 36 Gale Sayers, vs. SF, 12/12/65 (6 TD)
- 24 Last: Bobby Douglass, at GB, 11/4/73 (4 TD)

Consecutive games

- 150 Robbie Gould, 10/9/05-11/27/14
- 83 George Blanda, 10/28/51-11/9/58
- 66 Kevin Butler, 9/9/90-9/12/94



Patrick Mannelly

TOUCHDOWNS

(Rushes, receptions, & returns)

Lifetime

- 125 Walter Payton, 1975-87 (110-15-0)
- 71 Neal Anderson, 1986-93 (51-20-0)
- 59 Rick Casares, 1955-64 (49-10-0)

Season

- 22 Gale Sayers, 1965 (14-6-2)
- 16 Walter Payton, 1977; 1979 (14-2-0)
- 15 Neal Anderson, 1989 (11-4-0)

Game

- †6 Gale Sayers, vs. SF, 12/12/65 (4-1-1)
- 4 Last: Bobby Douglass, at GB, 11/4/73 (4-0-0)

Consecutive games

- 8 Rick Casares, 11/1/59-9/25/60
7 Last: Curtis Conway, 9/24-11/12/95

EXTRA POINTS MADE**Lifetime**

- 387 Kevin Butler, 1985-95
379 Robbie Gould, 2005-15
247 George Blanda, 1949-58

Season

- 52 Roger Leclerc, 1965
51 Kevin Butler, 1985
47 Robbie Gould, 2006

Game

- 8 Bob Snyder, at NYG, 11/14/43
7 Last: Bob Thomas, vs. GB, 12/7/80

EXTRA POINT ATTEMPTS**Lifetime**

- 397 Kevin Butler, 1985-95
383 Robbie Gould, 2005-15
268 Bob Thomas, 1975-84

Season

- 52 Roger Leclerc, 1965
Ray (Scooter) McLean, 1947
51 Kevin Butler, 1985
47 Robbie Gould, 2006
George Blanda, 1956

Game

- 9 Bob Thomas, vs. GB, 12/7/80
8 Roger Leclerc, at BAL, 11/25/62
George Blanda, vs. BAL, 10/21/56
Bob Snyder, at NYG, 11/14/43

CONSECUTIVE EXTRA POINTS**Lifetime**

- 275 Robbie Gould, 12/18/05 - 9/22/13
156 George Blanda, 10/28/51 - 10/21/56
143 Mac Percival, 11/19/67 - 11/4/73

Season

- 52 Roger Leclerc, 1965
51 Kevin Butler, 1985
47 Robbie Gould, 2006

Game

- 8 Bob Snyder, at NYG, 11/14/43
7 Last: Bob Jencks, at LA Rams, 10/13/63

FIELD GOALS MADE**Lifetime**

- 276 Robbie Gould, 2005-15
243 Kevin Butler, 1985-95
128 Bob Thomas, 1975-84

Season

- 33 Robbie Gould, 2015
32 Robbie Gould, 2006
31 Robbie Gould, 2007
Kevin Butler, 1985

Game

- 5 Mac Percival, at PHI, 10/20/68
Roger Leclerc, vs. DET, 12/3/61
4 Last: Robbie Gould, at TB, 12/27/15

Long

- 58 Robbie Gould, vs. CIN, 9/8/13
57 Robbie Gould, at DEN, 12/11/11
55 Mike Nugent, at MIN, 12/31/17
Robbie Gould, vs. MIN, 11/1/15
Kevin Butler, at TB, 12/12/93
Kevin Butler, vs. MIN, 10/25/93
Bob Thomas, at LA Rams, 11/23/75

50+ Yards (lifetime)

- 23 Robbie Gould, 2005-15
16 Kevin Butler, 1985-95
13 Paul Edinger, 2000-04

50+ Yards (season)

- 7 Robbie Gould, 2015
6 Robbie Gould, 2011
5 Paul Edinger, 2002
Kevin Butler, 1993

FIELD GOAL ATTEMPTS**Lifetime**

- 332 Kevin Butler, 1985-95
323 Robbie Gould, 2005-15
205 Bob Thomas, 1975-84

Season

- 41 Kevin Butler, 1986
39 Robbie Gould, 2015
38 Kevin Butler, 1985

Game

- 7 Roger Leclerc, vs. GB, 11/17/63
6 Last: Kevin Butler, at GB, 11/8/87
5 Last: Olindo Mare, vs. DET, 12/30/12

* NFL Record

† Tied NFL Record

**CONSECUTIVE FIELD GOALS****Lifetime**

- 26 Robbie Gould, 12/25/05 - 11/19/06
- 24 Kevin Butler, 10/16/88 - 12/3/89
- 21 Jeff Jaeger, 11/3/96 - 11/16/97

Game (no misses)

- 5 Mac Percival, at PHI, 10/20/68
Roger Leclerc, vs. DET, 12/3/61
- 4 Last: Robbie Gould, at TB, 12/27/15

Games

- 22 Robbie Gould, 10/23/05 - 11/26/06
- 16 Robbie Gould, 11/11/07 - 11/6/08
Robbie Gould, 12/20/10 - 12/11/11
- 13 Kevin Butler, 9/9 - 12/9/90
Kevin Butler, 11/10/85 - 10/12/86

FIELD GOAL PCT.**Lifetime (25+ attempts)**

- 85.4 Robbie Gould, 2005-15 (276-of-323)
- 75.9 Jeff Jaeger, 1996-99 (63-of-83)
- 75.3 Paul Edinger, 2000-04 (110-of-146)

Season (10+)

- 89.7 Robbie Gould, 2013 (26-of-29)
Robbie Gould, 2008 (26-of-29)
- 88.9 Robbie Gould, 2006 (32-of-36)

MISSED FIELD GOAL RETURNS**Touchdowns**

- 1 Nathan Vasher, vs. SF, 11/13/05 (108 yards)
Devin Hester, at NYG, 11/12/06 (108 yards)

TWO-POINT CONVERSIONS (Since 1994)**Lifetime**

- 6 Matt Forté, 2008-15
- 2 Martellus Bennett, 2013-15
Brandon Marshall, 2012-14
Earl Bennett, 2008-13
- 1 21 times, Last: M. Trubisky, vs. MIN 10/9/17

Season

- 2 Matt Forté, 2014
Martellus Bennett, 2014
Brandon Marshall, 2013
- 1 27 times, Last: M. Trubisky, vs. MIN 10/9/17

Game

- 1 33 times, Last: M. Trubisky, vs. MIN 10/9/17

SAFETIES**Lifetime**

- 3 Steve McMichael, 1981-93

NET YARDS

(Rushes, receptions, & returns)

ATTEMPTS**Lifetime**

- 4,368 Walter Payton, 1975-87
- 2,522 Matt Forté, 2008-15
- 1,619 Neal Anderson, 1986-93

Season

- 427 Walter Payton, 1984
- 402 Walter Payton, 1979
- 383 Walter Payton, 1978

Game

- 41 Walter Payton, vs. MIN, 11/20/77;
at BUF, 10/7/79
- 40 James Allen, vs. NE, 12/10/00
Walter Payton, at DAL, 11/26/81
- 39 Walter Payton, vs. SD, 10/25/81

YARDS**Lifetime**

- 21,803 Walter Payton, 1975-87
- 12,718 Matt Forté, 2008-15
- 10,196 Devin Hester, 2006-13

Season

- 2,440 Gale Sayers, 1966
- 2,272 Gale Sayers, 1965
- 2,216 Walter Payton, 1977

Game

- 339 Gale Sayers, vs. MIN, 12/18/66
- 336 Gale Sayers, vs. SF, 12/12/65
- 317 Devin Hester, at DET, 9/30/07

RUSHING**ATTEMPTS****Lifetime**

- 3,838 Walter Payton, 1975-87
- 2,035 Matt Forté, 2008-15
- 1,515 Neal Anderson, 1986-93

Season

- 381 Walter Payton, 1984
- 369 Walter Payton, 1979
- 339 Walter Payton, 1977; 1981

Game

- 40 Walter Payton, vs. MIN, 11/20/77
- 39 Walter Payton, at BUF, 10/7/79
- 38 Walter Payton, at DAL, 11/26/81



YARDS GAINED

Lifetime

- 16,726 Walter Payton, 1975-87
- 8,602 Matt Forté, 2008-15
- 6,166 Neal Anderson, 1986-93

Season

- 1,852 Walter Payton, 1977
- 1,684 Walter Payton, 1984
- 1,610 Walter Payton, 1979

Game

- 275 Walter Payton, vs. MIN, 11/20/77
- 205 Matt Forté, vs. CAR, 10/2/11
- Walter Payton, at GB, 10/30/77
- Gale Sayers, at GB, 11/3/68

Long

- 86 Bill Osmanski, (TD) 10/15/39
- 85 Pete Stinchcomb, (TD) 11/20/21
- 82 Beattie Feathers, (TD) 10/10/34

1,000 YARDS

Seasons

- 10 Walter Payton, 1976-81, 1983-86
- 5 Matt Forté, 2008, 2010, 2012-14
- 3 Neal Anderson, 1988-90
- 2 **Jordan Howard, 2016-17**
- Thomas Jones, 2005-06
- Anthony Thomas, 2001, 2003
- Gale Sayers, 1966, 1969

Consecutive seasons

- 6 Walter Payton, 1976-81
- 4 Walter Payton, 1983-86
- 3 Neal Anderson, 1988-90
- Matt Forté, 2012-14

200-YARD GAMES

Lifetime

- 2 Walter Payton, 1975-87
- 1 Matt Forté, 2008-15
- Gale Sayers, 1965-71

Season

- 2 Walter Payton, 1977
- 1 Matt Forté, 2011
- Gale Sayers, 1968

100-YARD GAMES

Lifetime

- 77 Walter Payton, 1975-87
- 24 Matt Forté, 2008-15
- 20 Gale Sayers, 1965-71

Season

- 10 Walter Payton, 1977, 1985
- 9 Walter Payton, 1979, 1984
- 8 Walter Payton, 1980

Consecutive games

- 10 Walter Payton, 10/13-12/8/85
- 6 Walter Payton, 9/9-10/14/84
- 5 Walter Payton, 11/13-12/11/77

AVERAGE GAIN

Lifetime (250+ attempts)

- 6.6 Bobby Douglass, 1969-75
- 5.8 Beattie Feathers, 1934-37
- 5.2 Jordan Howard, 2016-17

Season (100+)

- *8.4 Beattie Feathers, 1934
- 6.9 Bobby Douglass, 1972
- 6.2 Gale Sayers, 1968

Game (10+)

- 11.8 Joe Maniaci, at PIT, 10/2/39
- 11.6 Gale Sayers, vs. MIN, 12/18/66
- 11.2 Rick Casares, vs. DET, 12/16/56

TOUCHDOWNS

Lifetime

- 110 Walter Payton, 1975-87
- 51 Neal Anderson, 1986-93
- 49 Rick Casares, 1955-64

Season

- 14 Walter Payton, 1977; 1979
- Gale Sayers, 1965
- 13 Walter Payton, 1976
- 12 Neal Anderson, 1988
- Rick Casares, 1956

Game

- 4 Bobby Douglass, at GB, 11/4/73
- Gale Sayers, vs. SF, 12/12/65
- Rick Casares, vs. PIT, 12/6/59 at SF, 10/28/56
- 3 Last: Jordan Howard vs. SF, 12/4/16

Consecutive games

- 7 Walter Payton, 10/3-11/14/76
- Gale Sayers, 10/26-12/6/69
- 6 Gale Sayers, 11/14-12/19/65
- Rick Casares, 11/1-12/6/59
- Johnny Lujack, 10/1-11/12/50
- Beattie Feathers, 9/30-10/28/34
- 5 Last: Neal Anderson, 10/7-11/11/90

* NFL Record

† Tied NFL Record



PASSING

QB RATING

Lifetime (400+ attempts)

- 85.2 Jay Cutler, 2009-16
- 80.7 Erik Kramer, 1994-98
- 80.4 Jim McMahon, 1982-88

Season (100+ attempts)

- 109.0 Josh McCown, 2013
- 107.8 Sid Luckman, 1943
- 98.0 Brian Hoyer, 2016

ATTEMPTS

Lifetime

- 3,271 Jay Cutler, 2009-16
- 1,759 Jim Harbaugh, 1987-93
- 1,744 Sid Luckman, 1939-50

Season

- 561 Jay Cutler, 2014
- 555 Jay Cutler, 2009
- 522 Erik Kramer, 1995

Game

- 60 Erik Kramer, vs. NYJ, 11/16/97
- 57 Bill Wade, at WAS, 10/25/64
- 54 Matt Barkley, vs. TEN, 11/27/16



Jay Cutler

COMPLETIONS

Lifetime

- 2,020 Jay Cutler, 2009-16
- 1,023 Jim Harbaugh, 1987-93
- 913 Erik Kramer, 1994-98

Season

- 370 Jay Cutler, 2014
- 336 Jay Cutler, 2009
- 315 Erik Kramer, 1995

Game

- 36 Josh McCown, at STL, 11/24/13
- 34 Jay Cutler, vs. BUF, 9/7/14
- Brian Griese, at DET, 9/30/07
- Jim Miller, vs. MIN, 11/14/99
- 33 Bill Wade, at WAS, 10/25/64
- Brian Hoyer, at IND, 10/9/16

Consecutive

- 15 Shane Matthews, vs. NE, 12/10/00
- 14 Steve Walsh, at MIN, 12/1/94
- 13 Jim Harbaugh, at GB, 10/23/92
- Rudy Bukich, 11/22-11/26/64

Long

- 98 Bill Wade, at DET, 10/8/61 (TD to Farrington)
- 93 Jack Concannon, vs. StL Cards, 11/19/67
- (TD to Gordon)
- 91 Ed Brown, vs. SF, 10/16/60 (TD to Dewveall)

COMPLETION PERCENTAGE

Lifetime (300+ completions)

- 61.8 Jay Cutler, 2009-16 (2,020 of 3,271)
- 61.1 Shane Matthews, 1996, 99-01 (366 of 599)
- 58.6 Erik Kramer, 1994-98 (913 of 1,557)

Season (75+ completions)

- 67.0 Brian Hoyer, 2016 (134 of 200)
- 66.5 Josh McCown, 2013 (149 of 224)
- 66.0 Jay Cutler, 2014 (370 of 561)

Game (10+ completions)

- 86.7 Bob Williams, vs. DAL, 10/12/52 (13 of 15)
- 83.3 Bill Wade, vs. BAL, 11/8/64 (10 of 12)
- Ed Brown, at DET, 11/20/55 (15 of 18)
- Gene Ronzani, vs. DET, 10/22/44 (10 of 12)

YARDS

Lifetime

- 23,443 Jay Cutler, 2009-16
- 14,686 Sid Luckman, 1939-50
- 11,567 Jim Harbaugh, 1987-93

Season

- 3,838 Erik Kramer, 1995
- 3,812 Jay Cutler, 2014
- 3,666 Jay Cutler, 2009

Game

- 468 Johnny Lujack, vs. Chi. Cards, 12/11/49
- 466 Bill Wade, at DAL, 11/18/62
- 433 Sid Luckman, at NYG, 11/14/43

* NFL Record

† Tied NFL Record



300-YARD GAMES

Lifetime

- 16 Jay Cutler, 2009-16
- 9 Bill Wade, 1961-66
- 7 Erik Kramer, 1994-98

Season

- 4 Brian Hoyer, 2016
- Jay Cutler, 2014
- Bill Wade, 1962
- 3 Jay Cutler, 2015
- Josh McCown, 2013
- Jay Cutler, 2009
- Erik Kramer, 1995
- Bill Wade, 1961

Consecutive games

- 4 Brian Hoyer, 9/25-10/16/16
- 3 Josh McCown, 11/24-12/9/13
- 2 Last: Jay Cutler, 9/29-10/6/13

TOUCHDOWN PASSES

Lifetime

- 154 Jay Cutler, 2009-16
- 137 Sid Luckman, 1939-50
- 68 Bill Wade, 1961-66

Season

- 29 Erik Kramer, 1995
- 28 Jay Cutler, 2014
- Sid Luckman, 1943
- 27 Jay Cutler, 2009

Game

- † Sid Luckman, at NYG, 11/14/43
- 6 Johnny Lujack, vs. Chi. Cards, 12/11/49
- 5 Ray Buivid, vs. Chi. Cards, 12/5/37

Consecutive games

- 19 Sid Luckman, 11/22/42-11/26/44
- 18 Jay Cutler, 11/10/2013-12/15/14
- 14 Sid Luckman, 10/12/47-10/17/48

PASSES INTERCEPTED

Lifetime

- 132 Sid Luckman, 1939-50
- 109 Jay Cutler, 2009-16
- 88 Ed Brown, 1954-61

Season

- 31 Sid Luckman, 1947
- 26 Jay Cutler, 2009
- 24 Bill Wade, 1962
- George Blanda, 1953

Game

- 7 Edmund (Zeke) Bratkowski, at BAL, 10/2/60
- 5 Last: Matt Barkley, vs. WAS, 12/24/16

PASSES NOT INTERCEPTED

Consecutive

- 205 Kyle Orton, 9/28-11/30/08
- 200 Brian Hoyer, 9/19-10/20/16
- 174 Erik Kramer, 11/19-12/24/95

Game

- 50 Erik Kramer, at MIA, 10/27/97
- 49 Brian Hoyer, at DAL, 9/25/16 & vs. JAX, 10/16/16
- 47 Jim Miller, vs. GB, 11/11/01

LOWEST INTERCEPTION PCT.

Lifetime (400+ attempts)

- 2.69 Jim Miller, 1998-2002 (26 int, 965 att)
- 2.89 Erik Kramer, 1994-98 (45 int, 1,557 att)
- 2.95 Kyle Orton, 2005-08 (27 int, 913 att)

Season (100+ attempts)

- 0.00 Brian Hoyer, 2016 (0 int, 200 att)
- 0.40 Josh McCown, 2013 (1 int, 224 att)
- 1.40 Jim McMahon, 1984 (2 int, 143 att)

AVERAGE GAIN PER ATTEMPT

Lifetime (400+ passes)

- 8.42 Sid Luckman, 1939-50
- 8.23 Bernie Masterson, 1934-40
- 7.79 Johnny Lujack, 1948-51

Season (100+)

- 10.860 Sid Luckman, 1943
- 9.924 Sid Luckman, 1941
- 9.923 Ed Brown, 1956

Game (10+)

- 17.1 Charlie O'Rourke, at DET, 11/22/42
- 16.9 Sid Luckman, at Cle. Rams, 10/5/41
- 16.7 Gene Ronzani, vs. DET, 10/22/44

RECEIVING

RECEPTIONS

Lifetime

- 492 Walter Payton, 1975-87
- 356 Johnny Morris, 1958-67
- 329 Marty Booker, 1999-2003; 2008
- Curtis Conway, 1993-99

Season

- 118 Brandon Marshall, 2012
- 100 Brandon Marshall, 2013
- Marty Booker, 2001
- 97 Marty Booker, 2002

Game

- 14 Jim Keane, at NYG, 10/23/49
- 13 Bobby Engram, at STL, 12/26/99
- Mike Ditka, at WAS, 10/25/64
- 12 Last: Martellus Bennett, vs. DAL, 12/4/14

**Consecutive Games**

- 60 Marty Booker, 9/24/00-12/28/03; 9/7-9/21/08
- 57 Bobby Engram, 10/6/96-9/17/00
- 55 Alshon Jeffery, 12/23/12-1/1/17

YARDS**Lifetime**

- 5,059 Johnny Morris, 1958-67
- 4,616 Harlon Hill, 1954-61
- 4,549 Alshon Jeffery, 2012-16

Season

- 1,508 Brandon Marshall, 2012
- 1,421 Alshon Jeffery, 2013
- 1,400 Marcus Robinson, 1999

Game

- 249 Alshon Jeffery, at MIN, 12/1/13
- 218 Alshon Jeffery, vs. NO, 10/6/13
- 214 Harlon Hill, at SF, 10/31/54

Long

- 98 John Farrington (TD), 10/8/61
- 93 Dick Gordon (TD), 11/19/67
- 91 Willard Dewveall (TD), 10/16/60

1,000 YARDS**Seasons**

- 2 Alshon Jeffery, 2013-14
- Brandon Marshall, 2012-13
- Marty Booker, 2001-02
- Curtis Conway, 1995-96
- Harlon Hill, 1954, 1956
- 1 Last: Marcus Robinson, 1999

100-YARD GAMES**Lifetime**

- 19 Harlon Hill, 1954-61
- 15 Brandon Marshall, 2012-14
- Johnny Morris, 1958-67
- 14 Mike Ditka, 1961-66

Season

- 7 Brandon Marshall, 2012
- Jeff Graham, 1995
- Harlon Hill, 1954
- Ken Kavanaugh, 1947
- 6 Brandon Marshall, 2013
- Johnny Morris, 1964
- Harlon Hill, 1956
- 5 Alshon Jeffery, 2013
- Marcus Robinson, 1999
- Mike Ditka, 1961

Consecutive Games

- 3 Alshon Jeffery, 10/18-11/9/15
- Jeff Graham, 11/5-11/19/95
- Harlon Hill, 11/11-11/25/56
- 2 Last: Cameron Meredith, 12/18-12/24/16

AVERAGE GAIN**Lifetime (100+ attempts)**

- 22.4 Ken Kavanaugh, 1940-41, 45-50
- 21.7 Ray (Scooter) McLean, 1940-47
- 20.4 Harlon Hill, 1954-61

Season (30+)

- 25.6 Ken Kavanaugh, 1947
- 25.0 Harlon Hill, 1954
- 24.0 Harlon Hill, 1956

Game (4+)

- 44.8 Dick Gordon, vs. StL Cards, 11/19/67
- 41.0 Ricky Proehl, at DET, 11/27/97
- 37.5 Gene Schroeder, vs. Chi. Cards, 12/16/51

TOUCHDOWNS**Lifetime**

- 50 Ken Kavanaugh, 1940-41, 45-50
- 40 Harlon Hill, 1954-61
- 35 Dick Gordon, 1965-71

Season

- 13 Dick Gordon, 1970
- Ken Kavanaugh, 1947
- 12 Brandon Marshall, 2013
- Curtis Conway, 1995
- Mike Ditka, 1961
- Harlon Hill, 1954

Game

- 4 Mike Ditka, at L.A. Rams, 10/13/63
- Harlon Hill, at SF, 10/31/54
- 3 Last: Brandon Marshall, at SF, 9/14/14

Consecutive Games

- 7 Curtis Conway, 9/24-11/12/95
- Ken Kavanaugh, 11/2-12/14/47
- 5 Dennis McKinnon, 9/8-10/5/85
- Mike Ditka, 10/22-11/19/61

INTERCEPTIONS**INTERCEPTIONS BY****Lifetime**

- 38 Gary Fencik, 1976-87
- 37 Richie Petitbon, 1959-68
- 36 Charles Tillman, 2003-14

Season

- 10 Mark Carrier, 1990
- 9 Tim Jennings, 2012
- Roosevelt Taylor, 1963
- 8 Nathan Vasher, 2005
- Vestee Jackson, 1988
- Richie Petitbon, 1963
- Johnny Lujack, 1948
- Clyde (Bulldog) Turner, 1942

Game

- 3 Mark Carrier, at WAS, 12/9/90
 Ross Brupbacher, vs. DEN, 12/12/76
 Curtis Gentry, vs. StL Cards, 11/19/67
 Richie Petitbon, at GB, 9/24/67
 Johnny Lujack, at GB, 9/26/48
 Bob Margarita, vs. DET, 11/11/45
 2 Last: Kyle Fuller, at SF, 9/14/14

Consecutive Games

- 4 Last: Tim Jennings, 1/1-9/23/12

YARDS RETURNED**Lifetime**

- 675 Charles Tillman, 2003-14
 643 Richie Petitbon, 1959-68
 485 Bennie McRae, 1962-70

Season


- 212 Richie Petitbon, 1962
 182 J.C. Caroline, 1956
 177 Nathan Vasher, 2004

Game

- 101 Richie Petitbon, vs. LA Rams, 12/9/62 (TD)
 96 Roosevelt Taylor, at PHI, 10/20/68 (TD)
 Clyde (Bulldog) Turner, at WAS, 10/26/47 (TD)
 95 Charles Tillman, vs. GB, 12/4/05

Long

(Same as "Game")



Richie Petitbon

TOUCHDOWNS**Lifetime**

- 8 Charles Tillman, 2003-14
 5 Lance Briggs, 2003-14
 4 Mike Brown, 2000-07
 Bennie McRae, 1962-70

Season

- 3 Charles Tillman, 2012
 2 7 times; Last: Tim Jennings, 2013

Game

- 1 Last: Eddie Jackson, vs. CAR, 10/22/17

PUNTING**PUNTS****Lifetime**

- 884 Bob Parsons, 1972-83
 878 Brad Maynard, 2001-10
 833 Bobby Joe Green, 1962-73

Season

- †114 Bob Parsons, 1981
 108 Brad Maynard, 2004
 99 Bob Parsons, 1976

Game

- 14 Keith Molesworth, 12/10/33
 12 Todd Sauerbrun, 10/5/97
 11 Last: Adam Podlesh, 12/11/11

YARDS**Lifetime**

- 36,781 Brad Maynard, 2001-10
 35,057 Bobby Joe Green, 1962-73
 34,180 Bob Parsons, 1972-83

Season

- 4,638 Brad Maynard, 2004
 4,531 Bob Parsons, 1981
 4,087 Pat O'Donnell, 2017

Game

- 526 Adam Podlesh, at DEN, 12/11/11
 524 Todd Sauerbrun, vs. NO, 10/5/97
 517 Keith Molesworth, vs. GB, 12/10/33

Long

- 94 Joe Lintzenich, vs. NYG, 11/15/31
 87 Dave Finzer, vs. NO, 10/7/84
 81 Bob Parsons, vs. NE, 12/5/82

GROSS AVERAGE**Lifetime (75+ punts)**

- 44.9 Pat O'Donnell, 2014-17
 44.5 George Gulyanics, 1947-52
 42.3 Adam Podlesh, 2011-13

**Season (30+)**

- 47.0 Pat O'Donnell, 2017
 46.5 Bobby Joe Green, 1963
 44.8 Todd Sauerbrun, 1996

Game (4+)

- 57.3 Fred Morrison, vs. LA Rams, 11/16/52
 54.6 Maury Buford, vs. GB, 10/21/85
 54.0 Maury Buford, at TB, 10/6/85

INSIDE 20**Lifetime**

- 284 Brad Maynard, 2001-10
 158 Bob Parsons, 1972-83
 99 Pat O'Donnell, 2014-17

Season

- 40 Brad Maynard, 2008
 36 Brad Maynard, 2001
 34 Adam Podlesh, 2012
 Brad Maynard, 2004

Game

- 6 Brad Maynard, at GB, 12/9/01
 5 Brad Maynard, at MIN, 11/30/08
 Brad Maynard, vs. TB, 12/17/06
 Bob Parsons, at HOU, 11/6/77

HAD BLOCKED**Lifetime**

- 5 Ed Brown, 1954-61
 Bob Parsons, 1972-83
 Maury Buford, 1985-86; 89-91
 4 Fred (Curley) Morrison, 1950-53

Season

- 2 Brad Maynard, 2003
 Ray Stachowicz, 1983
 Jon Kilgore, 1968

Game

- 2 Ray Stachowicz, at MIN, 12/11/83
 Jon Kilgore, at LA Rams, 12/8/68
 1 Last: Pat O'Donnell, at TB, 12/27/15

PUNT RETURNS**RETURNS****Lifetime**


- 264 Devin Hester, 2006-13
 127 Dennis McKinnon, 1983-85; 87-89
 123 Jeff Fisher, 1981-84

Season

- 58 Jeff Fisher, 1984
 57 Lew Barnes, 1986
 47 Devin Hester, 2006

Game

- 8 Jeff Fisher, at DET, 12/16/84
 7 R.W. McQuarters, vs. WAS, 10/17/04

*Devin Hester*

- Dennis McKinnon, at GB, 12/4/83
 Steve Schubert, at TB, 12/4/77
 Ron Smith, at CLE, 10/15/72
 George McAfee, vs. GB, 10/15/50
 6 Last: Devin Hester, at OAK, 11/11/07

YARDS**Lifetime**

- 3,241 Devin Hester, 2006-13
 1,431 George McAfee, 1940-41; 45-50
 1,171 Dennis McKinnon, 1983-85; 87-89

Season

- 651 Devin Hester, 2007
 600 Devin Hester, 2006
 564 Devin Hester, 2010

Game

- 152 Devin Hester, at ARZ, 10/16/06
 143 Devin Hester, vs. KC, 9/16/07
 134 Gale Sayers, vs. SF, 12/12/65
 Dennis McKinnon, vs. NYG, 9/14/87

Long

- 95 Johnny Bailey (TD), vs. KC, 12/29/90
 94 Dennis McKinnon (TD), vs. NYG, 9/14/87
 93 Glyn Milburn (TD), at TB, 9/20/98

AVERAGE**Lifetime (50+ returns)**

- *12.8 George McAfee, 1940-41; 45-50
 12.3 Devin Hester, 2006-13
 11.3 J.R. Boone, 1948-51

Season (15+ returns)

- 17.1 Devin Hester, 2010
 16.2 Devin Hester, 2011
 15.5 Devin Hester, 2007

**Game (3+)**

- 40.7 Devin Hester, vs. DET, 11/13/11
 36.0 George McAfee, vs. LA Rams, 10/10/48
 34.0 Ray (Scooter) McLean, vs. Chi. Cards 10/11/42

TOUCHDOWNS**Lifetime**

- *13 Devin Hester, 2006-13
 3 Dennis McKinnon, 1983-85; 87-89
 Steve Schubert, 1975-79
 Ray (Scooter) McLean, 1940-47
 2 R.W. McQuarters, 2000-04
 Gale Sayers, 1965-71
 George McAfee, 1940-41; 45-50

Season

- †4 Devin Hester, 2007
 3 Devin Hester, 2010
 Devin Hester, 2006
 2 Devin Hester, 2011
 Dennis McKinnon, 1987

Game

- 1 Last: Bryce Callahan, at MIN, 12/31/17

FAIR CATCHES**Lifetime**

- 79 Devin Hester, 2006-13
 66 Glyn Milburn, 1998-2001
 47 Steve Schubert, 1975-79

Season

- 26 Glyn Milburn, 2000
 22 Marc Mariani, 2015
 21 Steve Schubert, 1978

Game

- 6 Bobby Engram, vs. MIN, 9/15/96
 5 Last: Devin Hester, at DEN, 12/11/11
 4 Last: Marc Mariani, vs. DEN, 11/22/15

KICKOFF RETURNS**RETURNS****Lifetime**

- 222 Devin Hester, 2006-13
 192 Glyn Milburn, 1998-2001
 Dennis Gentry, 1982-92
 119 Jerry Azumah, 1999-2005

Season

- 63 Glyn Milburn, 2000
 62 Glyn Milburn, 1998
 61 Glyn Milburn, 1999

Game

- 10 Chris Williams, at GB, 11/9/14
 9 Ahmad Merritt, at SF, 9/7/03
 8 Brian Baschnagel, at HOU, 11/6/77

YARDS**Lifetime**

- 5,504 Devin Hester, 2006-13
 4,596 Glyn Milburn, 1998-2001
 4,353 Dennis Gentry, 1982-92

Season

- 1,550 Glyn Milburn, 1998
 1,468 Glyn Milburn, 2000
 1,436 Devin Hester, 2013

Game

- 288 Chris Williams, at GB, 11/9/14
 249 Devin Hester, vs. MIN, 9/15/13
 225 Devin Hester, at STL, 12/11/06

Long

- 103 Gale Sayers, at PIT, 9/17/67 (TD)
 102 Johnny Knox, vs. DET, 10/4/09 (TD)
 101 Chris Williams, at GB, 11/9/14 (TD)

AVERAGE**Lifetime (50+ returns)**

- *30.6 Gale Sayers, 1965-71
 26.8 Danieal Manning, 2006-10
 26.6 Ron Smith, 1965; 70-72

Season (1+ per game)

- 37.7 Gale Sayers, 1967
 32.7 Cecil Turner, 1970
 31.7 Walter Payton, 1975

Game (3+)

- 56.3 Devin Hester, at STL, 12/11/06
 52.0 Cecil Turner, at NYG, 9/19/70
 48.7 Dick Gordon, at LA Rams, 9/16/66

TOUCHDOWNS**Lifetime**

- †6 Gale Sayers, 1965-71
 5 Devin Hester, 2006-13
 4 Cecil Turner, 1968-73

Season

- †4 Cecil Turner, 1970
 3 Gale Sayers, 1967
 2 Last: Devin Hester, 2007

Game

- †2 Devin Hester, at STL, 12/11/06
 1 Last: Chris Williams, at GB, 11/9/14

COMBINED RETURNS**RETURNS****Season**

- 98 Glyn Milburn, 2000, p-35, k-63
 91 Glyn Milburn, 1999, p-30, k-61
 87 Glyn Milburn, 1998, p-25, k-62

**YARDS****Lifetime**

- 8,745 Devin Hester, 2006-13, p-3,241, k-5,504
- 5,566 Glyn Milburn, 1998-2001, p-970, k-4,596
- 4,477 Dennis Gentry, 1982-92, p-124, k-4,353

Season

- 1,841 Glyn Milburn, 1999, p-291, k-1,550
- 1,772 Glyn Milburn, 1998, p-346, k-1,426
- 1,768 Glyn Milburn, 2000, p-300, k-1,468

Game

- 314 Devin Hester, at DET, 9/30/07, p-95, k-219
- 249 Devin Hester, vs. MIN, 9/15/13, p-0, k-249
- 246 Devin Hester, at STL, 12/11/06, p-21, k-225

TOUCHDOWNS**Lifetime**

- *18 Devin Hester, 2006-13, p-13, k-5
- 8 Gale Sayers, 1965-71, p-2, k-6
- 4 Cecil Turner, 1968-73, p-0, k-4

Season

- *6 Devin Hester, 2007, p-4, k-2
- 5 Devin Hester, 2006, p-3, k-2
- 4 Cecil Turner, 1970, k-4
- Gale Sayers, 1967, p-1, k-3

Game

- †2 Devin Hester, vs. DEN, 11/25/07
- Devin Hester, at STL, 12/11/06

FUMBLES**FUMBLES****Lifetime**

- 85 Walter Payton, 1975-87
- 59 Jay Cutler, 2009-15
- 38 Jim Harbaugh, 1987-93

Season

- 15 Jim Harbaugh, 1993
- 14 Gary Huff, 1974
- 13 Carl Garrett, 1973

Game

- 4 Last: Bobby Wade, vs. SF, 11/13/05
- 3 Last: Jay Cutler, at NYC, 10/3/10

OWN TEAM RECOVERED**Lifetime**

- 18 Walter Payton, 1975-87
- 14 Devin Hester, 2006-13
- 13 Gale Sayers, 1965-71

Season

- 7 Gary Huff, 1974
- 6 Jack Concannon, 1970
- 5 Jay Cutler, 2009
- Walter Payton, 1977
- Bobby Douglass, 1972

Game

- 3 Gary Huff, vs. DET, 9/15/74

OPPONENTS' RECOVERED**Lifetime**

- 25 Dick Butkus, 1965-73
- 22 Joe Fortunato, 1955-66
- 17 Mike Hartenstine, 1975-86

Season

- 6 Dick Butkus, 1965
- 5 Ed O'Bradovich, 1962
- 4 Last: Julius Peppers & Kelvin Hayden, 2012

Game

- †3 John Thierry, vs. HOU, 10/22/95
- Virgil Livers, at MIN, 10/5/75
- 2 Last: John Timu, at TB, 12/27/15

YARDS RETURNED OWN FUMBLES**Lifetime**

- 47 Roosevelt Williams, 2002
- 36 John Adams, 1959-62
- 24 Ike Hill, 1973-74

Season

- 47 Roosevelt Williams, 2002
- 36 John Adams, 1959-62
- 24 Ike Hill, 1973-74

Game

(Same as "Season")

Long

(Same as "Season")

YARDS RETURNED OPPONENTS' FUMBLES**Lifetime**

- 221 Mike Brown, 2000-08
- 191 Brian Urlacher, 2000-12
- 128 Charlie Sumner, 1955; 58-60

Season

- 106 Mike Brown, 2002
- 101 Brian Urlacher, 2001
- Charlie Sumner, 1958

Game

- 98 George Halas, (TD) vs. Oorang, 11/4/23
- 95 Mike Brown, (TD) at GB, 9/19/04
- 90 Brian Urlacher, (TD) at ATL, 11/7/01

Long

(Same as "Game")

TOUCHDOWNS OWN FUMBLES**Lifetime**

- †2 Ken Kavanaugh, 1940-41; 45-50
- Mike Ditka, 1961-66

Season

- 1 Last: Edwin Williams, 2011

Game

- 1 Last: Edwin Williams, at GB 12/25/11

TOUCHDOWNS OPPONENTS' FUMBLES

Lifetime

- 3 Mike Brown, 2000-08
- 2 Brian Urlacher, 2000-12
- Fred Evans, 1948
- Ed Sprinkle, 1944-55
- Zack Bowman, 2008-13

Season

- ↑2 Fred Evans, 1948

Game

- *2 Fred Evans, vs. WAS, 11/28/48
- 1 Last: Eddie Jackson, vs. CAR, 10/22/17

SACKS

(Since 1970)

Lifetime

- 124.5 Richard Dent, 1983-93; 95
- 92.5 Steve McMichael, 1981-93
- 82.0 Dan Hampton, 1979-90

Season

- 17.5 Richard Dent, 1984 (16 games)
- 17.0 Richard Dent, 1985 (16 games)
- 15.0 Jim Osborne, 1976 (14 games)

Game

- 4.5 Richard Dent, vs. LA Raiders, 11/4/84; at LA Raiders, 12/27/87
- 4.0 Jim Osborne, vs. MIN, 9/23/73
- Alex Brown, at NYG, 11/7/04

Consecutive games (at least .5 sack)

- 8 Roosevelt Colvin, 12/23/01-10/7/02
- 7 Alonzo Spellman, 12/1/94-9/17/95
- 6 Steve McMichael, 10/29-12/3/89

TAKEAWAYS

(Int & Opp. Fumbles Recovered)

Lifetime


- 50 Gary Fencik, 1976-87 (38 int, 12 fum)
- 47 Dick Butkus, 1965-73 (22 int, 25 fum)
- 44 Charles Tillman, 2003-14 (36 int, 8 fum)
- Richie Petitbon, 1959-68 (37 int, 7 fum)

Season

- 12 Mark Carrier, 1990 (10 int, 2 fum)
- Roosevelt Taylor, 1963 (9 int, 3 fum)
- 11 Dick Butkus, 1965 (5 int, 6 fum)

Game

- 4 Bill George, vs. DET, 12/3/61 (2 int, 2 fum)
- 3 Last: John Thierry, vs. HOU, 10/22/95 (3 fum)



Gary Fencik

SHUTOUTS

The Bears have been involved in 193 shutouts in their 98-year history. Chicago has won 118 of the shutouts and lost 58, while 17 of the blankings resulted in a 0-0 tie (all before 1933). The Bears were shutout at Seattle in the third game of the 2015 season, breaking a string of 200 consecutive games (includes six postseason games) without being shut out. The last time the Bears shutout an opponent was a 16-0 win at Miami (11/18/10) during the 2010 season.

By Month:

September	11-13-4
October	43-15-4
November	45-14-4
December	17-15-5
January	2-1-0
TOTAL	118-58-17

At home:	67-23-10
On the road:	51-35-7

By Decade:

1920-29	48-15-13
1930-39	25-10-4
1940-49	12-2-0
1950-59	2-1-0
1960-69	5-11-0
1970-79	7-11-0
1980-89	10-4-0
1990-99	4-0-0
2000-09	4-3-0
2010-17	1-1-0
TOTAL	118-58-17

The above breakdowns include playoff games; the Bears are 4-1 in postseason shutouts.



CHICAGO BEARS INDIVIDUAL OPPONENT RECORDS

SCORING

Points

- *40 Ernie Nevers, at Chi. Cards, 11/28/29
- 36 Dub Jones, at CLE, 11/25/51
- 24 Jim Taylor, vs. GB, 11/4/62
- Lenny Moore, at BAL, 10/4/58

Touchdowns

- †6 Dub Jones, at CLE, 11/25/51
- Ernie Nevers, at Chi. Cards, 11/28/29
- 4 Jim Taylor, vs. GB, 11/4/62
- Lenny Moore, at BAL, 10/4/58

Field goals

- 6 Sebastian Janikowski, at OAK, 11/27/11
- 5 Last: Robbie Gould, vs. SF, 12/3/17
- 4 Last: Nick Folk, at NYJ, 9/22/14

Field goal attempts

- 7 Mike Clark, vs. DAL, 11/24/68
- 6 Last: Sebastian Janikowski, at OAK, 11/27/11
- 5 Last: Robbie Gould, vs. SF, 12/3/17

Long field goal

- 60 Morten Andersen, at NO, 10/27/91
- 59 Matt Prater, vs. DET, 1/3/16
- Matt Prater, at DEN, 12/11/11
- 57 Adam Vinatieri, vs. NE, 11/10/02

RUSHING

Attempts

- 39 Jerome Bettis, at LA Rams, 1/2/94
- 37 Cedric Benson, at CIN, 10/25/09
- 36 Edgerrin James, at ARZ, 10/16/06
- Clinton Portis, vs. WAS, 10/17/04

Yards

- 224 Adrian Peterson, vs. MIN, 10/14/07
- 216 Ricky Williams, at MIA, 12/9/02
- 211 Adrian Peterson, at MIN, 12/1/13

Touchdowns

- †6 Ernie Nevers, at Chi. Cards, 11/28/29
- 4 Jim Taylor, vs. GB, 11/4/62
- Dub Jones, at CLE, 11/25/51
- 3 Last: Roy Helu, at WAS, 10/20/13

Long

- 97 Bobby Gage, vs. PIT, 12/4/49 (TD)
- 90 Johnny Johnson, at NYJ, 9/25/94
- 88 Jahvid Best, at DET, 10/10/11 (TD)

PASSING

Attempts

- 67 Brian Griese, vs. TB, 9/21/08
- 63 Matthew Stafford, vs. DET, 11/13/11
- 62 Randall Cunningham, vs. PHI, 10/2/89

Completions

- 40 Brad Johnson, at TB, 11/18/01
- 39 Aaron Rodgers, at GB, 10/20/16
- 38 Brian Griese, vs. TB, 9/21/08

Yards

- 509 Vince Ferragamo, at LA Rams, 12/26/82
- 436 Tommy Kramer, at MIN, 9/19/85
- 407 Brian Griese, vs. TB, 9/21/08

Touchdowns

- 6 Aaron Rodgers, at GB, 11/9/14
- 5 Tom Brady, at NE, 10/26/14
- Aaron Rodgers, at GB, 12/25/11
- Kurt Warner, vs. ARZ, 11/8/09
- Carson Palmer, at CIN, 10/25/09
- Brett Favre, at GB, 11/12/95
- Tommy Kramer, at MIN, 11/28/82
- Steve Spurrier, vs. SF, 11/19/72
- 4 Last: Aaron Rodgers, at Green Bay, 9/28/17

LONGEST PLAYS AT SOLDIER FIELD

(Bears moved from Wrigley Field after the 1970 season and played in Champaign in 2002.)

RUN

- Bears - 80 Neal Anderson, vs GB, 11/27/88
- Opp. - 73 Adrian Peterson, MIN, 10/14/07

PASS

- Bears - 89 Jay Cutler, vs. DET, 9/12/10
- Vince Evans, vs. MIN, 9/21/80
- Opp. - 99† Brett Favre, GB, 9/11/95

CATCH

- Bears - 89 Matt Forté, vs. DET, 9/12/10
- Rickey Watts, vs. MIN, 9/21/80

- Opp. - 99† Robert Brooks, GB, 9/11/95

PUNT

- Bears - 87 Dave Finzer, vs. NO, 10/7/84
- Opp. - 75 Harold Alexander, ATL, 10/3/93

† Tied NFL Record

* NFL record

PUNT RETURN

- Bears - 95 Johnny Bailey, vs KC, 12/29/90
- Opp. - 77 Lee Nelson, StL Cards, 12/16/79

KICKOFF RETURN

- Bears - 102 Johnny Knox, vs DET, 10/4/09
- Opp. - 108† David Johnson, ARI, 9/20/15

INTERCEPTION RETURN

- Bears - 95 Charles Tillman, vs. GB, 12/4/05
- Opp. - 99 Rick Sanford, NE, 12/5/82

FIELD GOAL

- Bears - 58 Robbie Gould, vs CIN, 9/8/13
- Opp. - 59 Matt Prater, DET, 1/3/16

MISSED FIELD GOAL RETURNED

- Bears - 108 Nathan Vasher, vs SF, 11/13/05
- Opp. - Never

**Interceptions**

- 5 Last: Tony Romo, at DAL, 10/1/12
 4 Last: Matthew Stafford, vs. DET, 11/13/11

Consecutive completions

- 12 Brad Johnson, at MIN, 1/1/06
 Jim Hart, at StL Cards, 9/25/77

Long

- †99 Gus Frerotte, at MIN, 11/30/08 (TD)
 Brett Favre, vs. GB, 9/11/95 (TD)
 Sonny Jurgensen, vs. WAS, 9/15/68 (TD)
 98 Charlie Batch, vs. DET, 10/4/98 (TD)
 97 Bernie Kosar, at CLE, 10/23/89 (TD)
 Pat Coffee, vs. Chi. Cards, 12/5/37 (TD)

Times sacked

- 11 Archie Manning, vs. MIN, 10/28/84
 10 Guido Merkins, at PHI, 10/4/87
 9 Fran Tarkenton, vs. MIN, 12/17/61

RECEIVING**Receptions**

- 20 Terrell Owens, at SF, 12/17/00
 14 Steve Smith, vs. CAR, 11/20/05
 Herman Moore, at DET, 12/4/95
 13 Jason Witten, at DAL, 10/1/12
 Bob Anderson, at DEN, 9/30/73

Yards

- 283 Terrell Owens, at SF, 12/17/00
 225 Bernie Casey, vs. SF, 11/13/66
 204 Marshall Faulk, at STL, 12/26/99
 Randy Moss, vs. MIN, 11/14/99

Touchdowns

- 3 Last: Larry Fitzgerald, vs. ARZ, 9/20/15

Long

- †99 Bernard Berrian, at MIN, 11/30/08 (TD)
 Robert Brooks, vs. GB, 9/11/95 (TD)
 Gerry Allen, vs. WAS, 9/15/68 (TD)
 98 Johnnie Morton, vs. DET, 10/4/98 (TD)

INTERCEPTIONS**Interceptions**

- 4 DeAngelo Hall, vs. WAS, 10/24/10
 3 Last: Kurt Schulz, vs. DET, 9/24/00

Yards

- 167 Dick Jauron, vs. DET, 11/18/73
 121 Milt Davis, vs. BAL, 11/17/57
 115 Bernie Parrish, at CLE, 12/11/60

Touchdowns

- †2 Bobby Franklin, at CLE, 12/11/60

Long

- 102 Bob Smith, at DET, 11/24/49 (TD)
 99 Rick Sanford, vs. NE, 12/5/82 (TD)
 98 Darryll Lewis, vs. HOU, 10/22/95 (TD)

PUNTING**Punts**

- 14 Dick Nesbitt, vs. Chi. Cards, 11/30/33
 11 Last: Dustin Colquitt, vs. KC, 12/4/11

Average

- *61.8 Bob Cifers, vs. DET, 11/24/46
 57.5 Craig Hentrich, at TEN, 10/25/98
 56.7 Jeff Locke, vs. MIN, 9/15/13

Long

- 84 Doug Russell, vs. Chi. Cards, 9/11/38
 80 Shane Lechler, at OAK, 11/27/11
 79 Tommy Davis, at SF, 11/19/61

PUNT RETURNS**Returns**

- 8 Quan Cosby, at DEN, 12/11/11
 7 Last: Marcus Sherels, at MIN, 12/31/17

Yards

- 191 Bobby Rainey, at BAL, 10/15/17
 122 Hugh McElhenny, vs. SF, 10/19/52
 118 Jon Arnett, at LA Rams, 11/2/58

LONGEST WINNING/LOSING STREAKS**Bears Longest Winning Streaks**

Gms	Team	Years
13	Pittsburgh Pirates/Steelers	1934-49
12	Tampa Bay Buccaneers	1983-88
11	Detroit Lions	1946-51
	Philadelphia Eagles	1935-47

Current:	4	New York Jets	2002-15
	3	Cleveland Browns	2009-17

Bears Longest Losing Streaks

Gms	Team	Years
10	Green Bay Packers	1994-98
8	Minnesota Vikings	1972-76
7	Washington Redskins	2004-16
	Baltimore Colts	1966-83
	Green Bay Packers	1928-30

Current:	7	Washington Redskins	2004-16
	4	Patriots, Saints, Texans	



CHICAGO BEARS INDIVIDUAL RECORDS VS. BEARS

Fair catches

- 7 Lem Barney, at DET, 11/21/76
- 5 Marcus Sherels, at MIN, 1/1/12
- Darren Sproles, at NO, 9/18/11
- Vai Sikahema, at PHI, 10/10/93
- Willie Wood, at GB, 11/15/70

Long

- 96 Bobby Rainey, at BAL, 10/15/17 (TD)
- 95 Steve Odom, at GB, 11/10/74 (TD)
- 94 Hugh McElhenny, vs. SF, 10/19/52 (TD)

KICKOFF RETURNS

Returns

- 8 Lorenzo Booker, at MIN, 12/20/10
- Aaron Brown, vs. DET, 10/4/09
- 7 Last: Darius Reynaud, at TEN, 11/4/12

Yards

- 202 Carver Shannon, at LA Rams, 10/13/63
- 195 Derek Stanley, at STL, 11/23/08
- 184 Al Carmichael, at GB, 10/2/55

Long

- †108 David Johnson, vs. ARZ, 9/20/15 (TD)
- 106 Al Carmichael, at GB, 10/7/56 (TD)
- 105 Cordarrelle Patterson, vs. MIN, 9/15/13 (TD)

RIDICULOUS RETURNER

Former Bears returner Devin Hester became the NFL's all-time leader in return touchdowns when he brought back a Tampa Bay punt 62 yards for a score for the Falcons on Sept. 18, 2014. The majority of those returns came in a Bears uniform as Hester finished his Bears career in 2013 with 19 return TDs, tied with Deion Sanders for the NFL record. While wearing the orange and blue he set records for career kick return touchdowns (18) and career punt return touchdowns (13) which he extended with the record breaker in 2014.

The following is a list of each of Hester's return touchdowns.

DEVIN HESTER'S KICKOFF/PUNT RETURN TOUCHDOWNS

Date	Opponent	Site	Distance	Result
Sept. 10, 2006	Green Bay	Lambeau Field	84-yard punt return	W, 26-0
Oct. 16, 2006	Arizona	U. of Phoenix Stadium	83-yard punt return	W, 24-23
Nov. 12, 2006	NY Giants	Giants Stadium	108-yard missed FG return*	W, 38-20
Dec. 3, 2006	Minnesota	Soldier Field	45-yard punt return	W, 23-13
Dec. 11, 2006	St. Louis	Edward Jones Dome	94-yard kickoff return	W, 42-27
Dec. 11, 2006	St. Louis	Edward Jones Dome	96-yard kickoff return	W, 42-27
Feb. 4, 2007	Indianapolis	Dolphin Stadium#	92-yard kickoff return*	L, 17-29
Sept. 16, 2007	Kansas City	Soldier Field	73-yard punt return	W, 20-10
Sept. 30, 2007	Detroit	Ford Field	97-yard kickoff return	L, 27-37
Oct. 14, 2007	Minnesota	Soldier Field	89-yard punt return	L, 31-34
Nov. 25, 2007	Denver	Soldier Field	75-yard punt return	W, 37-34 ot
Nov. 25, 2007	Denver	Soldier Field	88-yard kickoff return	W, 37-34 ot
Dec. 30, 2007	New Orleans	Soldier Field	64-yard punt return	W, 33-25
Sept. 27, 2010	Green Bay	Soldier Field	62-yard punt return	W, 20-17
Oct. 17, 2010	Seattle	Soldier Field	89-yard punt return	L, 20-23
Dec. 20, 2010	Minnesota	TCF Bank Stadium	64-yard punt return	W, 40-14
Oct. 2, 2011	Carolina	Soldier Field	69-yard punt return	W, 34-29
Oct. 16, 2011	Minnesota	Soldier Field	98-yard kickoff return	W, 39-10
Nov. 13, 2011	Detroit	Soldier Field	82-yard punt return	W, 37-13
Oct. 20, 2013	Washington	FedExField	81-yard punt return	L, 41-45

With Atlanta

Sept. 18, 2014	Tampa Bay	Georgia Dome	62-yard punt return	W, 56-14
----------------	-----------	--------------	---------------------	----------

* Does not count toward overall return kick return touchdowns; # Super Bowl XLI



WON - LOST

WINS

Highest winning percentage, season

†1.000	1942 (11 games)	11-0
	1934 (13 games)	13-0
.938	1985 (16 games)	15-1
.923	1926 (16 games)	12-1-3

Lowest winning percentage, season

.071	1969 (14 games)	1-13
.187	2016 (16 games)	3-13
.214	1973 (14 games)	3-11

Wins at home, season

9	1926 (11 games at Wrigley Field)
8	1985 (8 games at Soldier Field)
	1922 (9 games at Wrigley Field)
	1921 (10 games at Wrigley Field)
7	2005 (8 games at Soldier Field)
	2001 (8 games at Soldier Field)
	1990 (8 games at Soldier Field)
	1988 (8 games at Soldier Field)
	1986 (8 games at Soldier Field)
	1933 (7 games at Wrigley Field)

Wins on the road, season

7	2006 (8 road games)
	1986 (8 road games)
	1985 (8 road games)
	1934 (7 road games)
	1920 (9 road games)

CONSECUTIVE GAMES

Won

17	11/26/33-12/2/34
16	11/9/41-12/6/42

Without losing

24	11/9/41-11/14/43 (23-0-1)
----	---------------------------

Wins at home

19	11/20/32-10/20/35
----	-------------------

Wins on the road

10	9/28/41-12/6/42
----	-----------------

Lost

8	Last: 9/22/02-11/18/02
---	------------------------

Without winning

11	11/3/29-10/5/30 (0-9-2)
----	-------------------------

Losses at home

8	11/23/69-11/8/70
---	------------------

Losses on the road

16	11/12/73-11/30/75
----	-------------------

**Indicates 16-game record, reflecting NFL schedule format since 1978. If a 16-game record does not fall within the top three listed, the 16-game record is also included.

SCORING

POINTS

Most, season

456	1985 (16 games)
445	2013 (16 games)
427	2006 (16 games)

Fewest, season

119	1929 (15 games)
123	1922 (12 games)
	1923 (12 games)
216	2000 (16 games)**

Most, game

61	vs. GB, 12/7/80 (win, 61-7)
	vs. SF, 12/12/65 (win, 61-20)
58	vs. BAL, 10/21/56 (win, 58-27)
57	at BAL, 11/25/62 (win, 57-0)

Most, first half

41	vs. SF, 10/29/06 (24, 17)
	vs. WAS, 11/28/48 (20, 21)
31	at TEN, 11/4/12 (28, 3)
	vs. DET, 9/18/05 (10, 21)
	vs. WAS, 9/29/85 (0, 31)

Most, second half

49	at PHI, 11/30/41 (21, 28)
38	at JAX, 10/7/12 (10, 28)

Most, first quarter

28	at TEN, 11/4/12
24	vs. SF, 10/29/06
21	vs. CIN, 9/28/86
	vs. CLE, 9/7/86
	vs. WAS, 11/9/80
	vs. Chi. Cards, 10/11/42

Most, second quarter

31	vs. WAS, 9/29/85
28	vs. TB, 9/26/93
	vs. GB, 12/7/80

Most, third quarter

27	vs. Chi. Cards, 9/5/37
24	at MIN, 9/19/85

Most, fourth quarter

28	Last: at JAX, 10/7/12
22	at PHI, 9/12/94
21	Last: vs. DAL 12/4/14

Margin of victory

57	at BAL, 11/25/62 (57-0)
54	vs. GB, 12/7/80 (61-7)
49	at NYG, 11/14/43 (56-7)
	vs. DET, 10/19/41 (49-0)

Margin of defeat

52	at BAL, 9/27/64 (52-0)
49	at GB, 9/30/62 (49-0)
47	at HOU, 11/6/77 (47-0)



TOUCHDOWNS

Most, season

- 56 1941 (11 games)
- 54 1965 (14 games)
- 53 1942 (11 games)
- 1947 (12 games)
- 1948 (12 games)
- 52 2013 (16 games)**

Fewest, season

- 16 1982 (9 games)
- 1933 (13 games)
- 18 1974 (14 games)
- 22 2000 (16 games)**
- 1993 (16 games)**

Most, game

- 9 vs. GB, 12/7/80
- vs. SF, 12/12/65
- 8 at WAS, 10/26/47
- at NYG, 11/14/43

EXTRA POINTS MADE

Most, season

- 52 1965 (14 games)
- 51 1985 (16 games)**
- 1948 (12 games)
- 50 2013 (16 games)

Fewest, season

- 15 1933 (13 games)
- 1932 (14 games)
- 16 1982 (9 games)
- 20 1997 (16 games)**

Most, game

- 8 at WAS, 10/26/47 (8 of 8)
- at NYG, 11/14/43 (8 of 8)
- 7 vs. GB, 12/7/80 (7 of 9)
- vs. SF, 12/12/65 (7 of 9)
- at Rams, 10/13/63 (7 of 7)
- 6 Last: at TEN, 11/4/12 (6 of 6)

Most, season (no misses)

- 51 1985 (16 games)
- 47 2006 (16 games)
- 45 1995 (16 games)

EXTRA POINTS MISSED

Most, season

- 11 1941 (11 games)
- 1939 (11 games)
- 4 1976 (14 games) 27 of 31
- 1975 (14 games) 18 of 22
- 3 1983 (16 games) 35 of 38
- 1979 (16 games) 34 of 37
- 1978 (16 games) 26 of 29
- 1977 (14 games) 27 of 30

Most, game

- 3 Last: vs. CLE, 11/9/41
- 2 Last: vs. GB, 12/7/80

FIELD GOALS MADE

Most, season

- 33 2015 (16 games)
- 32 2006 (16 games)
- 31 2007 (16 games)
- 1985 (16 games)

Fewest, season

- † 1947 (12 games)
- 1944 (10 games)
- 8 1969 (14 games)
- 9 1982 (9 games)
- 1974 (14 games)
- 12 2014 (16 games)**

Most, game

- 5 at PHI, 10/20/68
- vs. DET, 12/3/61
- 4 Last: at TB, 12/27/15

FIELD GOALS ATTEMPTED

Most, season

- 41 1986 (16 games)
- 39 2015 (16 games)
- 38 1985 (16 games)

Fewest, season

- 0 1944 (10 games)
- 13 1974 (14 games)
- 16 2014 (16 games)**

Most, game

- 7 vs. GB, 11/17/63
- 6 Last: at GB, 11/8/87

FIELD GOALS MISSED

Most, season

- 18 1971 (14 games) 15 of 33 made
- 15 1999 (16 games) 17 of 32 made**
- 1965 (14 games) 11 of 26 made
- 14 1970 (14 games) 20 of 34 made

Fewest, season

- 3 2013 (16 games) 26 of 29 made
- 2008 (16 games) 26 of 29 made
- 4 2014 (16 games) 12 of 16 made
- 2011 (16 games) 28 of 32 made
- 2009 (16 games) 24 of 28 made
- 2006 (16 games) 32 of 36 made
- 1989 (16 games) 15 of 19 made
- 1988 (16 games) 15 of 19 made
- 1974 (14 games) 9 of 13 made

* NFL Record

† Tied NFL Record

**Most, game**

- 4 Last: vs. PHI, 9/14/86 (2 of 6)
- 3 Last: at MIN, 10/10/99 (1 of 4)

TWO-POINT CONVERSIONS (since 1994)**Most, season**

- 5 Last: 2014 (16 games)
- 2 Last: 2015 (16 games)

Most, game

- 2 at NE, 10/26/14
- 1 Last: at SD, 11/9/15

SAFETIES**Most, season**

- 3 2004 (16 games)
- 1985 (16 games)
- 2 Last: 1986 (16 games)

Most, game

- 2 vs. PIT, 11/9/69
- 1 Last: vs. MIN, 10/9/17

TIME OF POSSESSION

(since 1978)

Highest average, season

- 35:08 1984 (16 games)
- 34:33 1985 (16 games)
- 33:38 1994 (16 games)

Lowest average, season

- 27:42 2002 (16 games)
- 28:07 2008 (16 games)
- 2016 (16 games)

Highest, game

- 48:50 vs. SD, 10/25/81 (OT)
- 45:32 vs. MIA, 9/4/88
- 44:53 at MIA, 10/27/97 (OT)

Lowest, game

- 18:01 at DAL, 12/27/92
- 18:57 at MIN, 10/27/02
- 19:05 at MIN, 11/29/09

FIRST DOWNS**TOTAL****Most, season**

- 344 2013 (16 games)
- 343 1985 (16 games)
- 340 1995 (16 games)

Fewest, season

- 114 1937 (11 games)
- 115 1933 (13 games)
- 140 1944 (10 games)
- 226 1993 (16 games)**

Most, game

- 33 Last: vs. GB, 9/28/14
- 31 vs. WAS, 12/24/16
- 30 Last: at STL, 11/24/13

Fewest, game

- 2 vs. GB, 12/10/33
- 4 vs. DET, 11/22/81
- 5 twice; Last: vs. CAR, 10/22/17

RUSHING**Most, season**

- 176 1985 (16 games)
- 166 1986 (16 games)
- 164 1984 (16 games)

Fewest, season

- 55 1970 (14 games)
- 56 1982 (9 games)
- 63 1954 (12 games)
- 71 2009 (16 games)**

Most, game

- 19 at GB, 10/30/77
- vs. GB, 11/6/55
- 18 vs. DET, 11/10/85
- 17 Last: vs. MIA, 9/4/88

Fewest, game

- 0 at DET, 11/27/14
- at MIN, 11/29/09
- at JAX, 12/12/04
- at GB, 12/11/94
- at BAL, 10/5/57
- vs. Chi. Cards, 10/14/45
- 1 11 times; last at PHI, 11/26/17

PASSING**Most, season**

- 215 2013 (16 games)
- 212 2016 (16 games)
- 203 1999 (16 games)

Fewest, season

- 41 1940 (11 games)
- 48 1942 (11 games)
- 54 1972 (14 games)
- 98 1979 (16 games)**

Most, game

- 21 vs. GB, 12/18/16
- vs. NYJ, 11/16/97
- at DAL, 11/18/62
- 20 Last: vs. TEN, 11/27/16
- 19 vs. BUF, 9/7/14
- vs. DAL, 12/9/13
- at STL, 11/24/13

**Indicates 16-game record

**Fewest, game**

- 0 at GB, 9/28/41
vs. GB, 11/7/37
- 1 vs. MIN, 12/3/06
- 2 Last: vs. CAR, 10/22/17

BY PENALTY**Most, season**

- *42 1987 (15 games)
- 37 2014 (16 games)
- 36 2006 (16 games)**

Fewest, season

- 5 1939 (11 games)
- 7 2000 (16 games)**
- 9 1942 (11 games)

Most, game

- 9 at CLE, 11/25/51
- 7 at TB, 9/8/91
- 6 at SF, 9/14/14
vs. MIA, 11/5/06
at GB, 10/25/92
vs. DET, 11/22/87

NET YARDS

(Rushing and passing)

YARDS**Most, season**

- 6,109 2013 (16 games)
- 5,837 1985 (16 games)
- 5,830 1983 (16 games)

Fewest, season

- 2,493 1982 (9 games)
- 2,591 1932 (14 games)
- 2,626 1937 (11 games)
- 3,717 1993 (16 games)**

Most, game

- 682 at NYG, 11/14/43
- 596 vs. Chi. Cards, 12/11/49
- 594 vs. GB, 12/7/80

Fewest, game

- 24 vs. DET, 11/22/81
- 66 at DEN, 12/5/71
- 75 at DET, 10/28/62

RUSHING**ATTEMPTS****Most, season**

- 674 1984 (16 games)
- 634 1978 (16 games)
- 627 1979 (16 games)

**Indicates 16-game record

Fewest, season

- 275 1982 (9 games)
- 353 1970 (14 games)
- 1954 (12 games)
- 355 2014 (16 games)**

Most, game

- *72 vs. Brooklyn, 10/20/35
- 63 vs. MIN, 10/20/77
- 62 vs. BUF, 10/7/79

Fewest, game

- 8 at DET, 11/27/14
- 11 at MIN, 11/29/09
at PHI, 9/12/94
- 12 Six times; last vs. GB, 9/25/11

YARDS**Most, season**

- 2,974 1984 (16 games)
- 2,847 1934 (13 games)
- 2,811 1977 (14 games)

Fewest, season

- 988 1982 (9 games)
- 1,092 1970 (14 games)
- 1,142 1954 (12 games)
- 1,330 2007 (16 games)**

Most, game

- 408 vs. Brooklyn, 10/20/35
- 406 vs. GB, 11/6/55
- 375 at GB, 10/30/77

Fewest, game

- 1 at LA Rams, 10/26/52
- 6 at PHI, 11/26/17
- 12 at NYG, 11/25/56

AVERAGE**Highest, season**

- 5.02 1934 (13 games)
- 4.90 1955 (12 games)
- 4.75 1968 (14 games)
- 4.67 1983 (16 games)**

Lowest, season

- 3.08 1953 (12 games)
- 3.09 1970 (14 games)
- 3.14 2007 (16 games)**

Highest, game

- 13.75 at CIN Reds, 9/30/34
- 8.18 at DET, 9/29/13 (16 for 131)
- 7.55 vs. DET, 10/4/09 (20 for 151)

Lowest, game

- 0.03 at LA Rams, 10/26/52 (33 for 1)
- 0.43 at PHI, 11/26/17
- 1.08 vs. GB, 9/35/11 (12 for 13)



TOUCHDOWNS

Most, season

- 30 1941 (11 games)
- 27 1985 (16 games)**
- 1965 (14 games)

Fewest, season

- 3 1970 (14 games)
- 1933 (13 games)
- 4 1999 (16 games)**

Most, game

- 6 vs. DET, 10/19/41
- 5 vs. MIA, 9/4/88
- 4 Last: vs. TB, 12/14/91

FUMBLES

Most, season

- †56 1938 (11 games)
- 40 1973 (14 games)
- 1972 (14 games)
- 37 1988 (16 games)**

Fewest, season

- 16 1982 (9 games)
- 1963 (14 games)
- 19 2014 (16 games)**
- 2010 (16 games)
- 2008 (16 games)
- 20 2015 (16 games)

Most, game

- 8 at NYG, 12/18/77
- at Chi. Cards, 9/11/38
- 7 vs. GB, 10/21/85
- at BAL, 12/5/65

FUMBLES LOST

Most, season

- 26 1973 (14 games)
- 22 1986 (16 games)**

Fewest, season

- 7 2009 (16 games)
- 8 2012 (16 games)
- 2001 (16 games)
- 1982 (9 games)
- 1978 (16 games)
- 9 2015 (16 games)
- 2011 (16 games)
- 2003 (16 games)
- 1996 (16 games)

Most, game

- 5 vs. DET, 10/4/98
- vs. DAL, 9/16/73
- 4 Last: at CAR, 12/22/02

OWN RECOVERED

Most, season

- *37 1938 (11 games)
- 21 2007 (16 games)**
- 20 1981 (16 games)

Fewest, season

- 5 1963 (14 games)
- 1955 (12 games)
- 6 2008 (16 games)**
- 1989 (16 games)**

Most, game

- 7 at NYG, 12/18/77
- at Chi. Cards, 9/11/38
- 6 at GB, 11/15/81
- 5 at DET, 9/30/07
- at MIN, 10/5/75

PASSING

ATTEMPTS

Most, season

- 684 1999 (16 games)
- 609 2014 (16 games)
- 595 1997 (16 games)

Fewest, season

- 147 1937 (11 games)
- 148 1932 (14 games)
- 170 1936 (12 games)
- 352 1978 (16 games)**

Most, game

- 65 vs NYJ, 11/16/97
- 63 at WAS, 10/31/99
- 59 at NYG, 10/23/49

Fewest, game

- 4 vs. DET, 10/15/67
- 6 vs. MIN, 10/23/72
- 7 vs. CAR, 10/22/17
- vs. TB, 11/26/78
- vs. MIN, 11/20/77

COMPLETIONS

Most, season

- 404 1999 (16 games)
- 396 2014 (16 games)
- 373 2013 (16 games)

Fewest, season

- 56 1937 (11 games)
- 57 1934 (13 games)
- 58 1936 (12 games)
- 186 1978 (16 games)**

**Indicates 16-game record

**Most, game**

- 36 at STL, 11/24/13
 at WAS, 10/31/99
 34 Last: at BUF, 9/7/14
 33 at IND, 10/9/16
 vs. NYJ, 11/16/97
 at WAS, 10/25/64

Fewest, game

- 1 Last: at PHI, 12/10/72

COMPLETION PERCENTAGE**Highest, season**

- 65.0 2014 (16 games) 396 of 609
 64.4 2013 (16 games) 373 of 579
 63.9 2015 (16 games) 334 of 523

Lowest, season

- 29.7 1934 (13 games) 57 of 192
 33.2 1935 (12 games) 73 of 220
 34.1 1936 (12 games) 58 of 170
 45.4 1981 (16 games) 222 of 469**

Highest, game (10+)

- 83.3 vs. GB, 12/7/80 (20 of 24)
 81.5 Last: vs. NYJ, 12/15/02 (22 of 27)
 80.8 at DET, 12/5/10 (21 of 26)

Lowest, game (10+)

- 11.7 vs. DEN, 12/12/76 (2 of 17)
 16.7 vs. GB, 12/31/06 (2 of 12)
 21.7 vs. KC, 12/29/90 (5 of 23)

NET YARDS (Gross yards minus sack yards)**Most, season**

- 4,281 2013 (16 games)
 4,136 1999 (16 games)
 3,969 2016 (16 games)

Fewest, season

- 955 1934 (13 games)
 971 1932 (14 games)
 1,014 1937 (11 games)
 1,933 1978 (16 games)**

Most, game

- 488 at NYG, 11/14/43
 468 vs. Chi. Cards, 12/11/49

Fewest, game

- 20 vs. DET, 11/22/81
 -16 at HOU, 11/6/77

TIMES SACKED**Most, season**

- 66 2004 (16 games)
 56 2010 (16 games)
 55 1969 (14 games)

Fewest, season

- 15 1995 (16 games)
 17 2001 (16 games)
 20 1963 (14 games)

Most, game

- 10 at NYG, 10/3/10
 9 vs. GB, 1/2/05
 vs. MIN, 10/25/93
 at DEN, 12/5/71
 at MIN, 11/2/69

YARDS LOST**Most, season**

- 449 2004 (16 games)
 439 1969 (14 games)
 395 1973 (14 games)

Fewest, season

- 95 1995 (16 games)
 109 1947 (12 games)
 120 2001 (16 games)

Most, game

- 78 at MIN, 11/2/69
 70 at DEN, 12/5/71

TOUCHDOWN PASSES**Most, season**

- 32 2013 (16 games)
 30 2014 (16 games)
 29 1995 (16 games)
 1947 (12 games)

Fewest, season

- 5 1950 (12 games)
 7 1993 (16 games)**
 1978 (16 games)**

Most, game

- †7 at NYG, 11/14/43
 4 Last: at SF, 9/14/14

HAD INTERCEPTED**Most, season**

- 35 1954 (12 games)
 1947 (12 games)
 32 1960 (14 games)
 28 1978 (16 games)**

Fewest, season

- 7 1932 (14 games)
 10 1995 (16 games)**
 11 1982 (9 games)
 1941 (11 games)

Most, game

- 8 at DET, 9/22/68
 7 at CLE, 12/22/60

**Indicates 16-game record



at BAL, 10/2/60

vs. LA Rams, 10/9/49

Returned for TD, season

*6 1992 (16 games)

INTERCEPTION PERCENTAGE

Highest, season

14.95 1942 (11 games) 29 int., 194 att.

13.67 1933 (13 games) 29 int., 212 att.

7.95 1978 (16 games) 28 int., 352 att.

Lowest, season

1.91 1995 (16 games) 10 int., 523 att.

2.24 2013 (16 games) 13 int., 579 att.

2.50 2017 (16 games) 12 int., 473 att.

PUNTING

PUNTS

Most, season

114 1981 (16 games)

110 2004 (16 games)

100 1976 (14 games)

Fewest, season

32 1941 (11 games)

38 1947 (12 games)

44 1945 (10 games)

58 1995 (16 games)**

Most, game

17 vs. GB, 10/22/33

14 vs. GB, 12/10/33

12 vs. NO, 10/5/97

Fewest, game

0 vs. GB, 9/28/14

vs. DAL, 12/9/13

vs. DET, 10/1/72

at NYG, 11/28/65

vs. GB, 11/6/55

GROSS AVERAGE

Highest, season

47.0 2017 (16 games)

46.5 1963 (14 games)

44.8 1996 (16 games)**

Lowest, season

35.7 1945 (10 games)

36.2 1983 (16 games)**

36.9 1976 (14 games)

Highest, game (4+ punts)

57.3 vs. LA Rams, 11/16/52

54.6 vs. GB, 10/21/85

54.0 twice; Last: at NO, 10/29/17

Lowest, game (4+)

22.1 at MIN, 10/10/76

25.0 at Card-Pitt, 12/3/44

26.4 vs. GB, 10/21/74

PUNT RETURNS

RETURNS

Most, season

64 1984 (16 games)

60 1950 (12 games)

57 1986 (16 games)

Fewest, season

18 2013 (16 games)

19 1968 (14 games)

21 2014 (16 games)

Most, game

11 vs. Chi. Cards, 10/8/50

8 vs. NE, 9/16/85

at DET, 12/16/84

YARDS

Most, season

781 1948 (12 games)

651 2007 (16 games)**

607 2006 (16 games)

Fewest, season

81 1968 (14 games)

97 1966 (14 games)

109 2014 (16 games)**

Most, game

152 at ARZ, 10/16/06

151 vs. Chi. Cards, 10/12/41

143 vs. KC, 9/16/07

Fewest, game

-6 vs. MIN, 12/19/65

-5 at DAL, 9/19/10

vs. DAL, 11/24/68

vs. GB, 10/16/66

AVERAGE

Highest, season

20.2 1941 (11 games)

17.1 2010 (16 games)**

15.7 2011 (16 games)

Lowest, season

3.4 1957 (12 games)

3.8 1953 (12 games)

3.9 1966 (14 games)

5.2 2014 (16 games)**

**TOUCHDOWNS****Most, season**

- 4 2007 (16 games)
- 3 2010 (16 games)
- 2006 (16 games)
- 2 2017 (16 games)
- 2011 (16 games)
- 1987 (15 games)
- 1941 (11 games)

Most, game

- 1 Last: at MIN, 12/31/17

FAIR CATCHES**Most, season**

- 28 1967 (14 games)

Fewest, season

- 3 1975 (14 games)

Most, game

- 6 Last: vs. SF, 12/4/16
- 5 Last: at DEN, 12/11/11

KICK RETURNS**RETURNS****Most, season**

- 83 2002 (16 games)
- 80 2009 (16 games)
- 79 1997 (16 games)

Fewest, season

- 20 1942 (11 games)
- 26 1963 (14 games)
- 29 1941 (11 games)
- 1948 (12 games)
- 1943 (10 games)
- 33 2015 (16 games)**

Most, game

- 10 at GB, 11/9/14
- at Chi. Cards, 11/27/55
- 9 at SF, 9/7/03
- at GB, 12/11/94
- at SF, 12/23/91
- 8 Last: at MIN, 11/29/09

Fewest, game

- 0 Last: vs. JAX, 10/16/16

YARDS**Most, season**

- 1,999 2009 (16 games)
- 1,919 2008 (16 games)
- 1,762 2002 (16 games)

Fewest, season

- 424 1963 (14 games)

- 537 1942 (11 games)

- 632 1982 (9 games)

- 763 1991 (16 games)**

Most, game

- 304 vs. GB, 11/9/52
- 288 at GB, 11/9/14
- 263 vs. MIN, 9/15/13

Fewest, game

- 1 vs. GB, 12/23/07

AVERAGE**Highest, season**

- *29.4 1972 (14 games)
- 27.9 1966 (14 games)
- 26.9 1942 (11 games)
- 27.0 2015 (16 games)**

Lowest, season

- 16.3 1990 (16 games)
- 1963 (14 games)
- 16.4 1983 (16 games)

TOUCHDOWNS**Most, season**

- †4 1970 (14 games)
- 3 1967 (14 games)
- 2 Last: 2007 (16 games)**

Most, game

- †2 at STL, 12/11/06
- vs. GB, 11/9/52
- at GB, 9/22/40

PENALTIES**Most, season**

- 124 2004 (16 games)
- 122 1948 (12 games)
- 121 1981 (16 games)
- 1944 (10 games)

Fewest, season

- 57 1955 (12 games)
- 58 1982 (9 games)
- 61 1953 (12 games)
- 63 2001 (16 games)**

Most, game

- †22 at PHI, 11/26/44
- 17 at OAK, 9/26/99
- 16 at TB, 10/21/84
- at DEN, 10/16/78
- at BAL, 12/5/65

Fewest, game

- †0 6 times, last vs. DEN, 11/22/15
- 1 Last: vs. DET, 1/3/16

* NFL Record

† Tied NFL Record



YARDS PENALIZED

Most, season

1,194	1968 (14 games)
1,107	1951 (12 games)
1,066	1948 (12 games)
967	2016 (16 games)**

Fewest, season

350	1938 (11 games)
354	1935 (12 games)
416	1939 (11 games)
503	1994 (16 games)**

Most, game

170	vs. ARZ, 9/20/15
	at PHI, 11/26/44
163	at GB, 11/9/14
147	at DEN, 10/16/78
	vs. WAS, 10/3/67

Fewest, game

†0	vs. DEN, 11/22/15
	vs. PHI, 12/24/95
	at STL, 9/24/95
	at DET, 11/28/91
	vs. MIN, 10/23/72
	at CLE, 10/9/38
5	Last: vs. JAX, 12/7/08

BEARS LEADING TACKLERS

(Since 1998)

Year	Name	Pos	Tackles	Year	Name	Pos	Tackles
2017	Danny Trevathan	LB	89	2007	Brian Urlacher	LB	158
2016	Jerrell Freeman	LB	127	2006	Brian Urlacher	LB	185
2015	Adrian Amos	S	108	2005	Brian Urlacher	LB	171
2014	Jonathan Bostic	LB	127	2004	Lance Briggs	LB	168
2013	James Anderson	LB	129.5	2003	Brian Urlacher	LB	153
2012	Lance Briggs	LB	128	2002	Brian Urlacher	LB	214
2011	Lance Briggs	LB	147	2001	Brian Urlacher	LB	148
2010	Brian Urlacher	LB	146	2000	Brian Urlacher	LB	165
2009	Lance Briggs	LB	147	1999	Barry Minter	LB	149
2008	Lance Briggs	LB	136	1998	Marty Carter	SS	159

SPECIAL TEAMS IN THE RANKINGS

The Bears special teams unit finished 12th in the NFL during the 2015 regular season according to a composite ranking system based on the one used by Rick Gosselin of the *Dallas Morning News*. The system ranks each of the special teams units of every NFL team by way of 22 statistical categories. The rankings focus on return yards, coverage, drive starting point, punting categories, field goals, extra points, turnovers, blocked kicks, points and penalties.

Special teams leaders since 1990 below along with where Chicago finished each year since 1990.

Year	Bears Rank	Champion	Year	Bears Rank	Champion
2017	T-27	L.A. Rams	2003	7	Philadelphia
2016	27	Philadelphia	2002	14	New Orleans
2015	12	Baltimore	2001	2	Philadelphia
2014	26	Philadelphia	2000	15	Miami
2013	11	Kansas City	1999	4	Seattle
2012	9	Minnesota	1998	4	Dallas
2011	3	San Francisco	1997	28	Jacksonville
2010	4	New England	1996	19	Buffalo
2009	6	Cleveland	1995	17	Washington
2008	8	Buffalo	1994	9	Cleveland
2007	1	Chicago	1993	8	New Orleans
2006	1	Chicago	1992	8	Indianapolis
2005	11	Buffalo	1991	25	LA Raiders
2004	10	Buffalo	1990	13	Atlanta



SCORING

POINTS ALLOWED

Most, season

478	2013 (16 games)
442	2014 (16 games)
421	1997 (16 games)

Fewest, season

21	1920 (13 games)
35	1923 (12 games)
*44	1932 (14 games) *Modern Era Record
	1922 (12 games)
187	1986 (16 games)**

Most, game

55	at GB, 11/9/14
	at DET, 11/27/97
54	at PHI, 12/22/13
53	at Chi. Cards, 11/27/55

Most, first half

42	at GB, 11/9/14 (14, 28)
38	at NE, 10/26/14 (7, 31)
34	at BAL, 10/4/58 (27, 7)

Most, second half

38	at DET, 11/27/97 (17, 21)
35	at GB, 9/30/62 (21, 14)
34	at DET, 9/30/07 (0, 34)

Most, first quarter

27	at BAL, 10/4/58
21	at PHI, 12/22/13
	at STL, 11/24/13
20	at TB, 10/25/87

Most, second quarter

31	at NE, 10/26/14
28	at GB, 11/9/14
27	at DET, 9/29/13

Most, third quarter

24	at DAL, 12/27/92
21	Last: vs. DAL, 12/4/14

Most, fourth quarter

*34	at DET, 9/30/07
28	at SF, 12/23/91
	vs. GB, 11/6/55
	at LA Rams, 10/26/52
21	Last: at PHI, 12/22/13

TOUCHDOWNS ALLOWED

Most, season

56	2013 (16 games)
50	1997 (16 games)
49	2014 (16 games)

Fewest, season

†6	1932 (14 games)
18	1963 (14 games)
20	2005 (16 games)**
	1986 (16 games)**
	1982 (9 games)

Most, game

7	Last: vs. ARZ, 9/20/15
6	Last: at NE, 10/26/14

EXTRA POINTS ALLOWED

Most, season

55	2013 (16 games) 55 of 56
49	2014 (16 games) 49 of 49
47	1975 (14 games) 47 of 48

Fewest, season

4	1932 (14 games)
18	1982 (9 games) 18 of 20
	1963 (14 games) 18 of 18
19	2005 (16 games) 19 of 20**
	2001 (16 games) 19 of 20**
	1986 (16 games) 19 of 20**

Most, game

7	Last: at GB, 11/9/14
6	Last: vs. ARZ, 9/20/15

OPPONENTS' EXTRA POINTS MISSED

Most, season

6	1955 (12 games)
4	2016 (16 games) 38 of 42
	1978 (16 games) 28 of 32
	1974 (14 games) 29 of 33
	1970 (14 games) 27 of 31
3	Last: 2015 (16 games) 43 of 46

Most, game

3	vs. CLE, 11/24/40
2	Last: vs. NYG, 11/20/16

FIELD GOALS MADE ALLOWED

Most, season

38	2008 (16 games)
37	2002 (16 games)
33	2016 (16 games)
	2014 (16 games)

**Indicates 16-game record

* NFL Record

† Tied NFL Record

**Fewest, season**

- †0 1942 (11 games)
- 1932 (14 games)
- 1 1943 (12 games)
- 2 1944 (12 games)
- 12 1979 (16 games)**
- 1985 (16 games)**

Most, game

- 6 at OAK, 11/27/11
- 5 vs. SF, 12/3/17
- vs. CAR, 10/28/12
- at ATL, 10/12/08
- vs. OAK, 10/5/03
- at SF, 9/7/03
- vs. TB, 12/29/02
- at MIN, 10/10/99
- vs. KC, 12/29/90
- vs. MIN, 9/23/73
- vs. WAS, 11/14/71

FIELD GOAL ATTEMPTS ALLOWED**Most, season**

- 44 2002 (16 games)
- 41 1994 (16 games)
- 1971 (14 games)
- 39 2014 (16 games)
- 1973 (14 games)

Fewest, season

- 2 1942 (11 games)
- 5 1951 (12 games)
- 6 1944 (10 games)
- 19 1985 (16 games)**

Most, game

- 7 vs. DAL, 11/24/68
- 6 Last: at OAK, 11/27/11
- 5 Last: vs. SF, 12/3/17

OPPONENTS' FIELD GOALS MISSED**Most, season**

- 18 1968 (14 games) 13 of 31
- 15 1971 (14 games) 24 of 39
- 14 1967 (14 games) 10 of 24
- 13 1987 (16 games) 18 of 31
- 1980 (16 games) 14 of 27

Fewest, season

- 2 Last: 2016 (16 games) 33 of 35
- 3 2017 (16 games) 29 of 32
- 1978 (16 games) 16 of 19

Most, game

- 5 vs. DAL, 11/24/68 (2 of 7)
- 4 vs. ATL, 9/26/76 (1 of 5)
- at NO, 10/7/73 (0 of 4)

**Indicates 16-game record

OPPONENTS' SAFETIES AGAINST**Most, season**

- 2 Last: 1988 (16 games)

Most, game

- 1 Last: 2017 (16 games)

FIRST DOWNS**TOTAL ALLOWED****Most, season**

- 353 2013 (16 games)
- 332 1989 (16 games)
- 328 2002 (16 games)

Fewest, season

- 98 1942 (11 games)
- 166 1982 (9 games)
- 196 1963 (14 games)
- 216 1984 (16 games)**

Most, game

- 35 at WAS, 11/26/89
- 32 at GB, 10/20/16
- at NE, 10/26/14
- 31 Last: at MIN, 11/29/09

Fewest, game

- 3 at DET, 11/23/41
- at CLE, 10/9/38
- 5 at GB, 10/17/91
- 6 Last: vs. SEA, 9/9/90

RUSHING ALLOWED**Most, season**

- 147 2013 (16 games)**
- 138 1973 (14 games)
- 124 1977 (14 games)

Fewest, season

- *35 1942 (11 games)
- 49 1943 (10 games)
- 1944 (10 games)
- 53 1982 (9 games)
- 67 1986 (16 games)**

Most, game

- 19 vs. DEN, 12/12/76
- at MIN, 10/17/65
- 17 vs. LA Rams, 12/2/73
- 16 at PHI, 12/22/13

Fewest, game

- †0 at ARZ, 12/23/12
- vs. DET, 11/20/94
- vs. BUF, 10/2/88
- at TB, 10/6/85
- at DET, 10/28/45
- at Chi. Cards, 12/6/42
- at CLE, 10/10/37

**PASSING ALLOWED****Most, season**

227	2014 (16 games)
212	1995 (16 games)
208	2008 (16 games)

Fewest, season

*33	1943 (10 games)
38	1944 (10 games)
44	1945 (10 games)
122	1984 (16 games)**

Most, game

25	at NE, 10/26/14
24	at DAL, 10/1/12
23	at SF, 12/17/00

Fewest, game

†0	Last: vs. ATL, 11/24/85
----	-------------------------

BY PENALTY**Most, season**

36	1968 (14 games)
35	2016 (16 games)
33	2017 (16 games)
	2002 (16 games)**

Fewest, season

10	1953 (12 games)
11	2010 (16 games)**
	1982 (9 games)
	1977 (14 games)
12	1994 (16 games)

Most, game

7	at PHI, 11/26/44
6	at GB, 10/20/16
5	at GB, 11/26/15
	vs. WAS, 9/15/68

NET YARDS**YARDS ALLOWED** (Rushing & passing)**Most, season**

6,313	2013 (16 games)
6,033	2014 (16 games)
5,729	1989 (16 games)

Fewest, season

1,703	1942 (11 games)
2,006	1944 (10 games)
2,133	1938 (11 games)
3,860	1984 (16 games)**

Most, game

583	at LA Rams, 12/26/82
557	at LA Rams, 10/24/54
550	at CLE, 11/25/61

Fewest, game

33	vs. PHI, 10/25/42
54	at PIT, 10/2/39
86	vs. PIT, 11/9/69

RUSHING**ATTEMPTS ALLOWED****Most, season**

564	1978 (16 games)
563	1973 (14 games)
547	1975 (14 games)

Fewest, season

260	1982 (9 games)
294	1942 (11 games)
298	1944 (10 games)
359	1985 (16 games)**

Most, game

59	vs. DEN, 12/12/76
55	at DAL, 10/24/76
54	at NE, 10/30/88

Fewest, game

10	vs. ATL, 9/27/92
	vs. BUF, 10/2/88
	vs. MIA, 9/4/88
11	vs. TB, 10/23/11 (Wembley Stadium)
	vs. GB, 11/27/88
12	vs. DET, 11/22/87

YARDS ALLOWED**Most, season**

2,583	2013 (16 games)
2,509	1973 (14 games)
2,157	1977 (14 games)

Fewest, season

*519	1942 (11 games)
812	1939 (11 games)
902	1982 (9 games)
1,313	2001 (16 games)**

Most, game

393	at DET, 11/26/36
356	vs. DEN, 12/12/76
311	vs. MIN, 10/14/07

Fewest, game

-36	vs. PHI, 11/19/39
-17	at Chi. Cards, 12/6/42
0	vs. BUF, 10/2/88
11	at MIN, 10/28/96

AVERAGE ALLOWED**Highest, season**

5.34	2013 (16 games)
5.28	1955 (12 games)
5.26	1951 (12 games)
4.73	1962 (14 games)

* NFL Record

† Tied NFL Record

**Lowest, season**

1.77	1942 (11 games)
2.26	1937 (11 games)
2.30	1939 (11 games)
2.71	2017 (16 games)

Highest, game

9.83	vs. GB, 12/18/16 (23 for 226 yards)
9.52	at DEN, 11/23/03 (21 for 200 yards)
9.11	at NYJ, 9/25/94 (18 for 164 yards)

Lowest, game

-0.89	at Chi. Cards, 12/6/42 (19 for -17 yards)
0.00	vs. BUF, 10/2/88 (10 for 0 yards)
0.69	vs. TEN, 11/9/08 (29 for 20 yards)

TOUCHDOWNS ALLOWED**Most, season**

25	1975 (14 games)
22	2013 (16 games)**
21	1989 (16 games)

Fewest, season

3	1942 (11 games)
	1932 (14 games)
4	1986 (16 games)**
	1982 (9 games)
	1933 (13 games)

Most, game

6	at Chi. Cards, 11/28/29
5	vs. GB, 11/4/62
	at GB, 9/30/62
4	Last: vs. WASH, 12/24/16

PASSING**ATTEMPTS ALLOWED****Most, season**

631	2011 (16 games)
622	2008 (16 games)
602	2001 (16 games)

Fewest, season

187	1933 (13 games)
190	1938 (11 games)
194	1935 (12 games)
435	1984 (16 games)**

Most, game

67	vs. TB, 9/21/08
63	vs. DET, 11/13/11
62	vs. PHI, 10/2/89

Fewest, game

3	at DET, 11/28/35
	vs. NYG, 11/17/35
9	vs. ATL, 9/17/72
10	vs. GB, 11/12/72

COMPLETIONS ALLOWED**Most, season**

383	2011 (16 games)
	2008 (16 games)
374	1995 (16 games)
366	2014 (16 games)

Fewest, season

59	1935 (12 games)
63	1933 (13 games)
64	1943 (12 games)
197	1984 (16 games)**

Most, game

41	at TB, 11/18/01
40	at DAL, 10/1/12
39	at GB, 10/20/16

Fewest, game

†0	at GB, 9/25/49
	at Boston, 11/5/33
	vs. Chi. Cards, 10/15/33
1	vs. SF, 11/13/05
3	vs. ATL, 11/24/85
	vs. GB, 12/16/73
	at GB, 11/4/73

OPPONENTS' COMPLETION PERCENTAGE**Highest, season**

66.8	2014 (16 games)
64.8	2017 (16 games)
64.5	2016 (16 games)

Lowest, season

30.4	1935 (12 games)
31.5	1943 (10 games)
32.3	1934 (13 games)
44.4	1981 (16 games)**

Highest, game (10+ attempts)

86.8	at NE, 10/26/14
86.7	at BAL, 9/27/64
85.0	at MIN, 12/20/15
	at ATL, 10/14/73

Lowest, game (10+)

†0.0	at GB, 9/25/49
7.7	vs. SF, 11/13/05
17.4	vs. ATL, 11/24/85
	at DET, 11/5/67

NET YARDS ALLOWED**Most, season**

4,230	2014 (16 games)
4,065	2011 (16 games)
4,001	1995 (16 games)

**Fewest, season**

691	1933 (13 games)
1,674	1973 (14 games)
1,765	1963 (14 games)
2,486	1984 (16 games)**

Most, game

506	at LA Rams, 12/26/82
411	at MIN, 9/19/85
407	vs. TB, 9/21/08

Fewest, game

-22	vs. ATL, 11/24/85
-12	at GB, 11/4/73
-7	vs. TB, 11/26/78

SACKS (since 1972)**Most, season**

72	1984 (16 games)
70	1987 (15 games)
64	1985 (16 games)

Fewest, season

18	2003 (16 games)
23	1972 (14 games)
25	1974 (14 games)

Most, game

12	at DET, 12/16/84
11	at PHI, 10/4/87
	vs. MIN, 10/28/84
9	Last: at LA Raiders, 12/27/87

YARDS LOST**Most, season**

583	1984 (16 games)
503	1986 (16 games)
484	1987 (15 games)

Fewest, season

105	2003 (16 games)
154	1953 (12 games)
171	1974 (14 games)

Most, game

114	vs. MIN, 12/17/61
107	vs. DET, 11/20/60
101	vs. MIN, 10/28/84

TD PASSES ALLOWED**Most, season**

34	2014 (16 games)
31	2015 (16 games)
29	2009 (16 games)

Fewest, season

2	1934 (13 games)
3	1936 (12 games)
	1932 (14 games)
4	1933 (13 games)
10	2005 (16 games)**

Most, game

6	at GB, 11/9/14
5	at NE, 10/26/14
	at GB, 12/25/11
	vs. ARZ, 11/8/09
	at CIN, 10/25/09
	at GB, 11/12/95
	at MIN, 11/28/82
	at PIT, 9/28/80
	vs. SF, 11/19/72
4	Last: at GB, 9/28/17

TURNOVERS**TAKEAWAYS****Most, season**

58	1947 (12 games)
54	1985 (16 games)**
51	1963 (14 games)

Fewest, season

†11	2016 (16 games); 8 INTs, 3 FRs
17	2015 (16 games); 8 INTs, 3 FRs

Most, game

†12	at DET, 11/22/42 (7 int, 5 fum)
9	vs. StL Cards, 11/19/67 (7 int, 2 fum)
8	vs. TB, 9/2/84 (6 int, 2 fum)
	at GB, 9/24/67 (5 int, 3 fum)
	vs. PHI, 10/27/63 (4 int, 4 fum)
	at LA Rams, 10/13/63 (6 int, 2 fum)

FUMBLES**OPPONENTS' FUMBLES****Most, season**

44	1952 (12 games)
38	1990 (16 games)**
37	2010 (16 games)
	1987 (15 games)
	1983 (16 games)
	1976 (14 games)
	1972 (14 games)

Fewest, season

13	2016 (16 games)
	1960 (12 games)
17	2008 (16 games)**
	1988 (16 games)

* NFL Record

† Tied NFL Record

**Most, game**

- 7 at GB, 9/16/90
 vs. GB, 12/18/83
 at LA Rams, 9/16/66
 at LA Rams, 11/15/64
 6 at TEN, 11/4/12
 vs. DET, 10/22/12
 vs. WAS, 10/24/10

OPPONENTS' FUMBLES LOST**Most, season**

- 26 1952 (12 games)
 24 1965 (14 games)
 1962 (14 games)
 23 1976 (14 games)
 1971 (14 games)
 22 1981 (16 games)**

Fewest, season

- 3 2016 (16 games)
 5 2003 (16 games)
 6 1945 (10 games)
 1943 (10 games)

Most, game

- 5 at OAK, 9/26/99
 at KC, 11/8/81
 at DEN, 9/30/73
 4 Last: at TEN, 11/4/12

TOUCHDOWNS ON FUMBLES**Most, season**

- 5 1942 (11 games)
 2 Last: 2011 (16 games)**

Most, game

- 2 at ARZ, 10/16/06
 vs. WAS, 11/28/48
 1 Last: vs. CAR, 10/22/17

INTERCEPTIONS**INTERCEPTIONS****Most, season**

- 37 1935 (12 games)
 36 1963 (14 games)
 35 1936 (12 games)
 34 1985 (16 games)**

Fewest, season

- 8 2017 (16 games)
 2016 (16 games)
 2015 (16 games)
 9 2002 (16 games)
 10 1964 (14 games)
 1960 (12 games)

Most, game

- 7 vs. StL Cards, 11/19/67
 at Chi. Cards, 12/5/54
 at DET, 11/22/42
 at GB, 9/22/40
 6 vs. TB, 9/2/84
 at LA Rams, 10/13/63

YARDS RETURNED**Most, season**

- 585 1941 (11 games)
 546 2004 (16 games)**
 537 1963 (14 games)

Fewest, season

- 60 1997 (16 games)
 69 1987 (15 games)
 99 1982 (9 games)

Most, game

- 149 vs. LA Rams, 10/11/64
 140 vs. GB, 12/4/05

TOUCHDOWNS**Most, season**

- 8 2012 (16 games)
 5 2013 (16 games)
 2004 (16 games)
 4 Last: 2011 (16 games)

Most, game

- 2 Last: at JAX, 10/7/12

PUNTING**PUNTS ALLOWED****Most, season**

- 100 2006 (16 games)
 1986 (16 games)
 1984 (16 games)
 99 1983 (16 games)
 98 1981 (16 games)

Fewest, season

- 42 1945 (10 games)
 49 2014 (16 games)**
 1982 (9 games)
 56 1941 (11 games)

Most, game

- 16 vs. Chi. Cards, 11/30/33
 15 vs. NYG, 11/17/35
 11 vs. KC, 12/4/11
 vs. TB, 12/17/07
 at CAR, 12/22/02
 vs. NE, 9/16/85
 at CLE, 10/15/72

Fewest, game

- †0 vs. GB, 9/28/14
 vs. GB, 12/17/89



at MIA, 9/23/79

at GB, 9/24/67

at DET, 12/2/56

GROSS AVERAGE ALLOWED**Highest, season**

47.2 2017 (16 games)

46.6 1964 (14 games)

45.0 2016 (16 games)

44.5 2013 (16 games)

Lowest, season

35.4 1978 (16 games)

36.3 1976 (14 games)

37.3 1995 (16 games)

Highest, game (4+ punts)

61.8 vs. DET, 11/24/46

55.0 at BAL, 10/15/17

55.3 at DET, 10/18/15

at DAL, 9/28/97

Lowest, game (4+)

19.0 vs. GB, 12/23/07

23.6 vs. ATL, 11/19/78

25.5 at PIT, 11/30/58

PUNT RETURNS**RETURNS ALLOWED****Most, season**

66 1981 (16 games)

58 1974 (14 games)

57 2004 (16 games)

Fewest, season

15 2013 (16 games)

20 1941 (11 games)

22 Last: 2016 (16 games)

Most, game

9 at Chi. Cards, 11/29/59

8 at DEN, 12/11/11

at OAK, 11/11/07

vs. WAS, 10/11/81

at ATL, 10/13/74

7 Last: at MIN, 12/31/17

Fewest, game

†0 Last: vs. GB, 12/29/13

YARDS ALLOWED**Most, season**

727 1997 (16 games)

633 1974 (14 games)

612 1952 (12 games)

Fewest, season

84 2012 (16 games)

106 1969 (14 games)

110 1972 (14 games)

Most, game

147 vs. GB, 11/8/59

132 at BAL, 10/15/17

117 at ATL, 10/13/74

AVERAGE RETURN ALLOWED**Highest, season**

17.0 1941 (11 games)

16.1 1952 (12 games)

16.0 1947 (10 games)

14.0 1997 (16 games)**

Lowest, season

3.4 2012 (16 games)

3.8 1969 (14 games)

4.1 1967 (14 games)

TOUCHDOWNS ALLOWED**Most, season**

2 1997 (16 games)

1996 (16 games)

1954 (12 games)

1952 (12 games)

1947 (12 games)

1941 (11 games)

1933 (13 games)

Most, game

1 Last: at BAL, 10/15/17

FAIR CATCHES FORCED**Most, season**

38 1993 (16 games)

33 2000 (16 games)

31 2016 (16 games)

Fewest, season

5 1989 (16 games)

6 1990 (16 games)

7 1987 (15 games)

1982 (9 games)

1980 (16 games)

Most, game

7 vs. DET, 11/21/76

6 at GB, 12/16/73

KICKOFF RETURNS**RETURNS ALLOWED****Most, season**

83 2006 (16 games)

78 1985 (16 games)

73 1990 (16 games)

Fewest, season

30 1982 (9 games)

32 1971 (14 games)

2017 (16 games)

**Most, game**

- 10 at DET, 9/24/89
- 9 vs. TB, 9/25/93
- vs. GB, 12/7/80
- vs. BAL, 10/21/56
- at Boston, 11/21/48
- 8 Last: at MIN, 12/20/10

Fewest, game

- †0 Last: vs. SEA, 12/2/12

YARDS ALLOWED**Most, season**

- 1,827 1985 (16 games)
- 1,730 2006 (16 games)
- 1,656 2008 (16 games)

Fewest, season

- 435 1940 (11 games)
- 537 1982 (9 games)
- 614 2014 (16 games)

Most, game

- 275 at DET, 9/24/89
- 254 at LA Rams, 10/13/63
- 234 vs. GB, 12/7/80

Fewest, game

- †0 Last: at DEN, 12/11/11

AVERAGE ALLOWED**Highest, season**

- 27.8 1960 (12 games)
- 26.6 1956 (12 games)
- 26.1 1957 (12 games)
- 25.2 2015 (16 games)**

Lowest, season

- 16.0 1946 (11 games)
- 16.6 1999 (16 games)**
- 17.3 1993 (16 games)

TOUCHDOWNS ALLOWED**Most, season**

- 2 2015
- 1 Last: 2017

Most, game

- 1 Last: at BAL, 10/15/17

PENALTIES**OPPONENTS' PENALTIES****Most, season**

- 132 2006 (16 games)
- 129 1980 (16 games)
- 120 2004 (16 games)
- 1987 (15 games)

Fewest, season

- 34 1942 (11 games)
- 43 1941 (11 games)
- 52 1982 (9 games)
- 69 2013 (16 games)**

Most, game

- 21 at CLE, 11/25/51
- 18 vs. GB, 9/27/10
- 16 at SF, 9/14/14
- at GB, 11/8/87

Fewest, game

- †0 Last: at GB, 11/4/13
- 1 Last: vs. GB, 12/29/13

OPPONENTS' YARDS PENALIZED**Most, season**

- 1,109 1980 (16 games)
- 1,103 1987 (15 games)
- 1,084 2006 (16 games)

Fewest, season

- 110 1937 (11 games)
- 451 1982 (9 games)
- 601 1974 (14 games)
- 645 1994 (16 games)**

Most, game

- 209 at CLE, 11/25/51
- 152 vs. GB, 9/27/10
- 149 vs. NO, 10/8/00

Fewest, game

- †0 Last: at GB, 11/4/13
- 5 Last: vs. LA Rams, 12/18/94

**Indicates 16-game record



SERVICE

Games

- 13 Mark Bortz, 1983-94
- 12 Kevin Butler, 1985-95
- Dennis Gentry, 1982-92
- Dan Hampton, 1979-90
- Jay Hilgenberg, 1981-91
- Steve McMichael, 1981-93
- Ron Rivera, 1984-92
- Mike Singletary, 1981-92
- Keith Van Horne, 1981-93
- 11 Jim Covert, 1983-90

Starts

- 12 Mark Bortz, 1983-94
- Jay Hilgenberg, 1981-91
- Mike Singletary, 1981-92
- Keith Van Horne, 1981-93
- 11 Jim Covert, 1983-90
- Dan Hampton, 1979-90
- Steve McMichael, 1981-93
- 10 Richard Dent, 1983-93, 95
- Tom Thayer, 1985-92

SCORING

Points, career

- 74 Kevin Butler, 1985-95
- 37 Robbie Gould, 2005-15
- 33 Jack Manders, 1933-41

Points, game

- 15 Jack Manders, vs. WAS, 12/12/37
- 14 Kevin Butler, vs. NE, 1/26/86
- 13 Robbie Gould, vs. NO, 1/21/07

Touchdowns, career

- 4 Thomas Jones, 2004-06
- Dennis McKinnon, 1983-85, 87-89
- Norm Standlee, 1941
- Harry Clark, 1940-43
- 3 Willie Gault, 1983-87
- Jim McMahon, 1982-88
- Ken Kavanaugh, 1940-41, 45-50
- Dante Magnani, 1943, 46, 49

Touchdowns, game

- 2 Last: Jay Cutler, vs. SEA, 1/16/11

Field Goals, career

- 16 Kevin Butler, 1985-95
- 6 Robbie Gould, 2005-15
- Bob Snyder, 1939-41, 43
- Jack Manders, 1933-40
- 2 Bob Thomas, 1975-84

Field Goals, game

- 3 Last: Robbie Gould, vs. NO, 1/21/07
- 2 Last: Robbie Gould, vs. SEA, 1/14/07

Field Goals, long

- 49 Robbie Gould, vs. SEA, 1/14/07
- 46 Kevin Butler, vs. PHI, 12/31/88
- 44 Robbie Gould, vs. IND, 2/4/07



Robbie Gould converts a 49-yard field goal in overtime against the Seattle Seahawks to give the Bears a 27-24 win on Jan. 14, 2007 in the NFC Divisional playoff.

RUSHING

Attempts, career

- 180 Walter Payton, 1975-87
- 81 Neal Anderson, 1986-93
- 75 Thomas Jones, 2004-06

Attempts, game

- 27 Neal Anderson, vs. NO, 1/6/91
- Walter Payton, vs. NYG, 1/5/86
- 25 Matt Forté, vs. SEA, 1/16/11
- 24 Last: Cedric Benson, vs. NO, 1/21/07

Yards, career

- 632 Walter Payton, 1975-87
- 381 Thomas Jones, 2004-06
- 279 Neal Anderson, 1986-93

Yards, game

- 123 Thomas Jones, vs. NO, 1/21/07
- 119 George McAfee, vs. GB, 12/14/41
- 112 Thomas Jones, vs. IND, 2/4/07

Touchdowns, career

- 4 Thomas Jones, 2004-06
- Norm Standlee, 1941
- 3 Jim McMahon, 1982-88
- 2 Last: Jay Cutler, 2009-15

Touchdowns, game

- 2 Last: Jay Cutler, vs. SEA, 1/16/11

Long

- 68 Bill Osmanski, at WAS, 12/8/40
- 58 Thomas Sanders, vs. PHI, 12/31/88
- 52 Thomas Jones, vs. IND, 2/4/07

PASSING

Attempts, career

- 133 Rex Grossman, 2003-08
- 127 Jim McMahon, 1982-88
- 93 Mike Tomczak, 1985-90

Attempts, game

- 44 Jim Harbaugh, vs. DAL, 12/29/91
- 41 Rex Grossman, vs. CAR, 1/15/06
- 38 Rex Grossman, vs. SEA, 1/14/07

Completions, career

- 70 Jim McMahon, 1982-88
- 69 Rex Grossman, 2003-08
- 45 Mike Tomczak, 1985-90
- Sid Luckman, 1939-50

Completions, game

- 22 Jim Harbaugh, vs. DAL, 12/29/91
- 21 Rex Grossman, vs. SEA, 1/14/07
- 20 Rex Grossman, vs. IND, 2/4/07

Yards, career

- 967 Jim McMahon, 1982-88
- 783 Rex Grossman, 2003-08
- 721 Sid Luckman, 1939-50

Yards, game

- 286 Sid Luckman, vs. WAS, 12/26/43
- 282 Rex Grossman, vs. SEA, 1/14/07
- 274 Jay Cutler, vs. SEA, 1/16/11

Touchdowns, career

- 9 Sid Luckman, 1939-50
- 4 Jim McMahon, 1982-88
- Rex Grossman, 2003-08
- 2 Last: Jay Cutler, 2009-15

Touchdowns, game

- 5 Sid Luckman, vs. WAS, 12/26/43
- 2 Last: Jay Cutler, vs. SEA, 1/16/11
- 1 Last: Caleb Hanie, vs. GB, 1/23/11

Interceptions, career

- 5 Mike Tomczak, 1985-90
- 4 Jim McMahon, 1982-88
- Bob Avellini, 1975-84
- Sid Luckman, 1939-50
- Rex Grossman, 2003-08
- 3 Johnny Lujack, 1948-51
- Steve Walsh, 1994-95

Interceptions, game

- 4 Bob Avellini, at DAL, 12/26/77
- 3 Mike Tomczak, vs. PHI, 12/31/88
- Jim McMahon, vs. WAS, 1/10/88
- Johnny Lujack, at LA Rams, 12/17/50
- 2 Last: Caleb Hanie, vs. GB, 1/23/11

Long

- 75t Steve Fuller, at WAS, 12/30/84
- 68t Rex Grossman, vs. SEA, 1/14/07
- 67t George Corbett, vs. NYG, 12/17/33



Thomas Jones is the Bears second leading rusher in Bears playoff history with 381 yards and tied for first in career playoff touchdowns with four.



RECEIVING

Receptions, career

- 22 Walter Payton, 1975-87
- 20 Dennis McKinnon, 1983-85, 87-88
- 19 Bernard Berrian, 2004-07

Receptions, game

- 10 Matt Forté, vs. GB, 1/23/11
- 9 Tom Waddle, vs. DAL, 12/29/91
- 7 Wendell Davis, vs. DAL, 12/29/91
- Walter Payton, vs. LA Rams, 1/12/86

Yards, career

- 454 Willie Gault, 1983-87
- 345 Dennis McKinnon, 1983-85, 87-88
- 296 Bernard Berrian, 2004-07

Yards, game

- 129 Willie Gault, vs. NE, 1/26/86
- 122 Dante Magnani, vs. WAS, 12/26/43
- 113 Greg Olsen, vs. SEA, 1/16/11

Touchdowns, career

- 4 Dennis McKinnon, 1983-85, 87-89
- 3 Willie Gault, 1983-87
- 2 Bernard Berrian, 2004-07
- Ken Kavanaugh, 1940-41, 45-50
- Dante Magnani, 1943, 46, 49
- Harry Clark, 1940-43
- Bill Karr, 1933-38

Touchdowns, game

- 2 Dennis McKinnon, vs. NYG, 1/5/86
- Harry Clark, vs. WAS, 12/26/43
- Dante Magnani, vs. WAS, 12/26/43
- Bill Karr, vs. NYG, 12/17/33
- 1 Last: Earl Bennett, vs. GB, 1/23/11

Long

- 75t Willie Gault, at WAS, 12/30/84
- 68t Bernard Berrian, vs. SEA, 1/14/07
- 67t Carl Brumbaugh, vs. NYG, 12/17/33

PUNTING

Punts, career

- 44 Brad Maynard, 2001-10
- 29 Maury Buford, 1985-86, 89-91
- 22 Sid Luckman, 1939-50

Punts, game

- 10 Maury Buford, vs. LA Rams, 1/12/86
- Keith Molesworth, vs. NYG, 12/17/33
- 9 Brad Maynard, vs. GB, 1/23/11
- Keith Molesworth, vs. NYG, 12/9/34
- 7 Last: Brad Maynard, vs. NO, 1/21/07

Yards, career

- 1,766 Brad Maynard, 2001-10
- 1,102 Maury Buford, 1985-91
- 863 Sid Luckman, 1939-50

Yards, game

- 398 Keith Molesworth, vs. NYG, 12/17/33
- 366 Keith Molesworth, vs. NYG, 12/9/34
- 363 Maury Buford, vs. LA Rams, 1/12/86

Long

- 66 Brad Maynard, vs. NO, 1/21/07
- 63 Sam Francis, vs. WAS, 12/12/37
- 61 George McAfee, vs. GB, 12/21/41

PUNT RETURNS

Returns, career

- 11 Devin Hester, 2006-13
- Keith Ortego, 1985-87
- 9 George McAfee, 1940-41, 45-50

Returns, game

- 6 George McAfee, at LA Rams, 12/17/50
- 5 Keith Ortego, vs. NYG, 1/5/86
- Lew Barnes, vs. WAS, 1/3/87
- 4 Keith Ortego, vs. LA Rams, 1/12/86
- Keith Molesworth, at NYG, 12/9/34

Yards, career

- 108 George McAfee, 1940-41, 45-50
- 100 Keith Molesworth, 1931-38
- 94 Hugh Gallarneau, 1941-46

Yards, game

- 81 Hugh Gallarneau, vs. GB, 12/14/41
- 79 George McAfee, at LA Rams, 12/17/50
- 67 Keith Molesworth, at NYG, 12/9/34

Touchdowns, career

- 1 Shaun Gayle (5 yards), vs. NYG, 1/5/86
- Hugh Gallarneau (81 yards), vs. GB, 12/14/41

Long

- 81t Hugh Gallarneau, vs. GB, 12/14/41
- 28 Keith Molesworth, at NYG, 12/9/34
- 26 Devin Hester, vs. SEA, 1/16/11

KICKOFF RETURNS

Returns, career

- 17 Dennis Gentry, 1982-92
- 10 Willie Gault, 1983-87
- 9 Devin Hester, 2006-13

Returns, game

- 7 Don Bingham, at NYG, 12/30/56
- 6 Autry Denson, vs. PHI, 1/19/02
- 5 Rashied Davis, vs. CAR, 1/15/06
- Nate Lewis, at SF, 1/7/95

Yards, career

- 435 Dennis Gentry, 1982-92
- 214 Devin Hester, 2006-13
- 191 Willie Gault, 1983-87

Yards, game

- 127 Dennis Gentry, vs. WAS, 1/3/87
- 125 Nate Lewis, at SF, 1/7/95
- 120 Autry Denson, vs. PHI, 1/19/02



Touchdowns, career

- 1 Devin Hester, 2006-13

Long

- 92t Devin Hester, vs. IND, 2/4/07
- 60 Dennis Gentry, vs. WAS, 1/3/87
- 49 Dennis Gentry, vs. WAS, 1/10/88

INTERCEPTIONS

Interceptions, career

- 4 George McAfee, 1940-41, 45-50
Clyde Turner, 1940-52
- 3 Mike Richardson, 1983-88
Sid Luckman, 1939-50

Interceptions, game

- 2 Gary Fencik, at SF, 1/5/85
George McAfee, at NYG, 12/15/46
Dante Magnini, at NYG, 12/15/46
Sid Luckman, vs. WAS, 12/26/43
George Wilson, vs. GB, 12/14/41
Joe Maniacci, at WAS, 12/8/40
- 1 Last: Urlacher/Briggs, vs. GB, 1/23/11

Yards, career

- 68 George McAfee, 1940-41, 45-50
- 61 Larry Morris, 1959-65
- 59 Brian Urlacher, 2000-12

Yards, game

- 61 Larry Morris, vs. NYG, 12/29/63
- 51 Vestee Jackson, vs. PHI, 12/31/88
- 49 Dante Magnani, at NYG, 12/15/46

Touchdowns, career

- 1 Jerry Azumah (39 yards), vs. PHI, 1/19/02
Reggie Phillips (38 yards), vs. NE, 1/26/86
Dante Magnani (19 yards), at NYG, 12/15/46
Hampton Pool (15 yards), at WAS, 12/8/40
George McAfee (34 yards), at WAS, 12/8/40
Clyde Turner (24 yards), at WAS, 12/8/40

Long

- 51 Vestee Jackson, vs. PHI, 12/31/88
- 47 Maurice Douglass vs. PHI, 12/31/88
Jim Morrissey, vs. NE, 1/26/86
- 39 Brian Urlacher, vs. GB, 1/23/11
Jerry Azumah, vs. PHI, 1/19/02

SACKS

Sacks, career

- 10.5 Richard Dent, 1983-93, 95
- 8.0 Dan Hampton, 1979-90
- 5.5 Steve McMichael, 1981-93

Sacks, game

- 3.5 Richard Dent, vs. NYG, 1/5/86
- 3.0 Richard Dent, at WAS, 12/30/84
- 2.0 Trace Armstrong, at MIN, 1/1/95
Otis Wilson, vs. NE, 1/26/86
Dan Hampton, at WAS, 12/30/84
Dan Hampton, at PHI, 12/23/79
- 1.5 Tommie Harris, vs. SEA, 1/16/11



Devin Hester returned the opening kickoff of Super Bowl XLI 92 yards for a touchdown.



Team Postseason Records inclusive of Super Bowl Era only

SCORING

Most Points, Game

- 46 (W) vs. NE (1/26/86)
- 39 (W) vs. NO (1/21/07)
- 35 (W) vs. SEA (1/16/11)
- (W) at MIN (1/1/95)

Fewest Points, Game

- 0 (L) at SF (1/6/85)
- 3 (L) at NYG (1/13/91)
- (L) vs. SF (1/8/89)
- 7 (L) at DAL (12/26/77)

Most Points, Both Teams, Game

- 59 (35-24) vs. SEA (1/16/11)
- (15-44) at SF (1/7/95)
- 56 (46-10) vs. NE (1/26/86)
- 53 (39-14) vs. NO (1/21/07)
- (35-18) at MIN (1/1/95)

Fewest Points, Both Teams, Game

- 21 (21-0) vs. NYG (1/5/86)
- 22 (16-6) vs. NO (1/6/91)
- 23 (0-23) at SF (1/6/85)

Largest Margin of Victory, Game

- 36 (46-10) vs. NE (1/26/86)
- 25 (39-14) vs. NO (1/21/07)
- 24 (24-0) vs. LA Rams (1/12/86)

Most Points, Shutout Victory, Game

- 24 vs. LA Rams (1/12/86)
- 21 vs. NYG (1/5/86)

Most Points Overcome to Win Game

- 3 vs. SEA (1/14/07)
- vs. MIN (1/1/95)
- vs. NE (1/26/86)
- at WAS (12/30/84)

Most Points, Each Half

- 1st: 23 vs. NE (1/26/86)
- 21 vs. SEA (1/16/11)
- vs. SEA (1/14/07)
- 2nd: 23 vs. NO (1/21/07)
- vs. NE (1/26/86)
- 21 at MIN (1/1/95)
- 14 Last: vs. GB (1/23/11)

Most Points, Each Quarter

- 1st: 14 vs. SEA (1/16/11)
- 13 vs. NE (1/26/86)
- 2nd: 14 vs. SEA (1/14/07)
- at MIN (1/1/95)
- 3rd: 21 vs. NE (1/26/86)
- 14 vs. NYG (1/5/86)
- 4th: 21 vs. NO (1/21/07)
- 14 Last: vs. GB (1/23/11)
- OT: 3 vs. SEA (1/14/07)

TOUCHDOWNS

Most Touchdowns, Game

- 5 Last: vs. SEA (1/16/11)
- 4 vs. NO (1/21/07)
- 3 Last: vs. SEA (1/14/07)

Fewest Touchdowns, Game

- 0 at NYG (1/13/91)
- vs. SF (1/8/89)
- at SF (1/6/85)
- 1 Last: vs. DAL (12/29/91)

Most Touchdowns, Both Teams, Game

- 8 (5 and 3) vs. SEA (1/16/11)
- (2 and 6) at SF (1/7/95)
- 7 (5 and 2) at MIN (1/1/95)
- 6 Last: (4 and 2) vs. NO (1/21/07)

Fewest Touchdowns, Both Teams, Game

- 1 (1 and 0) vs. NO (1/6/91)
- 2 (2 and 0) vs. PHI (12/31/88)
- (0 and 2) at SF (1/6/85)
- 3 Last: vs. DAL (12/29/91)

FIELD GOALS

Most Field Goals Made, Game

- 3 Last: vs. NO (1/21/07)
- 2 Last: vs. SEA (1/14/07)

Most Field Goals Made, Both Teams, Game

- 6 (2 and 4) vs. PHI (12/31/88)
- 5 (1 and 4) vs. PHI (1/19/02)
- (3 and 2) vs. NO (1/6/91)
- 4 Last: (2 and 2) vs. WAS (1/3/87)

Most Field Goals Attempted, Game

- 4 vs. NO (1/6/91)
- vs. PHI (12/31/88)
- 3 Last: vs. NO (1/21/07)

Most Field Goals Attempted, Both Teams, Game

- 9 (4 and 5) vs. PHI (12/31/88)
- 8 (4 and 4) vs. NO (1/6/91)
- 6 (3 and 3) vs. WAS (1/3/87)

FIRST DOWNS

OVERALL FIRST DOWNS

Most First Downs, Game

- 26 vs. DAL (12/29/91)
- 23 vs. CAR (1/15/06)
- vs. NE (1/26/86)
- 21 vs. SEA (1/16/11)
- vs. SEA (1/14/07)

Fewest First Downs, Game

- 10 vs. PHI (1/19/02)
- 11 at NYG (1/13/91)
- vs. IND (2/4/07)
- 13 Last: vs. LA Rams (1/12/86)



Most First Downs, Both Teams, Game

- 47 (20 and 27) at SF (1/7/95)
- 44 (23 and 21) vs. CAR (1/15/06)
- 41 (26 and 15) vs. DAL (12/29/91)

Fewest First Downs, Both Teams, Game

- 22 (13 and 9) vs. LA Rams (1/12/86)
- 27 (17 and 10) vs. NYG (1/5/86)
- 29 (10 and 19) vs. PHI (1/19/02)
- (18 and 11) vs. NO (1/6/91)

FIRST DOWNS BY RUSHING

Most First Downs, Rushing, Game

- 13 vs. NE (1/26/86)
- 12 vs. NO (1/21/07)
- vs. DAL (12/29/91)
- 11 vs. SEA (1/16/11)

Fewest First Downs, Rushing, Game

- 0 at NYG (1/13/91)
- 3 vs. IND (2/4/07)
- 4 at SF (1/7/95)
- at DAL (12/26/77)

Most First Downs, Rushing, Both Teams, Game

- 20 (8 and 12) vs. SEA (1/14/07)
- 18 (12 and 6) vs. DAL (12/29/91)
- (9 and 9) at SF (1/6/85)
- 17 Last: (4 and 13) at SF (1/7/95)

Fewest First Downs, Rushing, Both Teams, Game

- 8 (5 and 3) at MIN (1/1/95)
- 9 (8 and 1) vs. PHI (12/31/88)
- 10 (5 and 5) vs. LA Rams (1/12/86)
- (9 and 1) vs. NYG (1/5/86)

FIRST DOWNS BY PASSING

Most First Downs, Passing, Game

- 14 vs. DAL (12/29/91)
- 13 at SF (1/7/95)
- 11 Last: vs. GB (1/23/11)

Fewest First Downs, Passing, Game

- 2 vs. PHI (1/19/02)
- 3 at SF (1/6/85)
- 5 vs. WAS (1/3/87)

Most First Downs, Passing, Both Teams, Game

- 29 (11 and 18) at MIN (1/1/95)
- 27 (6 and 21) vs. PHI (12/31/88)
- 25 (14 and 11) vs. CAR (1/15/06)

Fewest First Downs, Passing, Both Teams, Game

- 11 (8 and 3) vs. LA Rams (1/12/86)
- 13 (5 and 8) vs. WAS (1/3/87)
- 15 Last: (2 and 13) vs. PHI (1/19/02)

Team Postseason Records inclusive of Super Bowl Era only

FIRST DOWNS BY PENALTY

Most First Downs, Penalty, Game

- 6 vs. CAR (1/15/06)
- 3 vs. SEA (1/14/07)
- at SF (1/7/95)
- 2 Last: vs. PHI (1/19/02)

Most First Downs, Penalty, Both Teams, Game

- 7 (6 and 1) vs. CAR (1/15/06)
- 6 (3 and 3) at SF (1/7/95)
- 4 (1 and 3) vs. GB (1/23/11)
- (1 and 3) vs. WAS (1/3/87)

NET YARDS GAINED

Most Net Yards Gained, Game

- 437 vs. SEA (1/16/11)
- 408 vs. NE (1/26/86)
- 372 vs. DAL (12/29/91)

Fewest Net Yards Gained, Game

- 184 vs. PHI (1/19/02)
- 186 at SF (1/6/85)
- 220 vs. WAS (1/3/87)

Most Net Yards Gained, Both Teams, Game

- 771 (341 and 430) vs. PHI (12/31/88)
- 716 (282 and 434) vs. CAR (1/15/06)
- 715 (340 and 375) vs. NO (1/21/07)

Fewest Net Yards Gained, Both Teams, Game

- 362 (232 and 130) vs. LA Rams (1/12/86)
- 520 (184 and 336) vs. PHI (1/19/02)
- (232 and 288) at NYG (1/13/91)
- 522 (220 and 302) vs. WAS (1/3/87)

OFFENSIVE PLAYS

Most Offensive Plays, Game

- 82 vs. DAL (12/29/91)
- 77 vs. SEA (1/16/11)
- 76 vs. NE (1/26/86)

Fewest Offensive Plays, Game

- 47 vs. PHI (1/19/02)
- 48 vs. IND (2/4/07)
- 52 at NYG (1/13/91)

Most Offensive Plays, Both Teams, Game

- 142 (75 and 67) vs. SEA (1/14/07)
- 137 (77 and 60) vs. SEA (1/16/11)
- 136 (72 and 64) vs. NO (1/21/07)
- (54 and 82) at MIN (1/1/95)

Fewest Offensive Plays, Both Teams, Game

- 119 (55 and 64) at DAL (12/26/77)
- 120 (47 and 73) vs. PHI (1/19/02)
- (52 and 68) at NYG (1/13/91)
- 121 (61 and 60) vs. LA Rams (1/12/86)
- (66 and 55) vs. NYG (1/5/86)



Team Postseason Records inclusive of Super Bowl Era only

YARDS PER PLAY**Highest Yards Per Play Average, Game**

- 5.98 (341 yds, 57 plays) vs. PHI (12/31/88)
- 5.70 (308 yds, 54 plays) at MIN (1/1/95)
- 5.67 (437 yds, 77 plays) vs. SEA (1/16/11)

Lowest Yards Per Play Average, Game

- 2.95 (186 yds, 63 plays) at SF (1/6/85)
- 3.58 (247 yds, 69 plays) at SF (1/7/95)
- 3.80 (232 yds, 61 plays) vs. LA Rams (1/12/86)

Highest Yards Per Play Average, Both Teams, Game

- 5.84 (771 yds, 132 plays) vs. PHI (12/31/88)
- 5.38 (695 yds, 129 plays) vs. IND (2/4/07)
- 5.36 (713 yds, 133 plays) vs. SEA (1/16/11)

Lowest Yards Per Play Average, Both Teams, Game

- 2.99 (362 yds, 121 plays) vs. LA Rams (1/12/86)
- 4.05 (522 yds, 129 plays) vs. WAS (1/3/87)
- 4.08 (531 yds, 130 plays) vs. NE (1/26/86)

RUSHING**RUSHING ATTEMPTS****Most Rushing Attempts, Game**

- 49 vs. NE (1/26/86)
- 46 vs. NO (1/21/07)
- 45 vs. SEA (1/16/11)

Fewest Rushing Attempts, Game

- 16 at NYG (1/13/91)
- 18 at SF (1/7/95)
- 19 vs. IND (2/4/07)

Most Rushing Attempts, Both Teams, Game

- 75 (27 and 48) at DAL (12/26/77)
- 66 (29 and 37) at PHI (12/23/79)
- 65 (34 and 31) vs. SEA (1/14/07)

Fewest Rushing Attempts, Both Teams, Game

- 49 (30 and 19) at MIN (1/1/95)
- (33 and 16) vs. PHI (12/31/88)
- 54 (23 and 31) vs. PHI (1/19/02)
- 55 (18 and 37) at SF (1/7/95)

RUSHING YARDS GAINED**Most Rushing Yards Gained, Game**

- 196 vs. NO (1/21/07)
- 189 vs. NO (1/6/91)
- 176 vs. SEA (1/16/11)

Fewest Rushing Yards Gained, Game

- 27 at NYG (1/13/91)
- 39 at SF (1/7/95)
- 81 at DAL (12/26/77)

Most Rushing Yards Gained, Both Teams, Game

- 314 (81 and 233) at DAL (12/26/77)
- 308 (149 and 159) at SF (1/6/85)
- 302 (111 and 191) vs. IND (2/4/07)

Fewest Rushing Yards Gained, Both Teams, Game

- 143 (94 and 49) at MIN (1/1/95)
- 174 (167 and 7) vs. NE (1/26/86)
- 177 (91 and 86) vs. LA Rams (1/12/86)

YARDS PER CARRY**Highest Yards Per Carry Average, Game**

- 5.84 (111 yds, 19 carries) vs. IND (2/4/07)
- 4.97 (164 yds, 33 carries) vs. PHI (12/31/88)
- 4.83 (111 yds, 23 carries) vs. PHI (1/19/02)

Lowest Yards Per Carry Average, Game

- 1.69 (27 yds, 16 carries) at NYG (1/13/91)
- 2.17 (39 yds, 18 carries) at SF (1/7/95)
- 2.76 (91 yds, 33 carries) vs. LA Rams (1/12/86)

Highest Yards Per Carry Average, Both Teams, Game

- 5.05 (308 yds, 61 carries) at SF (1/6/85)
- 4.95 (302 yds, 61 carries) vs. IND (2/4/07)
- 4.41 (216 yds, 49 carries) vs. PHI (12/31/88)

Lowest Yards, Per Carry Average, Both Teams

- 2.90 (174 yds, 60 carries) vs. NE (1/26/86)
- 2.92 (143 yds, 49 carries) at MIN (1/1/95)
- 3.00 (177 yds, 59 carries) vs. LA Rams (1/12/86)

RUSHING TOUCHDOWNS**Most Rushing Touchdowns, Game**

- 4 vs. NE (1/26/86)
- 3 vs. SEA (1/16/11)
- vs. NO (1/21/07)
- 2 Last: vs. SEA (1/14/07)

Fewest Rushing Touchdowns, Game

- 0 10 times; Last: vs. IND (2/04/07)

Most Rushing Touchdowns, Both Teams, Game

- 6 (1 and 5) at SF (1/7/95)
- 4 (2 and 2) vs. SEA (1/14/07)
- (4 and 0) vs. NE (1/26/86)
- 3 Last: (1 and 2) vs. GB (1/23/11)

Fewest Rushing Touchdowns, Both Teams, Game

- 0 vs. NO (1/6/91)
- vs. NYG (1/5/86)
- 1 Seven times; Last: vs. IND (2/4/07)

PASSING**ATTEMPTS****Most Passing Attempts, Game**

- 47 at SF (1/7/95)
- 45 vs. DAL (12/29/91)
- vs. SF (1/8/89)
- 41 Last: vs. CAR (1/15/06)

Fewest Passing Attempts, Game

- 17 at WAS (12/30/84)
- 21 vs. NYG (1/5/86)
- 22 Last: vs. PHI (1/19/02)



Most Passing Attempts, Both Teams, Game

- 84 (23 and 61) at MIN (1/1/95)
- 78 (23 and 55) vs. PHI (12/31/88)
- 75 (29 and 46) vs. SEA (1/16/11)
- (26 and 49) vs. NO (1/21/07)

Fewest Passing Attempts, Both Teams, Game

- 39 (25 and 14) at DAL (12/26/77)
- 53 (36 and 17) at NYG (1/13/91)
- (30 and 23) at PHI (12/23/79)
- 56 (25 and 31) vs. LA Rams (1/12/86)
- (21 and 35) vs. NYG (1/5/86)

COMPLETIONS

Most Completions, Game

- 29 at SF (1/7/95)
- 23 vs. DAL (12/29/91)
- 21 vs. SEA (1/14/07)

Fewest Completions, Game

- 10 at WAS (12/30/84)
- 11 Last: vs. NO (1/21/07)

Most Completions, Both Teams, Game

- 48 (15 and 33) at MIN (1/1/95)
- 47 (29 and 18) at SF (1/7/95)
- 45 (20 and 25) vs. IND (2/4/07)

Fewest Completions, Both Teams, Game

- 23 (15 and 8) vs. NO (1/6/91)
- 25 (11 and 14) vs. NYG (1/5/86)
- (13 and 12) at PHI (12/23/79)
- 26 (11 and 15) vs. WAS (1/3/87)
- (16 and 10) vs. LA Rams (1/12/86)

Highest Completion Percentage, Game

- 71.4% (20-28) vs. IND (2/4/07)
- 65.2% (15-23) at MIN (1/1/95)
- 64.0% (16-25) vs. LA Rams (1/12/86)

Lowest Completion Percentage, Game

- 35.5% (11-31) vs. WAS (1/3/87)
- 41.5% (17-41) vs. CAR (1/15/06)
- 42.3% (11-26) vs. NO (1/21/07)

Highest Completion Percentage, Both Teams, Game

- 68.8% (45-66) vs. IND (2/4/07)
- 64.4% (47-73) at SF (1/7/95)
- 59.7% (37-62) vs. PHI (1/19/02)

Lowest Completion Percentage, Both Teams, Game

- 40.0% (24-60) vs. NO (1/6/91)
- 41.3% (26-63) vs. WAS (1/3/87)
- 44.6% (25-56) vs. NYG (1/5/86)

NET PASSING YARDS GAINED

Most Net Passing Yards, Game

- 261 vs. SEA (1/16/11)
- 251 vs. SEA (1/14/07)
- 241 vs. NE (1/26/86)

Team Postseason Records inclusive of Super Bowl Era only

Fewest Net Passing Yards, Game

- 37 at SF (1/6/85)
- 73 vs. PHI (1/19/02)
- 127 vs. WAS (1/3/87)

Most Net Passing Yards, Both Teams, Game

- 555 (177 and 378) vs. PHI (12/31/88)
- 554 (214 and 340) at MIN (1/1/95)
- 503 (261 and 242) vs. SEA (1/16/11)

Fewest Net Passing Yards, Both Teams, Game

- 185 (141 and 44) vs. LA Rams (1/12/86)
- 265 (37 and 228) at SF (1/6/85)
- 275 (143 and 132) at DAL (12/26/77)

SACKS

Fewest Times Sacked, Game

- 0 Last: vs. NO (1/21/07)
- 1 Last: vs. IND (2/4/07)

Most Times Sacked, Game

- 9 at SF (1/6/85)
- 5 vs. WAS (1/10/88)
- at WAS (12/30/84)
- 4 at SF (1/7/95)

Fewest Times Sacked, Both Teams, Game

- 2 (1 and 1) vs. IND (2/4/07)
- (0 and 2) vs. SF (1/8/89)
- 3 Last: (2 and 1) vs. GB (1/23/11)

Most Times Sacked, Both Teams, Game

- 12 (5 and 7) at WAS (12/30/84)
- (9 and 3) at SF (1/6/85)
- 10 (3 and 7) vs. NE (1/26/86)

GROSS YARDS GAINED

Most Gross Passing Yards, Game

- 282 vs. SEA (1/14/07)
- 274 vs. SEA (1/16/11)
- 256 vs. NE (1/26/86)

Fewest Gross Passing Yards, Game

- 87 at SF (1/6/85)
- 89 vs. PHI (1/19/02)
- 134 vs. WAS (1/3/87)

Most Gross Passing Yards, Both Teams, Game

- 592 (185 and 407) vs. PHI (12/31/88)
- 572 (221 and 351) at MIN (1/1/95)
- 532 (274 and 258) vs. SEA (1/16/11)

Fewest Gross Passing Yards, Both Teams, Game

- 230 (164 and 66) vs. LA Rams (1/12/86)
- 311 (177 and 134) at DAL (12/26/77)
- 317 (205 and 112) at NYG (1/13/91)



Team Postseason Records inclusive of Super Bowl Era only

TOUCHDOWNS**Most Passing Touchdowns, Game**

- 3 at WAS (12/30/84)
- 2 3 times; Last: vs. SEA (1/16/11)
- 1 11 times; Last: vs. IND (2/4/07)

Fewest Passing Touchdowns, Game

- 0 Six times; Last vs. vs. PHI (1/19/02)

Most Passing Touchdowns, Both Teams, Game

- 5 (2 and 3) vs. SEA (1/16/11)
- 4 (1 and 3) vs. CAR (1/15/06)
- (2 and 2) at MIN (1/1/95)
- 3 5 times; Last: (1 and 2) vs. NO (1/21/07)

Fewest Passing Touchdowns, Both Teams, Game

- 1 6 times; Last: (1 and 0) vs. GB (1/23/11)

INTERCEPTIONS**Fewest Interceptions Thrown, Game**

- 0 Last: vs. NO (1/21/07)

Most Interceptions Thrown, Game

- 4 at DAL (12/26/77)
- 3 vs. GB (1/23/11)
- vs. PHI (1/19/02)
- vs. PHI (12/31/88)
- vs. WAS (1/10/88)
- 2 Last: vs. IND (2/4/07)

Fewest Interceptions Thrown, Both Teams, Game

- 0 vs. NYG (1/5/86)
- 1 Four times; Last: (0 and 1) vs. NO (1/21/07)

Most Interceptions Thrown, Both Teams, Game

- 6 (3 and 3) vs. PHI (12/31/88)
- 5 (3 and 2) vs. GB (1/23/11)
- (4 and 1) at DAL (12/26/77)
- 4 (3 and 1) vs. PHI (1/19/02)
- (3 and 1) vs. WAS (1/10/88)

PUNTING**PUNTS****Most Punts, Game**

- 10 vs. LA Rams (1/12/86)
- 9 vs. GB (1/23/11)
- 7 Last: vs. NO (1/21/07)

Fewest Punts, Game

- 1 vs. DAL (12/29/91)
- 2 at NYG (1/13/91)
- vs. NO (1/6/91)
- vs. PHI (12/31/88)
- 3 at MIN (1/1/95)

Most Punts, Both Teams, Game

- 21 (10 and 11) vs. LA Rams (1/12/86)
- 17 (9 and 8) vs. GB (1/23/11)
- 15 (6 and 9) vs. NYG (1/5/86)

Fewest Punts, Both Teams, Game

- 4 (1 and 3) vs. DAL (12/29/91)
- 5 (2 and 3) at NYG (1/13/91)
- (2 and 3) vs. NO (1/6/91)
- 6 (4 and 2) at SF (1/7/95)
- (2 and 4) vs. PHI (12/31/88)

GROSS PUNT AVERAGE**Highest Gross Punt Average (MIN. 3 punts), Game**

- 47.43 (7 punts, 332 yds) vs. NO (1/21/07)
- 45.20 (5 punts, 226 yds) vs. IND (2/4/07)
- 43.25 (4 punts, 173 yds) vs. NE (1/26/86)

Lowest Gross Punt Average (MIN. 3 punts), Game

- 31.43 (7 punts, 220 yds) vs. SF (1/8/89)
- 35.14 (7 punts, 246 yds) vs. CAR (1/15/06)
- 36.30 (10 punts, 363 yds) vs. LA Rams (1/12/86)

PUNT RETURNS**RETURNS****Most Punt Returns, Game**

- 6 vs. NYG (1/5/86)
- 5 vs. WAS (1/3/87)
- vs. LA Rams (1/12/86)
- 4 vs. GB (1/23/11)

Fewest Punt Returns, Game

- 0 at SF (1/7/95)
- at PHI (12/23/79)
- 1 Five times; Last: vs. IND (2/4/07)

Most Punt Returns, Both Teams, Game

- 9 (5 and 4) vs. LA Rams (1/12/86)
- 8 (5 and 3) vs. WAS (1/3/87)
- (6 and 2) vs. NYG (1/5/86)
- 7 (4 and 3) vs. GB (1/23/11)

Fewest Punt Returns, Both Teams, Game

- 1 (1 and 0) at MIN (1/1/95)
- 2 (0 and 2) at SF (1/7/95)
- (2 and 0) vs. DAL (12/29/91)
- (1 and 1) vs. PHI (12/31/88)
- 3 (2 and 1) at NYG (1/13/91)
- (2 and 1) vs. NO (1/6/91)

PUNT RETURN YARDS GAINED**Most Punt Return Yards, Game**

- 38 vs. GB (1/23/11)
- 30 vs. SEA (1/16/11)
- 27 vs. WAS (1/3/87)
- vs. NYG (1/5/86)



Fewest Punt Return Yards, Game

- 0 at SF (1/7/95)
vs. PHI (12/31/88)
at PHI (12/23/79)
- 1 vs. CAR (1/15/06)
at MIN (1/1/95)
vs. SF (1/8/89)

Most Punt Return Yards, Both Teams, Game

- 81 (12 and 69) at SF (1/6/85)
- 77 (12 and 65) vs. WAS (1/10/88)
- 51 (38 and 13) vs. GB (1/23/11)
(0 and 51) at PHI (12/23/79)

Fewest Punt Return Yards, Both Teams, Game

- 0 (1 and -1) vs. CAR (1/15/06)
- 1 (1 and 0) at MIN (1/1/95)
- 3 (0 and 3) vs. PHI (12/31/88)

PUNT RETURN AVERAGE

Highest Punt Return Average (MIN. 2 returns), Game

- 15.0 (2 returns, 30 yds) vs. SEA (1/16/11)
- 12.0 (2 returns, 24 yds) vs. NO (1/21/07)
- 10.0 (2 returns, 20 yds) vs. NE (1/26/86)

Lowest Punt Return Average (MIN. 2 returns), Game

- 0.5 (2 returns, 1 yd) vs. CAR (1/15/06)
- 1.5 (2 returns, 3 yds) at NYG (1/13/91)
- 1.7 (3 returns, 5 yds) vs. SEA (1/14/07)

PUNT RETURN TOUCHDOWNS

Most Punt Return Touchdowns, Game

- 1 vs. NYG (1/5/86)

Most Punt Return Touchdowns, Both Teams, Game

- 1 (0 and 1) vs. WAS (1/10/88)
(1 and 0) vs. NYG (1/5/86)

KICKOFF RETURNS

RETURNS

Most Kickoff Returns, Game

- 8 vs. PHI (1/19/02)
at DAL (12/26/77)
- 6 Last: vs. IND (2/4/07)

Fewest Kickoff Returns, Game

- 1 Last: vs. NO (1/6/91)
- 3 Last: vs. SEA (1/16/11)

Most Kickoff Returns, Both Teams, Game

- 12 (8 and 4) vs. PHI (1/19/02)
- 11 (4 and 7) vs. NE (1/26/86)
- 10 Last: (6 and 4) vs. IND (2/4/07)

Fewest Kickoff Returns, Both Teams, Game

- 5 Last: (1 and 4) vs. WAS (1/10/88)
- 6 Last: vs. DAL (12/29/91)

Team Postseason Records inclusive of Super Bowl Era only

KICKOFF RETURN YARDS

Most Kickoff Return Yards, Game

- 180 vs. PHI (1/19/02)
- 162 at DAL (12/26/77)
- 159 vs. WAS (1/3/87)

Fewest Kickoff Return Yards, Game

- 21 vs. NYG (1/5/86)
- 22 vs. LA Rams (1/12/86)
- 24 vs. SEA (1/16/11)

Most Kickoff Return Yards, Both Teams, Game

- 264 (180 and 84) vs. PHI (1/19/02)
- 239 (73 and 166) vs. SEA (1/14/07)
- 232 (132 and 100) vs. CAR (1/15/06)

Fewest Kickoff Return Yards, Both Teams, Game

- 82 (67 and 15) at SF (1/6/85)
- 85 (29 and 56) vs. WAS (1/10/88)
- 93 (59 and 34) vs. DAL (12/29/91)

KICKOFF RETURN AVERAGE

Highest Kickoff Return Avg. (MIN. 2 returns), Game

- 26.5 (6 returns, 159 yds) vs. WAS (1/3/87)
- 24.7 (3 returns, 74 yds) at WAS (12/30/84)
- 23.0 (6 returns, 138 yds) vs. IND (2/4/07)

Lowest Kickoff Return Avg. (MIN. 2 returns), Game

- 8.0 (3 returns, 24 yds) vs. SEA (1/16/11)
- 12.3 (4 returns, 49 yds) vs. NE (1/26/86)
- 13.0 (3 returns, 39 yds) vs. NO (1/21/07)

PENALTIES

PENALTIES

Fewest Penalties, Game

- 1 vs. NO (1/21/07)
vs. PHI (1/19/02)
vs. PHI (12/31/88)
- 2 vs. NYG (1/5/86)
- 3 vs. SF (1/8/89)

Most Penalties, Game

- 9 vs. GB (1/23/11)
- 8 vs. SEA (1/16/11)
- 7 vs. NO (1/6/91)
vs. NE (1/26/86)
at SF (1/6/85)

Fewest Penalties, Both Teams, Game

- 3 (3 and 0) vs. SF (1/8/89)
- 6 (4 and 2) vs. DAL (12/29/91)
(4 and 2) at NYG (1/13/91)
(2 and 4) vs. NYG (1/5/86)
- 7 Three times; Last: vs. PHI (1/19/02)



Team Postseason Records inclusive of Super Bowl Era only

Most Penalties, Both Teams, Game

- 17 (6 and 11) at MIN (1/1/95)
- 15 (9 and 6) vs. GB (1/23/11)
- 13 (4 and 9) vs. CAR (1/15/06)
- (6 and 7) at WAS (12/30/84)

PENALTY YARDS

Fewest Penalty Yards, Game

- 5 vs. NO (1/21/07)
- vs. PHI (1/19/02)
- vs. PHI (12/31/88)
- 16 vs. DAL (12/29/91)
- 19 vs. CAR (1/15/06)

Most Penalty Yards, Game

- 89 vs. GB (1/23/11)
- 71 vs. SEA (1/16/11)
- 57 vs. NO (1/6/91)

Fewest Penalty Yards, Both Teams, Game

- 32 (16 and 16) vs. DAL (12/29/91)
- 35 (35 and 0) vs. SF (1/8/89)
- 45 (30 and 15) at NYG (1/13/91)
- (20 and 25) vs. NYG (1/5/86)

Most Penalty Yards, Both Teams, Game

- 129 (89 and 40) vs. GB (1/23/11)
- 115 (30 and 85) at MIN (1/1/95)
- 107 (42 and 65) vs. WAS (1/3/87)

FUMBLES

FUMBLES

Fewest Fumbles, Game

- 0 vs. CAR (1/15/06)
- at NYG (1/13/91)
- vs. NYG (1/5/86)
- 1 Eight times; Last: vs. GB (1/23/11)

Most Fumbles, Game

- 4 vs. IND (2/4/07)
- vs. SEA (1/14/07)
- 3 Four times; Last: vs. WAS (1/3/87)

Fewest Fumbles, Both Teams, Game

- 1 (1 and 0) vs. PHI (1/19/02)
- (0 and 1) at NYG (1/13/91)
- (1 and 0) vs. PHI (12/31/88)
- 2 (1 and 1) vs. WAS (1/10/88)
- (1 and 1) at SF (1/6/85)

Most Fumbles, Both Teams, Game

- 7 (3 and 4) vs. NE (1/26/86)
- (3 and 4) vs. LA Rams (1/12/86)
- 6 (4 and 2) vs. IND (2/4/07)
- 5 Five times; Last: at SF (1/7/95)

LOST FUMBLES

Fewest Lost Fumbles, Game

- 0 Nine times; Last: vs. GB (1/23/11)

Most Lost Fumbles, Game

- 3 vs. IND (2/4/07)
- at DAL (12/26/77)
- 2 vs. WAS (1/3/87)
- vs. NE (1/26/86)
- 1 Ten times; Last: vs. SEA (1/14/07)

Fewest Lost Fumbles, Both Teams, Game

- 0 Five times; Last: vs. GB (1/23/11)
- 1 Eight times; Last: vs. SEA (1/14/07)

Most Lost Fumbles, Both Teams, Game

- 6 (2 and 4) vs. NE (1/26/86)
- 5 (3 and 2) vs. IND (2/4/07)
- (3 and 2) at DAL (12/26/77)
- 3 Four times; Last: vs. NO (1/21/07)



SCORING

SCORING

Fewest Points Allowed, Game

- 0 (W) vs. LA Rams (1/12/86)
(W) vs. NYG (1/5/86)
- 6 (W) vs. NO (1/6/91)
- 10 (W) vs. NE (1/26/86)

Most Points Allowed, Game

- 44 (L) at SF (1/7/95)
- 37 (L) at DAL (12/26/77)
- 33 (L) vs. PHI (1/19/02)

Fewest Touchdowns Allowed, Game

- 0 vs. NO (1/6/91)
vs. PHI (12/31/88)
vs. LA Rams (1/12/86)
vs. NYG (1/5/86)
- 1 vs. NE (1/26/86)

Most Touchdowns Allowed, Game

- 6 at SF (1/7/95)
- 4 at NYG (1/13/91)
vs. SF (1/8/89)
at DAL (12/26/77)
- 3 Last: vs. SEA (1/14/07)

TAKEAWAYS

TOTAL TAKEAWAYS

Most Takeaways, Game

- 6 vs. NE (1/26/86)
- 4 vs. NO (1/21/07)
at MIN (1/1/95)
- 3 Last: vs. IND (2/4/07)

Fewest Takeaways, Game

- 0 vs. SEA (1/16/11)
vs. DAL (12/29/91)
- 1 Last: vs. SEA (1/14/07)

INTERCEPTIONS

Most Passes Intercepted By, Game

- 3 vs. NO (1/6/91)
vs. PHI (12/31/88)
- 2 vs. GB (1/23/11)
at MIN (1/1/95)
vs. NE (1/26/86)
at SF (1/6/85)

Fewest Passes Intercepted By, Game

- 0 vs. SEA (1/16/11)
at SF (1/7/95)
vs. DAL (12/29/91)
at NYG (1/13/91)
vs. SF (1/8/89)
vs. NYG (1/5/86)

Team Postseason Records inclusive of Super Bowl Era only

FUMBLE RECOVERIES

Most Opponent Fumbles Recovered, Game

- 4 vs. NE (1/26/86)
- 3 vs. NO (1/21/07)
- 2 Six times; Last: vs. IND (2/4/07)

FIRST DOWNS

TOTAL FIRST DOWNS

Fewest First Downs Allowed, Game

- 9 vs. LA Rams (1/12/86)
- 10 vs. NYG (1/5/86)
- 11 vs. NO (1/6/91)

Most First Downs Allowed, Game

- 27 at SF (1/7/95)
- 25 at SF (1/6/85)
- 24 vs. IND (2/4/07)

RUSHING FIRST DOWNS

Fewest Rushing First Downs Allowed, Game

- 1 Four times; Last: vs. SEA (1/16/11)
- 2 vs. NO (1/6/91)
- 3 vs. NO (1/21/07)
at MIN (1/1/95)

Most Rushing First Downs Allowed, Game

- 16 at NYG (1/13/91)
- 13 at SF (1/7/95)
at DAL (12/26/77)
- 12 vs. IND (2/4/07)
vs. SEA (1/14/07)

PASSING FIRST DOWNS

Fewest Passing First Downs Allowed, Game

- 3 vs. LA Rams (1/12/86)
- 6 vs. SEA (1/14/07)
- 7 vs. DAL (12/29/91)

Most Passing First Downs Allowed, Game

- 21 vs. PHI (12/31/88)
- 18 at MIN (1/1/95)
- 14 vs. SEA (1/16/11)
vs. CAR (1/15/06)
at SF (1/6/85)
at WAS (12/30/84)

FIRST DOWNS BY PENALTY

Fewest First Downs Allowed By Penalties, Game

- 0 Seven times; Last: vs. NO (1/21/07)

Most First Downs Allowed By Penalties, Game

- 3 vs. GB (1/23/11)
vs. SEA (1/16/11)
at SF (1/7/95)
vs. WAS (1/3/87)
- 2 Six times; Last: vs. DAL (12/29/91)



Team Postseason Records inclusive of Super Bowl Era only

NET YARDS

NET YARDS ALLOWED

Fewest Net Yards Allowed, Game

- 123 vs. NE (1/26/86)
- 130 vs. LA Rams (1/12/86)
- 181 vs. NYG (1/5/86)

Most Net Yards Allowed, Game

- 434 vs. CAR (1/15/06)
- 430 vs. IND (2/4/07)
- vs. PHI (12/31/88)
- 406 vs. SF (1/8/89)

RUSHING

RUSHING YARDS

Fewest Rushing Yards Allowed, Game

- 7 vs. NE (1/26/86)
- 32 vs. NYG (1/5/86)
- 34 vs. SEA (1/16/11)

Most Rushing Yards Allowed, Game

- 233 at DAL (12/26/77)
- 194 at NYG (1/13/91)
- 191 vs. IND (2/4/07)

RUSHING TOUCHDOWNS

Fewest Rushing Touchdowns Allowed, Game

- 0 10 times; Last: vs. SEA (1/16/11)

Most Rushing Touchdowns Allowed, Game

- 5 at SF (1/7/95)
- 3 at DAL (12/26/77)
- 2 vs. GB (1/23/11)
- vs. SEA (1/14/07)
- at NYG (1/13/91)
- at WAS (12/30/84)

PASSING

PASSING ATTEMPTS

Fewest Passing Attempts Allowed, Game

- 14 at DAL (12/26/77)
- 17 at NYG (1/13/91)
- 18 vs. DAL (12/29/91)

Most Passing Attempts Allowed, Game

- 61 at MIN (1/1/95)
- 55 vs. PHI (12/31/88)
- 49 vs. NO (1/21/07)

COMPLETIONS

Fewest Completions Allowed, Game

- 8 at DAL (12/26/77)
- 9 vs. DAL (12/29/91)
- 10 at NYG (1/13/91)
- vs. LA Rams (1/12/86)

Most Completions Allowed, Game

- 33 at MIN (1/1/95)
- 27 vs. NO (1/21/07)
- vs. PHI (12/31/88)
- 26 vs. SEA (1/16/11)
- vs. PHI (1/19/02)

GROSS PASSING YARDS

Fewest Gross Passing Yards Allowed, Game

- 66 vs. LA Rams (1/12/86)
- 112 at NYG (1/13/91)
- 134 at DAL (12/26/77)

Most Gross Passing Yards Allowed, Game

- 407 vs. PHI (12/31/88)
- 354 vs. NO (1/21/07)
- 351 at MIN (1/1/95)

NET PASSING YARDS

Fewest Net Passing Yards Allowed, Game

- 44 vs. LA Rams (1/12/86)
- 94 at NYG (1/13/91)
- 116 vs. NE (1/26/86)

Most Net Passing Yards Allowed, Game

- 378 vs. PHI (12/31/88)
- 340 at MIN (1/1/95)
- 319 vs. NO (1/21/07)

PASSING TOUCHDOWNS

Fewest Passing Touchdowns Allowed, Game

- 0 Six times; Last: vs. GB (1/23/11)

Most Passing Touchdowns Allowed, Game

- 3 vs. SEA (1/16/11)
- vs. CAR (1/15/06)
- vs. SF (1/8/89)
- at PHI (12/23/79)
- 2 Five times; Last: vs. NO (1/21/07)

SACKS

SACKS OF OPPOSING QUARTERBACK

Most Sacks of Opposing QB, Game

- 7 vs. NE (1/26/86)
- at WAS (12/30/84)
- 6 vs. NYG (1/5/86)
- 4 vs. PHI (12/31/88)

Fewest Sacks of Opposing QB, Game

- 0 vs. DAL (12/29/91)
- 1 Five times; Last: vs. GB (1/23/11)
- 2 Seven times; Last: vs. PHI (1/19/02)



CAREER COACHING RECORDS

	Years	Overall W-L-T (Pct.)	Regular W-L-T	Post-season W-L
1. George Halas	1920-29; 33-42; 46-55; 58-67	324-151-31 (.682)	318-148-31	6-3
2. Mike Ditka	1982-92	112-68-0 (.622)	106-62-0	6-6
3. Lovie Smith	2004-12	84-66-0 (.560)	81-63-0	3-3
4. Dave Wannstedt	1993-98	41-57-0 (.418)	40-56-0	1-1
5. Dick Jauron	1999-2003	35-46-0 (.432)	35-45-0	0-1
6. Neill Armstrong	1978-81	30-35-0 (.462)	30-34-0	0-1
7. Ralph Jones	1930-32	24-10-7 (.706)	24-10-7	None
8. Heartley "Hunk" Anderson/ Luke Johnsos (co-coaches)	1942-45	24-12-2 (.667)	23-11-2	1-1
9. Jack Pardee	1975-77	20-23-0 (.465)	20-22-0	0-1
10. Jim Dooley	1968-71	20-36-0 (.357)	20-36-0	None
11. John "Paddy" Driscoll	1956-57	14-10-1 (.583)	14-9-1	0-1
12. Marc Trestman	2013-14	13-19 (.406)	13-19-0	None
13. Abe Gibron	1972-74	11-30-1 (.274)	11-30-1	None
14. John Fox	2015-2017	14-34-0 (.292)	14-34-0	None
TOTALS	1920-2017	766-597-42 (.560)	749-579-42	17-18

CAREER SCORING

	Years	Ru	Rec	Ret	PAT	FG	2-Pts	Pts
1. Robbie Gould (k)	2005-15	0	0	0	379/383	276/323	0	1,207
2. Kevin Butler (k)	1985-95	0	0	0	387/397	243/332	0	1,116
3. Walter Payton (hb)	1975-87	110	15	0	0	0	0	750
4. Bob Thomas (k)	1975-84	0	0	0	245/268	128/205	0	629
5. George Blanda (k-qb)	1949-58	5	0	0	247/250	88/201	0	541
6. Paul Edinger (k)	2000-04	0	0	0	133/133	110/146	0	463
7. Mac Percival (k)	1967-73	0	0	0	159/162	99/182	0	456
8. Neal Anderson (rb)	1986-93	51	20	0	0	0	0	426
9. Matt Forté (rb)	2008-15	45	19	0	0	0	6	396
10. Roger Leclerc (k)	1960-66	0	0	0	152/158	75/146	0	377
11. Jack Manders (fb-lb-hb-db-k)	1933-40	11	6	2	133/*	40/*	0	367
12. Rick Casares (fb)	1955-64	49	10	0	0	0	0	354
13. Gale Sayers (rb)	1965-71	39	9	8	0	0	0	336
14. Ken Kavanaugh (e)	1940-41; 45-50	0	50	2	1/1	0	0	313
15. Johnny Lujack (qb-k)	1948-51	21	0	0	130/136	4/9	0	268
16. Jeff Jaeger (k)	1996-99	0	0	0	77/78	63/83	0	266
17. Joey Sternaman (qb-k)	1922-25; 1927-30	21	4	0	56/*	13/*	0	251
18. Harlon Hill (e)	1954-61	0	40	0	0	0	0	240
19. George McAfee (hb-db)	1940-41; 45-50	22	11	6	0	0	0	234
20. Ray "Scooter" McLean (hb-db-k)	1940-47	6	21	3	45/54	0/1	0	225

* figures not available

CAREER INTERCEPTIONS

	Years	Int	Yards	Avg	TD
1. Gary Fencik (s)	1976-87	38	483	12.7	1
2. Richie Petitbon (s)	1959-68	37	643	17.4	3
3. Charles Tillman (cb)	2003-14	36	675	18.8	8
4. Donnell Woolford (cb)	1989-96	32	212	6.6	1
5. Bennie McRae (cb)	1962-70	27	485	18.0	4
6. Dave Whitsell (cb)	1961-66	26	397	15.3	2
7. George McAfee (db)	1940-41; 45-50	25	350	14.0	1
8. JC Caroline (db)	1956-65	24	405	16.9	2
Doug Buffone (lb)	1966-79	24	211	8.8	0
10. Roosevelt Taylor (s)	1961-69	23	414	18.0	3
11. Brian Urlacher (lb)	2000-12	22	324	14.7	2
Dick Butkus (lb)	1965-73	22	166	7.5	0
Allan Ellis (cb)	1973-77; 79-80	22	185	8.4	1



CAREER RUSHING

	Years	Att	Yards	Avg	TD
1. Walter Payton	1975-87	3,838	16,726	4.4	110
2. Matt Forté	2008-15	2,035	8,602	4.2	45
3. Neal Anderson	1986-93	1,515	6,166	4.1	51
4. Rick Casares (fb)	1955-64	1,386	5,657	4.1	49
5. Gale Sayers	1965-71	991	4,956	5.0	39
6. Thomas Jones	2004-06	850	3,493	4.1	22
7. Anthony Thomas	2001-04	858	3,332	3.9	21
8. Roland Harper (fb)	1975-78; 80-82	757	3,044	4.0	15
9. Willie Galimore	1957-63	670	2,985	4.5	26
10. Matt Suhey (fb)	1980-89	829	2,946	3.6	20
11. Ronnie Bull (hb/fb)	1962-70	787	2,871	3.7	9
12. Bronko Nagurski (fb)	1930-37; 43	633	2,778	4.4	18
13. Bobby Douglass (qb)	1969-75	373	2,470	6.6	20
14. Jordan Howard	2016-Present	528	2,435	4.6	15
15. Ray Noling	1936-43	508	2,285	4.5	16
16. Raymont Harris	1994-97	592	2,245	3.8	15
17. George Gulyanics	1947-52	609	2,081	4.1	19
18. Brad Muster (fb)	1988-92	455	2,014	4.4	20
19. James Allen	1998-2001	515	1,978	3.8	4
20. Gary Famiglietti	1938-45	505	1,927	3.8	20
21. Beattie Feathers	1934-37	320	1,846	5.8	14
22. Bill Osmanski (fb)	1939-43; 46-47	368	1,753	4.8	20
23. George McAfee	1940-41; 45-50	341	1,685	4.9	22
24. Rashaan Salaam	1995-97	470	1,682	3.6	13
25. Jim Harbaugh (qb)	1987-93	296	1,609	5.4	15

1,000-YARD RUSHING SEASONS

The Bears have had 31 1,000-yard rushing seasons with Walter Payton accounting for 10 of those including the top eight single-season rushing totals in team history.

CHICAGO BEARS 1,000-YARD RUSHING SEASONS

Rk.	Player	Season	Yards	Rk.	Player	Season	Yards	Rk.	Player	Season	Yards
1.	Walter Payton	1977	1,852	12.	Jordan Howard	2016	1,313	23.	Matt Forté	2012	1,094
2.	Walter Payton	1984	1,684	13.	Neal Anderson	1989	1,275	24.	Neal Anderson	1990	1,078
3.	Walter Payton	1979	1,610	14.	Matt Forté	2008	1,238	25.	Rashaan Salaam	1995	1,074
4.	Walter Payton	1985	1,551	15.	Gale Sayers	1966	1,231	26.	Matt Forté	2010	1,069
5.	Walter Payton	1980	1,460	16.	Walter Payton	1981	1,222	27.	Matt Forté	2014	1,038
6.	Walter Payton	1983	1,421	17.	Thomas Jones	2006	1,210	28.	Raymont Harris	1997	1,033
7.	Walter Payton	1978	1,395	18.	Anthony Thomas	2001	1,183	29.	Gale Sayers	1969	1,032
8.	Walter Payton	1976	1,390	19.	Rick Casares	1956	1,126	30.	Anthony Thomas	2003	1,024
9.	Matt Forté	2013	1,339	20.	Jordan Howard	2017	1,122	31.	Beattie Feathers	1934	1,004
10.	Thomas Jones	2005	1,335	21.	James Allen	2000	1,120				
11.	Walter Payton	1986	1,333	22.	Neal Anderson	1988	1,106				

Number of 1,000-yard rushing seasons: Walter Payton-10, (1976-81, '83-86); Matt Forté-5, (2008, '10, '12-'14); Neal Anderson-3, (1988-90); Thomas Jones-2, (2005-06); Gale Sayers-2, (1966 & '69); Anthony Thomas-2, (2001 & '03); Jordan Howard-2, (2016-17); James Allen-1, (2000); Rick Casares-1, (1956); Beattie Feathers-1, (1934); Raymont Harris-1, (1997); Rashaan Salaam-1, (1995).

CAREER RECEIVING

— YARDS —

	Years	Yards	Receptions	Avg	TD
1. Johnny Morris (wr)	1958-67	5,059	356	14.2	31
2. Harlon Hill (wr)	1954-61	4,616	226	20.4	40
3. Alshon Jeffery (wr)	2012-16	4,549	304	15.0	26
4. Walter Payton (rb)	1975-87	4,538	492	9.2	15
5. Mike Ditka (te)	1961-66	4,503	316	14.3	34
6. Curtis Conway (wr)	1993-99	4,498	329	13.7	31
7. Matt Forté (rb)	2008-15	4,116	487	8.5	19
8. Marty Booker (wr)	1999-2003; 08	3,895	329	11.8	25
9. Willie Gault (wr)	1983-87	3,650	184	19.8	27
10. Ken Kavanaugh (e)	1940-41; 45-50	3,626	162	22.4	50
11. Dick Gordon (wr)	1965-71	3,550	238	14.9	35
12. Brandon Marshall (wr)	2012-14	3,524	279	12.5	31
13. James Scott (wr)	1976-80; 82	3,202	177	18.1	20
14. Jim Dooley (wr)	1952-54; 56-57; 59-62	3,172	211	15.0	16
15. Jim Keane (e)	1946-51	3,031	206	14.7	23
16. Wendell Davis (wr)	1988-93	3,000	207	14.5	14
17. Dennis McKinnon (wr)	1983-85; 87-89	2,840	180	15.8	21
18. Bobby Engram (wr)	1996-2000	2,831	246	11.5	17
19. Bill McColl (e)	1952-59	2,815	201	14.0	25
20. Devin Hester (wr)	2006-13	2,807	217	12.9	14
21. Neal Anderson (rb)	1986-93	2,763	302	9.1	20
22. Emery Moorehead (te)	1981-88	2,730	200	13.7	14
23. Marcus Robinson (wr)	1998-2002	2,695	187	14.4	20
24. Desmond Clark (te)	2003-10	2,639	242	10.9	18
25. Earl Bennett (wr)	2008-13	2,277	185	12.3	12

— RECEPTIONS —

	Years	Catches	Yards	Avg	TD
1. Walter Payton (rb)	1975-87	492	4,538	9.2	15
2. Matt Forté (rb)	2008-15	487	4,116	8.5	19
3. Johnny Morris (wr)	1958-67	356	5,059	14.2	31
4. Marty Booker (wr)	1999-2003; 08	329	3,895	11.8	25
5. Curtis Conway (wr)	1993-99	329	4,498	13.7	31
6. Mike Ditka (te)	1961-66	316	4,503	14.3	34
7. Alshon Jeffery (wr)	2012-16	304	4,549	15.0	26
8. Neal Anderson (rb)	1986-93	302	2,763	9.1	20
9. Brandon Marshall (wr)	2012-14	279	3,524	12.5	31
10. Matt Suhey (fb)	1980-89	259	2,109	8.1	5
11. Bobby Engram (wr)	1996-2000	246	2,831	11.5	17
12. Desmond Clark (te)	2003-10	242	2,639	10.9	18
13. Dick Gordon (wr)	1965-71	238	3,550	14.9	35
14. Harlon Hill (wr)	1954-61	226	4,616	20.4	40
15. Devin Hester (wr)	2006-13	217	2,807	12.9	14
16. Jim Dooley (wr)	1952-54; 56-57; 59-62	211	3,172	15.0	16
17. Martellus Bennett (te)	2013-15	208	2,114	10.2	14
18. Wendell Davis (wr)	1988-93	207	3,000	14.5	14
19. Jim Keane (e)	1946-51	206	3,031	14.7	23
20. Bill McColl (e)	1952-59	201	2,815	14.0	25
21. Emery Moorehead (te)	1981-88	200	2,730	13.7	14
22. Greg Olsen (te)	2007-10	194	1,981	10.2	20
23. Marcus Robinson (wr)	1998-2002	187	2,695	14.4	20
24. Earl Bennett (wr)	2008-13	185	2,277	12.3	11
25. Willie Gault (wr)	1983-87	184	3,650	19.8	27



CAREER PASSING

By Yards (Min. 400+ Att.)	Years	Att	Cmp	Cmp%	Yards	Y/Att	TD	TD%	Int	Int%	Rating
1. Jay Cutler	2009-16	3,271	2,020	61.8	23,443	7.20	154	4.7	109	3.3	85.2
2. Sid Luckman	1939-50	1,744	904	51.8	14,686	8.42	137	7.9	132	7.6	75.0
3. Jim Harbaugh	1987-93	1,759	1,023	58.1	11,567	6.58	50	2.8	56	3.2	74.2
4. Jim McMahon	1982-88	1,513	874	57.8	11,203	7.37	67	4.4	56	3.7	80.4
5. Erik Kramer	1994-98	1,557	913	58.6	10,582	6.80	63	4.0	45	2.9	80.7
6. Bill Wade	1961-66	1,407	767	54.5	9,958	7.08	68	4.8	66	4.7	73.4
7. Ed Brown	1954-61	1,246	607	48.7	9,698	7.78	63	5.1	88	7.1	62.5
8. Johnny Lujack	1948-51	808	404	50.0	6,295	7.79	41	5.1	54	6.7	65.3
9. Rudy Bukich	1958-59; 62-68	878	474	54.0	6,254	7.12	46	5.2	45	5.1	72.8
10. Mike Tomczak	1985-90	915	454	49.6	6,247	6.83	33	3.6	47	5.1	62.5
11. Rex Grossman	2003-08	962	521	54.2	6,164	6.41	33	3.4	35	3.6	70.1
12. Jim Miller	1999-2002	965	565	58.5	5,867	6.08	34	3.5	26	2.7	76.7
13. Kyle Orton	2005-08	913	505	55.3	5,319	5.83	30	3.3	27	3.1	71.1
14. Shane Matthews	1993-96; 99-01	599	366	61.1	3,461	5.78	19	3.2	18	3.0	75.1
15. Cade McNown	1999-2000	515	281	54.6	3,111	6.04	16	3.1	19	3.7	67.7

CAREER SACKS (SINCE 1982)

	Years	Sacks
1. Richard Dent	1983-93; 95	124.5
2. Steve McMichael	1982-93	92.5
3. Dan Hampton	1982-90	57.0
4. Alex Brown	2002-09	43.5
5. Trace Armstrong	1989-94	42.0
Adewale Ogunleye	2004-09	42.0

CAREER FIELD GOALS

	Years	FG	FGA	Pct.
1. Robbie Gould	2005-15	276	323	85.4
2. Kevin Butler	1985-95	243	332	72.9
3. Bob Thomas	1975-84	128	205	62.4
4. Paul Edinger	2000-04	110	146	75.3
5. Mac Percival	1967-73	99	182	54.4

1,000-YARD RECEIVERS

In 2014, Alshon Jeffery recorded 1,133 receiving yards, the eight-highest receiving total in franchise history. Jeffery recorded back-to-back 1,000-plus yard receiving seasons going for 1,421 yards in 2013. The franchise now has 15 1,000-yard receiving seasons in team history.

CHICAGO BEARS 1,000-YARD RECEIVING SEASONS

Rk.	Player	Season	Yards	Rk.	Player	Season	Yards	Rk.	Player	Season	Yards
1.	Brandon Marshall	2012	1,508	6.	Johnny Morris	1964	1,200	11.	Mike Ditka	1961	1,076
2.	Alshon Jeffery	2013	1,421	7.	Marty Booker	2002	1,189	12.	Marty Booker	2001	1,071
3.	Marcus Robinson	1999	1,400	8.	Alshon Jeffery	2014	1,133	13.	Curtis Conway	1996	1,049
4.	Jeff Graham	1995	1,301	9.	Harlon Hill	1956	1,128	14.	Curtis Conway	1995	1,037
5.	Brandon Marshall	2013	1,295	10.	Harlon Hill	1954	1,124	15.	Dick Gordon	1970	1,026

Number of 1,000-yard receiving seasons: Marty Booker-2, (2001 & '02); Curtis Conway-2, (1995 & '96); Harlon Hill-2, (1954 & '56); Brandon Marshall-2, (2012 & '13); Mike Ditka-1, (1961); Dick Gordon-1, (1970); Jeff Graham-1, (1995); Alshon Jeffery-1, (2013); Johnny Morris-1, (1964); Marcus Robinson-1, (1999).

CAREER KICKOFF RETURNS

(25+ Returns)	Years	Returns	Yards	Avg	TD
1. Devin Hester	2006-13	222	5,504	24.8	5
2. Glyn Milburn	1998-2001	192	4,596	23.9	2
3. Dennis Gentry	1982-92	192	4,353	22.7	3
4. Jerry Azumah	1999-2005	119	2,885	24.2	2
5. Gale Sayers	1965-71	91	2,781	30.6	6
6. Danieal Manning	2006-10	101	2,711	26.8	1
7. Cecil Turner	1968-73	108	2,616	24.2	4
8. Ron Smith	1965; 70-72	85	2,263	26.6	1
9. Brian Baschnagel	1976-84	89	2,104	23.6	0
10. Nate Lewis	1994-95	77	1,778	23.1	0
11. Charlie Bivins	1960-66	62	1,531	24.7	0
12. Johnny Knox	2009-12	55	1,506	27.4	1
13. Thomas Sanders	1985-89	79	1,497	18.9	1
14. Ahmad Merritt	2001-03	65	1,434	22.1	0
15. Rashied Davis	2005-10	70	1,366	19.5	0

CAREER PUNT RETURNS

(25+ Returns)	Years	Returns	Yards	Avg	TD
1. Devin Hester	2006-13	264	3,241	12.3	*13
2. George McAfee	1940-41; 45-50	112	1,431	12.8	2
3. Dennis McKinnon	1983-85; 87-89	127	1,171	9.2	3
4. Jeff Fisher	1981-84	123	1,137	9.2	1
5. R.W. McQuarters	2000-04	93	983	10.6	2
6. Glyn Milburn	1998-2001	94	970	10.3	1
7. Johnny Morris	1958-67	104	893	8.6	1
8. Steve Schubert	1975-79	103	866	8.4	3
9. Virgil Livers	1975-79	86	738	8.6	0
10. Johnny Bailey	1990-91	72	680	9.4	1
11. J.R. Boone	1948-51	56	635	11.3	0
12. Ray "Scooter" McLean	1940-47	42	622	14.8	3
13. Leon Johnson	2001-02	56	543	9.7	0
14. Ron Smith	1965; 1970-72	86	485	5.6	0
15. Lew Barnes	1986	59	482	8.5	0

*NFL Record

CAREER PUNTING

(75+ Punts)	Years	Punts	Yards	Gross Avg
1. Pat O'Donnell	2014-17	296	13,285	44.9
2. George Gulyanics	1947-52	113	5,032	44.5
3. Adam Podlesh	2011-13	238	10,065	42.3
4. Todd Sauerbrun	1995-99	328	13,849	42.2
5. Bobby Joe Green	1962-73	833	35,057	42.1
6. Brad Maynard	2001-10	878	36,781	41.9
7. Fred "Curley" Morrison	1950-53	243	10,170	41.9
8. Bryan Wagner	1987-88	115	4,743	41.2
9. Maury Buford	1985-86; 89-91	354	14,491	40.9
10. Ed Brown	1954-61	343	13,912	40.6



COME-FROM-BEHIND WINS

(Regular season only)

	Never		Largest Deficit				
	Wins	trailed	1-3	4-7	8-10	11+	
1980	7	5			1	14 pts. at DET	
1981	6	3	1	2			
1982	3	2				11 pts. vs. DET	
1983	8	4	1	3			
1984	10	4	4	2			
1985	15	9	1	1	2	12 pts. vs. TB; 14 pts. at TB	
1986	14	7	3	2	2		
1987	11	5	1	3		14 pts. vs. KC; 20 pts. at TB	
1988	12	7	3	2			
1989	6	4	1	1			
1990	11	5	3	3			
1991	11	2	3	5	1		
1992	5	4	1				
1993	7	5		1		11 pts. at KC	
1994	9	4	2	3			
1995	9	5	1	3			
1996	7	2	2	2		14 pts. vs. OAK	
1997	4	2		1		15 pts. at MIA	
1998	4	2		1		17 pts. vs. DET	
1999	6		4	1	1		

	Never		Largest Deficit				
	Wins	trailed	1-3	4-7	8-10	11+	
2000	5	3		1	1		
2001	13	7		3	1	19 pts. vs. SF; 14 pts. vs. CLE	
2002	4	1		1	2		
2003	7	4		2		15 pts. vs. OAK	
2004	5		2	2		14 pts. at NYG	
2005	11	5	5	1			
2006	13	7	1	3	1	20 pts. at ARZ	
2007	7	2	2	1	1	14 pts. vs. DEN	
2008	9	4	2	1	1	11 pts. vs. GB	
2009	7	3		3		13 pts. at SEA	
2010	11	2	2	4		11 pts. vs. DET; 10 pts. vs. GB; 11 pts. vs. NYJ	
2011	8	4	2	1	1		
2012	10	6	2	1		12 pts. vs. CAR	
2013	8	2	1	4	1		
2014	5	1	1		2	17 pts. at SF	
2015	6			3	1	14 pts. at KC 13 pts. at SD	
2016	3	2			1		
2017	5	4	1				

WANNA BE LIKE MIKE

Former Bears linebacker Mike Singletary is the franchise's all-time leader in Pro Bowl selections, earning 10 appearances during his 12-year career (1981-92). Singletary is followed on the list by fellow Hall of Famers Walter Payton (9 selections), Doug Atkins (8), Dick Butkus (8) and Bill George (8), and linebackers Brian Urlacher (8) and Lance Briggs (7).

Since the first Bears players earned Pro Bowl honors in 1951, a total of 86 Bears players have earned a total of 227 Pro Bowl selections.

Listed below are all Bears players who earned four or more selections while the third column lists current Bears players who have been named to the team at least one time. The entire list by individual selections earned can be found on page 267, by year on pages 434-435.

Name, Pos	Pro Bowls
Mike Singletary, LB.....	10
Walter Payton, RB	9
Doug Atkins, DE.....	8
Dick Butkus, LB.....	8
Bill George, LB.....	8
Brian Urlacher, LB.....	8
Lance Briggs, LB.....	7
Jay Hilgenberg, C.....	7
Stan Jones, G.....	7
Olin Kreutz, C	6
Rick Casares, RB	5

Name, Pos	Pro Bowls
Mike Ditka, TE.....	5
Joe Fortunato, LB.....	5
Gale Sayers, RB.....	5
Neal Anderson, RB.....	4
George Connor, T/LB.....	4
Richard Dent, DE.....	4
Dave Duerson, S.....	4
Dan Hampton, DE/DT	4
Richie Petitbon, DB.....	4
Ed Sprinkle, DE	4
Fred Williams, DT	4

Current Bears, Pos	Pro Bowls
Kyle Long, G.....	3
Jordan Howard, RB.....	1
Josh Sitton, G.....	1

MONSTERS OF THE MIDWAY

IN MEMORIAM

Ralph Jecha

Bob Pickens

Chris Gedney

John Thierry

Joe Fortunato

Brad Rowland



HISTORY



1920s

- 9/17/20**—George Halas, representing the Decatur Staleys, meets with representatives of 11 other clubs at Ralph Hay's Hupmobile showroom in Canton, Ohio, forming the American Professional Football Association – which later became the NFL. Membership is set at \$100.
- 1920**—The Staleys shut out 10 of 13 foes, losing only to the Chicago Cardinals (7-6 at Normal Park), and post a 10-1-2 record. Each player is paid \$1,900 for the season.
- 1921**—A. E. Staley gives Halas the club with \$5,000 to keep the Staleys name for the year. Decatur Staleys become Chicago Staleys, play in Cubs Park (re-named Wrigley Field in 1926), and win the APFA title with 9-1-1 record. Halas makes Dutch Sternaman his partner.
- 1/28/22**—Franchise renamed Chicago Bears.
- 11/27/22**—First Chicago player deal: Bears buy tackle Ed Healey's contract from the Rock Island Independents for \$100—twice the going rate for a franchise that season.
- 11/22/25**—Harold "Red" Grange signs with Bears and pro football leaves its cradle. His agent, C.C. (Cash & Carry) Pyle, negotiates a \$100,000 deal with the Bears. Halas takes the Bears and Grange on a coast-to-coast tour that sees the club play 19 games from Nov. 26 through Jan. 31 interrupted only by a two-week rest. The Bears post a 13-5-1 record on the trip.
- 11/26/25**—Grange's first game—36,000 see Bears and Cardinals tie 0-0 in Cubs Park. Grange held to 36 yards.
- 1/16/26**—Grange scores two TDs as the Bears impress 70,000 in the LA Coliseum, beating the LA Tigers 17-7.
- 3/1/26**—Bears open offices at 111 W. Washington in Chicago.

1930s

- 1930**—After a 4-9-2 season in 1929, George Halas replaces himself as head coach with Ralph Jones. Jones posts a 24-10-7 record during his three seasons.
- 12/15/30**—Bears and Cardinals play football's first indoor game on an 80-yard field in Chicago Stadium. The exhibition aids unemployment; Bears win 9-7 before 10,000 fans.
- 11/15/31**—New Yorkers (including Gov. Alfred E. Smith and Mayor Jimmy Walker) in field boxes at \$100 a seat watch Bears top Giants at Polo Grounds 12-6.
- 1932**—Franchise loses \$18,000, prompting Dutch Sternaman to sell his half of the Bears to George Halas.
- 12/18/32**—Bronko Nagurski hits Red Grange with a two-yard TD pass and the Bears top the Portsmouth Spartans 9-0 for the NFL championship. The game was played before 11,198, indoors at Chicago Stadium on an 80-yard field.
- 1933**—George Halas returns as head coach and takes club out of town for training camp for the first time. University of Notre Dame is the host.
- 11/5/33**—Boston Redskins beat Bears, 10-0, ending Chicago's 16-game unbeaten string.

- 12/17/33**—Bears use rookie Jack Manders' accurate kicking for 11 points and defeat the Giants 23-21 in the NFL's first championship game.
- 1934**—Halas University, the Bears alumni association, begins. Annually Bear veterans return during season for Homecoming Weekend.
- 1934**—Bears hold training camp at Lane Tech High in Chicago.
- 8/31/34**—A classic is born as 79,432 watch the NFL champion Bears held to a scoreless tie by the first College All-Star team in a game sponsored by Chicago Tribune Charities at Soldier Field.
- 12/2/34**—Rookie Beattie Feathers becomes first pro to rush for 1,000 yards in a season (1,004), leading the NFL.
- 12/9/34**—Undefeated Bears slip before Giants in NFL title tilt at Polo Grounds 30-13 before 35,059. With Chicago leading 10-3 at the half, NY dons basketball sneakers and scores 27 points.
- 1935**—Training camp is conducted at St. John's Military Academy in Delafield, Wisconsin.
- 1936**—Bears make future Hall of Famer Joe Stydahar, a tackle from West Virginia, their first draft pick ever.
- 12/12/37**—Bears win Western Division title but lose NFL Championship 28-21 to Redskins at Wrigley Field. Sammy Baugh hits 18 of 33 for 335 yards and three TDs. Jack Manders scores 15 of the Bears points. A Chicago player's share is \$127.78.
- 7/24/39**—Future Hall of Famer Sid Luckman signs his first contract after being selected by the Bears with the second pick of the 1939 NFL draft.

1940s

- 12/8/40**—Ten Bears tally TDs as Chicago rips Washington 73-0 for the NFL title before 36,034 in D.C. The rout signals the beginning of pro football's modern era with the formal unveiling of the T-formation. Each player receives \$873.
- 1941**—*Bear Down, Chicago Bears*, the Bears new fight song, is published.
- 12/14/41**—Bears and Packers agree their playoff game should be played to a "sudden death" finish in event of tie. NFL adopts plan 1/24/42.
- 12/21/41**—Bears throttle the New York Giants 37-9 for the NFL Championship.
- 1942**—George Halas departs in October after five games for the US Navy. The Bears win their remaining six games to finish the season 11-0 and advance to the title game but lose to Washington, 14-6.
- 1943**—Hunk Anderson and Luke Johnsos co-coach the wartime Bears for the next three seasons, compiling a 15-11-2 record.
- 11/14/43**—Sid Luckman becomes the first pro to pass for 400+ yards in a game, scorching the Giants for 433 yards and seven TDs.
- 12/26/43**—The Bears blast Washington 41-21 in Wrigley



Field for the NFL title before 34,320 fans. Sid Luckman throws five TD passes (2 each to Harry Clark and Dante Magnani and one to Jim Benton). Bronko Nagurski scores his last Bear TD, a 3-yard run.

- 12/15/46**—With George Halas around for the full season, the Bears whip the Giants 24-14 before a record NFL title crowd of 58,346 in the Polo Grounds. After opening with a 21-yard TD pass to Ken Kavanaugh, Sid Luckman gets the winning score on a 19-yard bootleg.
- 12/19/47**—Bears make the first trade for a draft choice, then select QB Bobby Layne in the 1948 draft.
- 12/11/49**—Johnny Lujack sets NFL passing record with 468 yards against the Cardinals.

1950s

- 12/17/50**—Bears and Rams tie for Western Division title with 9-3 marks but Rams trip Bears in LA 24-14 to break the tie.
- 1956**—Halas leaves coaching for a third time. Paddy Driscoll gets the position.
- 12/30/56**—Giants, with their sneakers again, trounce Chicago 47-7 before 56,836 in Yankee Stadium for NFL title.
- 11/2/58**—Bears and Rams establish NFL attendance record drawing 90,833 paid (100,470 actual) in the LA Coliseum. Rams win 41-35.

1960s

- 10/22/61**—Bears destroy the scorching 49er shotgun formation 31-0 with Bill George playing middle guard and the defensive line stunting.
- 12/29/63**—Bears intercept five YA Tittle passes and capture NFL title from Giants 14-10 in Wrigley Field before 45,801 and closed-circuit TV. QB Bill Wade gets both TDs on two- and one-yard runs. Each Bear earns \$5,899.
- 1964**—Flanker Johnny Morris establishes NFL record of 93 catches.
- 11/28/64**—Bears set standard for draft by selecting LB Dick Butkus and RB Gale Sayers in first round.
- 1965**—Rookie Sayers bursts into pro football with an NFL-record 22 TDs.
- 12/12/65**—Gale Sayers scores six TDs against 49ers.
- 1966**—Gale Sayers sets NFL combined yards record with 2,440.
- 5/27/68**—The all-time winningest coach in football history, George Halas, retires from coaching after 40 seasons with 324 wins, 151 defeats, 31 ties.

1970s

- 3/19/70**—George Halas elected president of the National Football Conference as NFL-AFL merge.
- 6/16/70**—Bear running back Brian Piccolo dies of cancer. Club establishes Piccolo Fund and four decades later the Fund continues to support cutting-edge cancer research

at Rush University Medical Center and Memorial Sloan Kettering Cancer Center..

- 12/13/70**—Bears say goodbye to Wrigley Field by trouncing Green Bay 35-17. They will make Soldier Field their home in 1971.
- 9/19/71**—The Bears open at Soldier Field by defeating the Pittsburgh Steelers, 17-15.
- 9/12/74**—Jim Finks joins Bears as Vice President and General Manager after serving as Vikings' GM and NFL Management Council Advisor.
- 12/17/74**—After three seasons and a record of 11-30-1, Abe Giron departs as head coach.
- 12/31/74**—Former NFL star LB Jack Pardee is named Bears head coach, the first non-Bear to hold the job.
- 7/12/75**—Bears open training camp at Lake Forest College after 31 seasons in Rensselaer, Indiana.
- 11/20/77**—En route to leading the NFL in rushing with a Bear record 1,852 yards on the season, Walter Payton dashes through the Vikings for a then-NFL record 275 yards. Bears win 10-7 at Soldier Field.
- 12/18/77**—A 28-yard FG by Bob Thomas with :09 left in overtime gives Bears a 12-9 win over the Giants, a 9-5 record, a six-game win streak, and their first playoff spot in 14 years.
- 12/26/77**—Bears finish season with 37-7 playoff loss at Dallas, but set 28 team records and play before a home record 401,513 fans in seven Soldier Field dates.
- 1/19/78**—With a three-year record of 20-22, Jack Pardee resigns to seek Redskins coaching job.
- 2/16/78**—Neill Armstrong, Minnesota Vikings defensive coordinator, becomes head coach.
- 9/3/79**—Bears occupy \$1.6 million new headquarters named Halas Hall on Lake Forest College campus.
- 12/16/79**—Massive heart attack claims George (Mugs) Halas at 54. Bears rout St. Louis 42-6 and Dallas tips Washington 35-34. The combination sends 10-6 Bears to the playoffs.
- 12/23/79**—After leading 17-10, Bears drop the Wild Card game at Philadelphia, 27-17.

1980s

- 10/6/80**—Walter Payton gains 133 rushing and 14 receiving to raise lifetime combined yardage to 9,492 – breaking Sayers' club record. Bears beat Tampa 23-0 at Soldier Field.
- 11/27/80**—David Williams returns overtime kickoff on Thanksgiving Day at Detroit 95 yards for TD in then-fastest OT in NFL history (21 seconds).
- 12/7/80**—Bears whip Packers 61-7 at Soldier Field, equaling club record for points and setting records for first downs (33) and completion percentage (83.3%, 20 of 24). Vince Evans throws for 316 yards – most by a Bear in 10 years.
- 1/4/82**—After four seasons and a 30-35 record, Neill Armstrong departs as head coach.
- 1/20/82**—Mike Ditka, assistant offensive coach of the Dallas Cowboys, becomes head coach.



8/24/83—Jim Finks resigns as General Manager after nine seasons. George Halas names Jerry Vainisi as the club's General Manager.

10/31/83—Bears' founder and owner, George Halas, dies at the age of 88.

11/11/83—Michael McCaskey becomes the third president in franchise history.

2/19/84—Rudy Custer, business manager for 38 years, announces his retirement.

10/7/84—Walter Payton breaks Jim Brown's career rushing record with a third quarter six-yard run against New Orleans at Soldier Field. He finishes the day with 32 carries for 154 yards.

11/25/84—Bears defeat Vikings 34-3 in Minneapolis to clinch first Central Division crown.

12/30/84—Visiting Bears beat Redskins 23-19 for first playoff win since 1963, advancing to team's first NFC Championship before losing 23-0 to eventual champion 49ers.

1985—Bears win first 12 games of season en route to posting 15-1 regular season mark, equalling the most regular season wins by a team in NFL history. Chicago claims second straight NFC Central title as club-record nine players are selected to Pro Bowl.

1/5/86—Bears host first playoff game since 1963 and shut out New York Giants, 21-0.

1/12/86—Bears blank Los Angeles Rams, 24-0, in NFC Championship game at Soldier Field and advance to Super Bowl XX.

1/26/86—Chicago sets seven Super Bowl records in first appearance including most points (46) and largest margin of victory (36) in 46-10 rout of the New England Patriots. The game was witnessed by record-setting number of viewers via television worldwide. The next day the team was greeted by an estimated 500,000 people in a ticker-tape parade in downtown Chicago.

1986—Bears capture third straight NFC Central title with 14-2 mark; defense allows NFL record-low 187 points. Bears lose divisional playoff game to Redskins, 27-13.

12/20/87—Walter Payton plays final regular season game at Soldier Field (rushes for 79 yards and 2 TDs). "Walter Payton Day" is celebrated prior to game as club president Michael McCaskey retires jersey number 34.

1987—Bears win fourth consecutive division title with 11-4 mark in strike-interrupted season. Team posts four-straight winning seasons, a feat last accomplished by Bears from 1946-51. Redskins come back from 14-0 deficit to beat Bears 21-17 in playoffs.

1988—Bears post 12-4 record (tied for best in NFL) and advance to NFC Championship game before losing to eventual Super Bowl Champion San Francisco. Bears finish five-year period (1984-88) with 62 wins – most by any NFL team ever in such a span at that time.

12/31/88—Playoff Game vs. the Philadelphia Eagles at Soldier Field, Chicago, IL. On this 29-degree day in December the Bears rolled to

a 20-12 playoff victory over the Eagles in what came to be known as the "Fog Bowl."

12/3/89—Kevin Butler connects on his 24th straight field goal to set an NFL record for consecutive field goals made.

12/24/89—Richard Dent sacks Joe Montana and becomes the Bears' all-time sack leader with 82, surpassing Jim Osborne.

1990s

6/6/90—Andy McKenna and Patrick G. Ryan, two Chicago businessmen, purchase approximately 20% (total) of the Bears from the McCaskeys.

1990—Bears regain NFC Central title with 11-5 mark, and beat the Saints 16-6 in First Round playoff game before falling to eventual Super Bowl Champion NY Giants, 31-3, in Dan Hampton's final game.

12/8/91—Mike Ditka wins his 100th regular season game as the Bears' head coach with a 27-13 victory over the Green Bay Packers at Soldier Field.

1991—Chicago finishes 11-5 and earns a Wild Card berth in the playoffs. The Bears are upset in the First Round by the Dallas Cowboys, 17-13, at Soldier Field.

10/4/92—Kevin Butler becomes the Bears all-time leading scorer with a 50-yard FG. He surpasses Walter Payton's 750 points.

12/13/92—In Mike Singletary's final home game, the Bears upset AFC Central champion Pittsburgh Steelers, 30-6.

1/19/93—Dave Wannstedt is hired as the 11th head coach in club history.

10/3/93—The Bears play their 1,000th game in franchise history, shutting out the Atlanta Falcons at Soldier Field, 6-0.

10/31/94—Dick Butkus' and Gale Sayers' jersey numbers (51 and 40) retired at halftime before a Monday night national audience.

12/24/94—Kevin Butler becomes the first Bear to surpass the 1,000 point mark with his first quarter FG vs. New England.

1/1/95—9-7 Bears earn a Wild Card berth and upset the Vikings with a 35-18 playoff win at Minnesota.

5/12/95—Michael McCaskey announces plans for a new \$20 million state-of-the-art headquarters at the groundbreaking ceremony in Lake Forest.

3/3/97—Bears move into Halas Hall at Conway Park, the team's 38-acre headquarters. All team operations are under one roof in Lake Forest, four miles west of the original Halas Hall.

11/23/97—The Bears defeat the Tampa Bay Buccaneers 13-7 for the 600th win in team history. Chicago becomes the first NFL franchise to reach the 600-win plateau.

12/28/98—Dave Wannstedt's coaching tenure ends after six seasons and a 41-57 record.

1/24/99—Dick Jauron is hired as the 12th head coach in club history.

2/10/99—Ted Phillips is named the fourth President and CEO in team history while Michael McCaskey becomes the third chairman of the board.



11/1/99—Hall of Fame running back Walter Payton dies at the age of 45. The Bears name the Halas Hall indoor facility in his honor the following off-season.

11/7/99—“Walter Payton Game” - Bears block the Packers’ game-winning field goal attempt in the first game following the death of Walter Payton.

2000s

6/12/01—Jerry Angelo named first Bears general manager since the 1986 season.

2001—Bears win NFC Central title in the final year of the division’s existence. The Bears, Packers, Lions and Vikings move into the NFC North at the start of the 2002 season, with the addition of the League’s 32nd team, the Houston Texans.

11/4/01—Mike Brown scores his second game-winning touchdown in as many games as Chicago wins back-to-back overtime games in miraculous fashion.

11/19/02—The Bears finish the 2001 season with a 13-3 mark and reach the playoffs for the first time since 1994, falling to Philadelphia 31-19 in the final game at ‘old’ Soldier Field.

8/3/02—Bears DE/DT Dan Hampton becomes the 26th Chicago Bear enshrined in the Pro Football Hall of Fame.

2002—The Bears open a new training camp home for the first time in 18 years, moving from Platteville, Wis., to Olivet Nazarene University in Bourbonnais, Ill. The Bears play each of their home games at Memorial Stadium at the University of Illinois in Champaign while the new stadium at Soldier Field was being constructed.

9/29/03—The Bears make their debut in the new Soldier Field against the Green Bay Packers on Monday Night Football, dropping a 38-23 decision to the Packers.

12/29/03—Dick Jauron’s coaching tenure ends after five seasons and a 35-46 record.

1/15/04—Lovie Smith is hired as the 13th head coach in club history.

11/13/05—Nathan Vasher returns a 49ers missed field goal 108 yards for a touchdown, setting the record for longest TD in NFL history.

12/25/05—The Bears beat the Packers 24-17 at Green Bay in the first-ever Christmas Day game for both teams. With the win, the Bears clinched their first NFC North title.

2006—Bears claim second straight NFC North title and home-field advantage throughout the playoffs with a 13-3 record.

11/12/06—Almost a year to the day Nathan Vasher set the NFL record for longest TD in NFL history, Devin Hester duplicates the feat in New York against the Giants. Hester went on to set the League single-season record with six return touchdowns and most combined kick return TDs in a season with five.

1/14/07—Bears earn first home playoff win since 1991 with a 27-24 OT win over defending NFC Champion Seattle.

1/21/07—Bears win NFC Championship and a trip to Super

Bowl XLI with a 39-14 win over the New Orleans Saints.

2/4/07—Bears return specialist Devin Hester becomes the first player in Super Bowl history to return the game’s opening kickoff for a touchdown while Chicago tied a record with 14 first-quarter points. The Bears and Indianapolis Colts combined for a Super Bowl record four 1st-quarter turnovers (2 each) in the first Super Bowl played in adverse playing conditions (rain) at Dolphin Stadium in Miami. The Colts would go on to beat the Bears 29-17.

12/30/07—Devin Hester breaks his own single-season NFL record with his sixth kick return for a TD, setting the mark with a 64-yard punt return for a score in the final game of the season at home versus New Orleans.

12/7/08—The Bears defeat the Jacksonville Jaguars 23-10 at Soldier Field to become the first NFL franchise to record 700 victories.

2010s

12/20/10—Bears defeat Minnesota 40-14 at TCF Bank Stadium to earn fourth NFC North division crown. Devin Hester breaks NFL kick return record returning a punt 64 yards for a score, his 14th return TD.

1/16/11—Bears earn berth in NFC Championship game with a 35-24 Divisional Playoff win over Seattle.

1/23/11—Rival Packers beat the Bears 21-14 in NFC Championship game at Soldier Field.

2/5/11—Bears DE Richard Dent voted for enshrinement into the Pro Football Hall of Fame, the 27th Chicago Bear to earn the honor.

5/5/11—George H. McCaskey becomes the fourth chairman of the board in franchise history.

1/3/12—Jerry Angelo released as general manager after helping the team to four NFC North titles, two NFC championship game appearances and one Super Bowl appearance in 11 years as GM.

1/28/12—Phil Emery hired as the fifth general manager in team history.

9/8/12—LS Patrick Mannely appears in the season opening win over Indianapolis establishing a franchise record with 15 seasons in a Bears uniform.

12/31/12—Lovie Smith fired as head coach following 10-6 season. Bears advanced to playoffs three times during his nine-year tenure, advancing to two NFC Championship games and a Super Bowl.

Jan.-Aug., 2013—Bears training facility, Halas Hall, renovated and upgraded to the most advanced in-house multimedia facility in the NFL. Construction added 43,500-square-feet with additions featuring state-of-the-art TV and radio studios, interview rooms and a technical center. Event space was also added, allowing the team to bring in studio audiences for shows or host business conferences, meetings, receptions and events, enabling key sponsors the opportunity of conducting business meetings in that space. The multilevel space



features interactive wall panels full of images from the team's history.

- 1/16/13**—Marc Trestman hired as the 14th head coach in club history.
- 10/20/13**—Devin Hester returned a punt 81 yards for a touchdown to tie the NFL record for most return TDs with 19, tying Hall of Famer Deion Sanders.
- 12/29/14**—General Manager Phil Emery and head coach Marc Trestman fired after Bears finish 2014 season with a 5-11 record. Trestman finishes his two-year tenure with a 13-19 record. In his first season with the Bears the team set several offensive franchise records, including: total net yards gained, gross passing yards, net passing yards, passing touchdowns, completion percentage, passer rating and first downs.
- 1/8/15**—Ryan Pace hired as the sixth general manager in team history. George "Mugs" Halas, the son of Bears founder George Halas, was the team's first general manager, followed by Jim Finks, Jerry Vainisi, Jerry Angelo and Phil Emery.
- 1/16/15**—John Fox hired as the 15th head coach in club history. Fox becomes the second Bears head coach in franchise history (Paddy Driscoll) to join the team with previous head coaching experience with another NFL team (Carolina Panthers 2002-10, Denver Broncos 2011-14).
- 10/11/15**—K Robbie Gould becomes the Bears all-time leading scorer in the Bears win at Kansas City. Gould also established Bears career marks for field goals made (9/13 vs. GB) and field goals made of 50 or more yards (9/13 vs. GB), surpassing Kevin Butler on all three.
- 11/9/15**—QB Jay Cutler surpasses Pro Football HOFer Sid Luckman's franchise mark for career touchdown passes. Luckman recorded 137 TD passes from 1939-50. During the course of the season, in addition to career TD passes (150), Cutler establishes new franchise records for career

passer rating (85.5), completions (1,939), attempts (3,134), completion percentage (61.9), passing yards (22,384), passing yards per game (230.8), passing touchdowns (150) and 300-yard passing games (16).

- 1/1/17**—RB Jordan Howard rushes 23 times for 135 yards at Minnesota, breaking the Bears rookie rushing record with 1,313 yards and becoming the second-youngest Bears RB to eclipse 1,000 yards. His 1,313 yards ranked second in the NFL behind Dallas' Ezekiel Elliott, marking the first time since the 1970 merger that two rookies finished 1-2 in the NFL in rushing. Howard later became the first Bears rookie running back to be voted to the Pro Bowl since Hall of Famer Gale Sayers in 1965.
- 1/9/18**—Matt Nagy hired as the 16th head coach in club history.
- 2/3/18**—Bears LB Brian Urlacher voted for enshrinement into the Pro Football Hall of Fame, the 28th Chicago Bear to earn the honor.

BEAR DOWN, CHICAGO BEARS

The Chicago Bears team fight song, "Bear Down, Chicago Bears," was introduced in 1941 by composer Al Hoffman under the pseudonym Jerry Downs. In a long-lasting and varied musical career, Hoffman earned immortality for writing words and music to "If I Knew You Were Coming I'd Have Baked a Cake" and "Mairzy Doats" among others.

Hoffman had little apparent connection to Chicago. He was born in Minsk, Russia in 1902. He grew up in Seattle after emigrating there with his family in 1908 and he moved to New York in the 1920s before starting a career as a music composer. Besides the aforementioned songs, he also wrote songs for Disney's original "Cinderella" cartoon, including "Bibbidi-Bobbidi-Boo," "A Dream Is A Wish Your Heart Makes," "The Work Song" and "So This Is Love."

The lyrics to "Bear Down, Chicago Bears":

*Bear down, Chicago Bears, make every play clear the way to victory;
Bear down, Chicago Bears, put up a fight with a might so fearlessly.
We'll never forget the way you thrilled the nation, with your T-formation.
Bear down, Chicago Bears, and let them know why you're wearing the crown.
You're the pride and joy of Illinois, Chicago Bears, bear down.*

HOMES OF THE BEARS

Staley Field*	1920
Cubs Park*	1921-25
Wrigley Field	1926-70
Soldier Field	1971-2001
Memorial Stadium#	2002
Soldier Field	2003-present

*Re-named Wrigley Field in 1926

^Decatur, Ill. #Champaign, Ill.



WRIGLEY RECORD

The Bears' all-time record at Wrigley Field stands at 221-89-22, a total of 332 games, 330 as the home team. (Two of those victories came with the Bears as the "road" team: twice in 1920 against the Chicago Tigers). The 330 Bears home games at Wrigley Field appears to be a National Football League record, though unofficial. The Bears-Wrigley connection edges out Cleveland's Municipal Stadium as host for 324 home games of the Cleveland Browns, from 1950 through 1995. As the reincarnation of the Cleveland Browns play in a new stadium since their return in 1999, the Bears-Wrigley "record" appears safe.

In fact, Wrigley Field has hosted a total of 342 NFL games: 330 Bears home games, five home games of the Chicago Tigers in 1920, and seven home games of the Chicago Cardinals in 1931 and 1932. Besides the Browns' 324 home games at Cleveland's Municipal Stadium, the Cleveland Indians played two home games there in 1931, and the Cleveland Rams played sixteen home contests in 1937 and 1939-1941. Municipal Stadium appears to have hosted a total of 342 total NFL games—same as Wrigley Field.

HISTORY OF THE BEARS UNIFORM

The Chicago Bears, originally called the Decatur Staleys when founded in 1920, wore blue jerseys with tan colored vertical striping in their inaugural season. The vertical stripes were actually strips of leather sewn onto the uniform to help the ball carrier secure the ball.

In 1935 the Bears introduced an orange jersey with black arm stripes and black helmet and by 1958 were wearing the familiar navy blue with burnt orange. The Bears unique "rounded" number style on the uniforms and numbers on the sides of the sleeves of the jerseys dates back to 1949. The Bears trademark 'C' logo appeared on helmets in 1962 and its use continues through present day although the mark has changed from white to orange and the shape has changed slightly. After 11 years, the white 'C' logo is colored orange with white trim in 1973 and still has the same look today. The initials GSH were added to the left sleeve in 1984 in honor of the late 'Papa Bear' George S. Halas, who passed away Oct. 31, 1983. The uniform has had a very consistent look from the 1970's with the exception of blue pants with white jersey introduced in 1984 as a road uniform. On Oct. 7, 2002 on a Monday Night Football game against Green Bay, the Bears wore their traditional home blue jerseys with the blue pants for the first time. On Nov. 25, 2004, for a Thanksgiving game at Dallas, the Bears wore a throwback orange jersey; then, on Nov. 13, 2005, introduced a new-look orange third jersey which the Bears wore from 2005-09 and 2011. In 2010 the team unveiled its throwback uniform which is modeled after the 1940s Bears uniforms. The "Monsters of the Midway" of the '40s won four league titles in seven seasons and were led by eight Hall of Famers (coach George Halas and players Danny Fortmann, Sid Luckman, George McAfee, George Musso, Bronko Nagurski, Joe Stydahar and Clyde "Bulldog" Turner).



**GEORGE S. HALAS**

FEBRUARY 2, 1895 – OCTOBER 31, 1983



Leading the Chicago Bears for more than a half-century, George S. Halas, the team's founder and head coach for 40 years, was one of the most enduring personalities in sports history. Halas was active with the Bears starting in 1920 when he founded the team as the Decatur Staleys.

Halas was born and raised on Chicago's west side and prepped at Crane Tech High School before attending the University of Illinois. In Champaign, he earned a B.S. degree while lettering in football, basketball and baseball. After graduation in 1918, Halas joined the Navy for the first of two tours of duty. He was named Player of the Game in the 1919 Rose Bowl, playing end on the Great Lakes team that beat the Marines 17-0. A commander when he left active duty in 1946, Halas retired as a captain in the Naval Reserve. He was also awarded the Distinguished Citizens Award—the highest honor the Navy can bestow on a civilian.

After leaving the Navy, Halas played right field for the New York Yankees, but a hip injury shortened his baseball career. Halas went to work for a Decatur (IL) corn products firm owned by an enthusiastic sports fan, Mr. A.E. Staley, who sponsored a semi-pro baseball team, and later commissioned Halas to organize an independent football team.

PRO CAREER: As a player, Halas set an NFL record (which stood 49 years until 1972) when he took a Jim Thorpe fumble 98 yards for a TD in a 26-0 win over the Oorang Indians at Cubs Park (11/4/23) (re-named Wrigley Field in 1926). He played end for the Bears from 1920-29 and was named to the NFL all-pro squad of the 1920s.

GEORGE HALAS STATUE

The Bears unveiled a statue of George Halas on Sunday, Aug. 23, 2015, at a private ceremony outside Halas Hall, the team's training facility that's named after the legendary Hall of Famer.

The statue was created by sculptor Chad Fisher out of white bronze. It weighs 1,600 pounds, stands 8'8" on a granite base and features Halas with his right arm extended pointing his index finger.

A Chicago native who starred at the University of Illinois, Halas was a pro football pioneer. He helped create what would become the NFL when he joined representatives from 11 other teams in Canton, Ohio, in 1920 to found the American Professional Football Association.

Halas moved the Decatur Staleys to Chicago in 1921 and they were renamed the Chicago Bears in 1922. "Papa Bear" was named to the NFL's 1920s All-Decade Team as a player and later became the winningest coach in NFL history with 324 victories, a record since surpassed by Don Shula.

Serving as Bears coach for four separate 10-year stints, Halas led the franchise to six NFL championships in 1921, 1933, 1940, 1941, 1946 and 1963. He is a charter member of the Pro Football Hall of Fame, having been enshrined in 1963.



PRO COACHING CAREER: Three times Halas interrupted his coaching activities by his own volition. He first turned over the leadership to Ralph Jones from 1930 through 1932. In 1942 when he left for the Navy, Luke Johnsos and Heartley "Hunk" Anderson shared head coaching responsibilities through '45. John "Paddy" Driscoll coached in 1956-57.

Coincidentally, in '33 and again in '46 when Halas resumed coaching, his Bears won world championships. During the 1940s, his teams reached the height of their power with four straight Western Conference titles; three world championships; a fantastic four-season record (including pre-season games) of 62-7-1 (.899); scored 2,164 points and allowed just 842. The 1940 team, which defeated the Washington Redskins 73-0 for the world championship, was voted the greatest professional team of all-time by the National Academy of Sports Editors in 1963.

Resuming coaching in 1958, Halas needed five years to develop another champion, when in 1963 the Bears won their eighth championship. The Sporting News, AP, and UPI named him Coach of the Year after the 1963 and 1965 seasons. Halas retired from coaching on May 27, 1968, with a career record of 324-151-31. His win total was the best in NFL history until Don Shula broke the mark in 1993. Halas is a charter member of the Pro Football Hall of Fame.



HALAS' BEARS RECORD

- Longest run with opponent's fumble: 98 yards, TD (11/4/23)

NFL COACHING RECORD

- Most World Champions: 6* (1921, 1933, 1940, 1941, 1946, 1963)

BEARS COACHING RECORDS

- Most regular season wins: 318
- Most consecutive regular season victories: 17 (1933-34)
- Most consecutive wins (including post-season): 18 (1933-34)
- Most World Champions: 6 (1921, 1933, 1940, 1941, 1946, 1963)

*Tied with Earl "Curly" Lambeau

NAMING THE BEARS

George Halas originally named the team the Decatur Staleys after A.E. Staley, a starch manufacturer and enthusiastic sports fan who sponsored a semi-pro team and commissioned Halas to organize the new squad.

One year later, trying to match the profitability of Chicago's baseball franchises, Staley asked Halas if he would take the team off Staley's hands and move it to Chicago for \$5,000, while keeping the name Staleys for another year. With the help of legendary baseball pioneers Bill Veeck, Sr. and William Wrigley, Halas soon acquired a lease to play at Wrigley Field then known as Cubs Park.

When Halas' obligation to Staley terminated in 1922, he considered re-naming the team the Chicago Cubs out of respect for Veeck and Wrigley who, according to Halas in his biography, "had been such a great help."

But, as Halas continued, "I noted football players are much bigger players than baseball players, so if baseball players are cubs, then football players must be bears!"

On January 28, 1922, the franchise was renamed the Chicago Bears.

In 1920 the team wore red, the color of the A.E. Staley company. The next year the team switched to navy blue and orange after those of Halas' alma mater, the University of Illinois. Halas lettered in football, basketball and baseball for the Fighting Illini, and is honored as one of U of I's most distinguished alumni in the Illini Union in Urbana-Champaign.

THE LAST HELMETLESS PLAYER

Dick Plasman, an end out of Vanderbilt, is regarded by the Pro Football Hall of Fame as the last player to play the game without a helmet. Plasman played for the Bears from 1937-41 and 1944 and was part of World Championship teams in 1940 and 1941. The NCAA made helmets mandatory in 1939 and the NFL followed shortly thereafter.

Plasman never wore a helmet in high school, college or the pros but, after a stint in the armed forces, was required to wear a helmet when he returned to the NFL in 1944.

**GEORGE S. HALAS, JR.**

SEPTEMBER 4, 1925 – DECEMBER 16, 1979

George S. "Mugs" Halas was an integral part of the Bears before his untimely death in 1979. The son of pro football founder George S. Halas, Mugs spent 30 years in pro football. He joined the Bears' front office in 1950, was named treasurer in 1953, and became president of the club in 1963. He was also the first general manager in team history, serving in that capacity from 1963-74. In his first season as president, the Bears were NFL champions. Mugs was the second of just four presidents in the franchise history. He succeeded his father, George S. Halas, and was followed by Michael McCaskey and current president Ted Phillips. His numerous contributions on a league level included membership on the executive committee of the NFL Management Council.



Mugs learned football at a young age, serving as a ballboy while growing up. He earned a business degree from Loyola in 1949, before entering pro football on a full-time basis. Mugs is remembered for his love and devotion to the game.

EDWARD W. MCCASKEY

APRIL 27, 1919 – APRIL 8, 2003

Edward (Ed) W. McCaskey served as an executive with the Bears for 36 years, serving as Chairman Emeritus of the club from 1999 until his death in 2003. He was the team's second Chairman of the Board, succeeding team founder George Halas in 1983 following 17 years as the team's Vice President and Treasurer. McCaskey married Halas' only daughter, Virginia, in 1943 and joined the team at Halas' request in 1967.

McCaskey was a popular figure within the NFL and was referred to by many as the conscience of the League, as well as a sounding board for many of its leaders. He contributed to numerous charitable and civic organizations on behalf of the Bears and served as the guiding force behind the Brian Piccolo Fund.

**WALTER PAYTON**

JULY 25, 1954 – NOVEMBER 1, 1999

- Drafted 4th overall in 1975; Retired after the 1987 season
- Retired as NFL's all-time leader in rushing and combined net yards
- Held 16 NFL Records when he retired including the League's all-time leading rusher, which was surpassed by Emmitt Smith in 2002
- Voted to nine Pro Bowls (1977, 78, 79, 80, 81, 84, 85, 86, 87)
- Holds 27 Bears' Records (24 regular season/career, three postseason)
- Jersey #34 is retired; Elected to Hall of Fame, Jan. 30, 1993; Inducted July 31, 1993

**Payton's Pro Stats**

Year	Rush	Yds	Avg	Lg	TD	Rec	Yds	Avg	Lg	TD	G-GS
1975 Bears	196	679	3.5	54	7	33	213	6.5	40	0	13-7
1976 Bears	311	1,390	4.5	60	13	15	149	9.9	34	0	14-14
1977 Bears	339	1,852	5.5	73	14	27	269	10.0	75	2	14-14
1978 Bears	333	1,395	4.2	76	11	50	480	9.5	61	0	16-16
1979 Bears	369	1,610	4.4	43	14	31	313	10.1	65	2	16-16
1980 Bears	317	1,460	4.6	69	6	46	367	8.0	54	1	16-16
1981 Bears	339	1,222	3.6	39	6	41	379	9.2	30	2	16-16
1982 Bears	148	596	4.0	26	1	32	311	9.7	40	0	9-9
1983 Bears	314	1,421	4.5	49	6	53	607	11.5	74	2	16-16
1984 Bears	381	1,684	4.4	72	11	45	368	8.2	31	0	16-16
1985 Bears	324	1,551	4.8	40	9	49	483	9.9	65	2	16-16
1986 Bears	321	1,333	4.2	41	8	37	382	10.3	57	3	16-16
1987 Bears	146	533	3.7	17	4	33	217	6.6	16	1	12-12
Career	3,838	16,726	4.4	76	110	492	4,538	9.2	75	15	190-184

Other Career Stats: **Passing:** 11-34-331, 8 TDs, 5 Int's. **Punting:** 1 for 39 yards (1975). **Kickoff Returns:** 17 for 539 yards (31.7 avg.).

Playoffs

Year	Rush	Yds	Avg	LG	TD	Rec	Yds	Avg	LG	TD	G-GS
1977 Bears	19	60	3.1	11	0	3	33	11.0	20	0	1-1
1979 Bears	16	67	4.2	12	2	3	52	17.3	31	0	1-1
1984 Bears	46	196	4.3	20	0	4	23	5.8	12	0	2-2
1985 Bears	67	186	2.8	12	0	8	52	6.5	19	0	3-3
1986 Bears	14	38	2.7	9	0	1	-2	-2.0	-2	0	1-1
1987 Bears	18	85	4.7	16	0	3	20	6.7	9	0	1-1
Career	180	632	3.5	20	2	22	178	8.1	31	0	9-9

Also: 3 kickoff returns for 57 yards (19.0 avg) in 1977.




On Feb. 3, 2018, Bears LB Brian Urlacher became the 28th Chicago Bear voted for enshrinement in the Hall of Fame, the most of any team. Since the Hall of Fame opened in Canton, Ohio on Sept. 7, 1963, 311 NFL players, coaches and personnel have been inducted.

DOUG ATKINS**Defensive End****#81****Inducted: 1982****BEARS: 12 seasons (1955-66)****NFL: 17 seasons**

Three-time all-NFL (1960, 61, 62)... Eight-time Pro Bowler (1958-64; 66)... Named Outstanding Lineman in 1959 Pro Bowl... Cleveland's first-round pick in 1953 who came to Chicago in a 1955 trade with Browns... Joined Saints for final three seasons via 1967 trade... Conference track champion in the high-jump and scholarship basketball player at Tennessee.

**Atkins****GEORGE BLANDA****Quarterback-Kicker****#16, 22****Inducted: 1981****BEARS: 10 seasons (1949-58)****NFL: 26 seasons**


Concluded NFL career as all-time leader in seasons (26), games (340), points (2,002), PAT attempts (959), PATs (943), FG attempts (638), and interceptions (277)... Ranks fifth in club history with 541 points... Retired in 1959, but returned in 1960 to play seven seasons with Houston (1960-66) and nine with Oakland (1967-75)... Led Oilers to two AFL titles and was 1961 Player of the Year... Set then-NFL record with 68 pass attempts vs. Buf. (11/1/64)... Voted Male Athlete of the Year by AP in 1970... Finished 340-game career with 2,002 points, 4,007 attempts for 26,920 passing yards and 236 TDs... Retired one month shy of 49th birthday... Played at Kentucky.

**Blanda****DICK BUTKUS****Middle Linebacker****#51****Inducted: 1979****BEARS: 9 seasons (1965-73)****NFL: 9 seasons**

Third pick of 1965 draft... Beat out incumbent middle linebacker and future Hall of Famer Bill George... Denied Rookie of the Year honors when edged by teammate and fellow Hall of Fame enshrinee Gale Sayers... One of only six Bears to earn Pro Bowl honors each of their first three seasons in the League... Seven-time all-NFL... Bears all-time leader with 25 fumble recoveries (third in NFL history) and second with 47 turnovers (fumbles + interceptions)... Born and raised in Chicago; attended college at Illinois.

**Butkus****GEORGE CONNOR****Tackle-Linebacker****#71, 81****Inducted: 1975****BEARS: 8 seasons (1948-55)****NFL: 8 seasons**

First of the big, mobile outside linebackers... All-NFL five times - including 1951 and '52 on both offense and defense... Voted to first four Pro Bowls (1951-54)... Dramatic display in 1952 Pro Bowl when, late in the game with opposition deep in territory, he made a tackle-for-loss on first down, solo stop on second down, sacked QB on third down, and batted down fourth down pass in the endzone... Injuries forced retirement after 1955 season... All-America one year at Holy Cross and two seasons at Notre Dame.

**Connor****RICHARD DENT****Defensive End****#95****Inducted: 2011****BEARS: 12 seasons (1983-93; 95)****NFL: 15 seasons**

Selected by Chicago in eighth round (203rd player overall) of 1983 NFL Draft... Played in every game as a rookie... Became full-time starter early in 1984, beginning a 10-year period in which he recorded 10 or more sacks in eight of 10 seasons... Twice, once in 1984 and again in 1987, recorded 4.5 sacks in a game, both vs. the Raiders... At the time of his retirement ranked third in career sacks with 137.5... Led NFC with team-record 17.5 sacks in 1984... Followed up with an NFL-high 17 sacks in 1985 as an integral part of Bears dominating defense... MVP of Super Bowl XX, recording three tackles, 1.5 sacks, one pass defended and two forced fumbles in Chicago's 46-10 win over the Patriots... Named first- or second-team All-Pro four times, All-NFC five times and selected to play in four Pro Bowls (1985, 1986, 1991, 1994).

**Dent**



Ditka

MIKE DITKA**Tight End-Coach****#89****Inducted: 1988****BEARS: 17 seasons (Player, 1961-66), (Coach, 1982-92)****NFL: 20 seasons**

First tight end inducted to the Hall... Credited for changing the tight end from a "third tackle" to a receiving position... NFL Rookie of the Year in '61 with 56 receptions... Voted to Pro Bowl following five seasons... His 427 career catches were most in NFL history by a tight end until Kellen Winslow broke the mark in 1980... Assistant coach for Dallas before being named Bears head coach on January 20, 1982... Guided team to 112 wins, six NFC Central titles, three NFC Championship games, and the Bears only Super Bowl victory... Bears first-round pick (fifth overall) in 1961 from Pittsburgh.



Driscoll

JOHN "PADDY" DRISCOLL**Running Back****#1, 20****Inducted: 1965****BEARS: 5 seasons (1920; 26-29)****NFL: 10 seasons**

The NFL's first "franchise" player... Triple-threat athlete who excelled at running, punting, and drop-kicking for field goals... Played with Chicago Cardinals (1920-25)... Scored 27 points in 1923 game vs. Rochester (four TDs, three PATs)... His 50-yard field goal in 1925 was NFL record for several years... Born in Evanston, IL, and attended Northwestern.



Finks

JIM FINKS**General Manager****Inducted: 1995****BEARS: 9 seasons (1974-82)****NFL: 34 seasons**


One of the architects of the great Bears teams of the '80's... Joined the team just two days before the start of the 1974 season and spent the season evaluating the team's talent, including players, coaches and front office personnel... Served as executive vice president and general manager with the Bears after breaking into the League as both cornerback and quarterback for the Steelers from 1949-55... Spent his first three seasons in the NFL in the defensive backfield, switching back to quarterback in 1952 and was selected to play in the Pro Bowl in 1953... Spent 10 seasons as GM at Minnesota (1964-73) and eight at New Orleans (1986-93).



Fortmann

DANNY FORTMANN**Guard****#21****Inducted: 1965****BEARS: 8 seasons (1936-43)****NFL: 8 seasons**

Ninth-round pick in NFL's first draft (1936)... As a rookie in 1936, at age 20, he was the league's youngest starter... Signal caller for linemen on offense and deadweight tackler on defense... All-NFL from 1938-43... The Bears finished first five times, second twice, and third once during his eight years... Pursued medical studies at University of Chicago while playing with Bears... Played at Colgate.



George

BILL GEORGE**Guard-Linebacker****#61, 72****Inducted: 1974****BEARS: 14 seasons (1952-65)****NFL: 15 seasons**

Joined Bears in 1952 as "middle guard", but became league's first middle linebacker when he dropped off the line in 1954... All-NFL eight times in nine years... Voted to Pro Bowl eight straight seasons (1955-62)... Defensive signal caller final 10 seasons in Chicago... 18 career interceptions... His 14 seasons tie for second-most by a Bear player... Finished with Rams (1966)... Attended Wake Forest.

HAROLD "RED" GRANGE**Running Back-Def. Back****#77****Inducted: 1963****BEARS: 7 seasons (1925; 29-34)****NFL: 9 seasons**

Joined Bears on Thanksgiving, 1925—just 10 days following final college game... Attracted crowds of 70,000 at the Polo Grounds and 75,000 in LA Coliseum during 1925 tour—16 games in two months to showcase the 'Galloping Ghost'... Left Bears for NY Yankees of AFL in 1926 which joined NFL the following season... Suffered knee injury vs. Bears in 1927, and missed entire '28 season... Rejoined Chicago in 1929, but was "ordinary" ball carrier... Developed into a good defensive back... All-NFL in 1931... Made TD-saving tackle in final seconds of 1933 Championship Game 23-21 win over NY Giants... Played college ball at Illinois... Born in Wheaton and also known as the "Wheaton Ice Man."

**Grange****GEORGE HALAS****End-Coach-Owner****#7****Inducted: 1963****BEARS: 64 seasons (1920-83)****NFL: 64 seasons**

(See bio on pages 238-239.)

**Halas****DAN HAMPTON****Defensive End/Tackle****#99****Inducted: 2002****BEARS: 12 seasons (1979-90)****NFL: 12 seasons**

A first-round draft choice (fourth overall) by the Bears in the 1979 draft... Played for 12 seasons in Chicago and finished his career ranked third on the Bears all-time career sacks list with 82.0... "Danimal," as he was affectionately known by teammates and fans, played in 157 regular season games with 152 starts... Named to the NFL Team of the '80's by the Pro Football Hall of Fame Board of Selectors and was a Pro Bowl performer four times during that decade (1981, 1983, 1985 and 1986), twice as a defensive end and two times as a defensive tackle... Named Defensive MVP by Pro Football Weekly in 1982 and started the first 48 games of his career where he established himself as a dominant pass rusher, recording 25 sacks during his first three seasons in the league.

**Hampton****ED HEALEY****Tackle****#16****Inducted: 1964****BEARS: 6 seasons (1922-27)****NFL: 8 seasons**

Acquired by Halas from Rock Island Independents (1920-22) in exchange for gate receipts (\$100) from late-season game in 1922... Ran more than 30 yards in 1924 to tackle his own teammate who was running the wrong way with an interception... Caught running back George Wilson from behind after hurdling several teammates in 1926 exhibition game vs. LA All-Stars... Termed "the most versatile tackle of all-time" by Halas... First president of Bear alumni association (1937)... Graduated from Dartmouth.

**Healey****BILL HEWITT****End****#56****Inducted: 1971****BEARS: 5 seasons (1932-36)****NFL: 9 seasons**

One of the last helmetless players in the NFL... Four-time all-NFL (1933, '34, '36, '37) and first to do so with two teams... Designed play to win 1933 NFL Championship: jump pass from fullback to Hewitt who caught and lateraled to William Karr... Played for Eagles (1937-39), missed 1940-42 seasons before returning with Philadelphia-Pittsburgh (1943)... Career: 101 catches for 1,696 yards and 25 TDs.

**Hewitt**



Jones

STAN JONES**Tackle-Guard****#78****Inducted: 1991****BEARS: 12 seasons (1954-65)****NFL: 13 seasons**


Selected by Chicago in fifth round of 1953 draft... Started at tackle; switched to guard in 1954 and became seven-time Pro Bowler (1956-62)... Played offense and defense in 1962 but played solely defense in 1963-when the Bears won the NFL Championship... One of the first pro football players to concentrate on weightlifting... Missed just two games in his first 11 seasons... Traded to Redskins (1966) as a favor from Halas so he could finish his career near his Rockville, Maryland home... College Lineman of the Year for 1953 National Champion Maryland Terrapins.



Luckman

SID LUCKMAN**Quarterback****#42****Inducted: 1965****BEARS: 12 seasons (1939-50)****NFL: 12 seasons**


Second pick of 1939 draft... Ranks second on Bears all-time list for TDs (137) and yards (14,686); third in attempts (1,744) and fourth in completions (904)... Recorded the second-highest single-season QB rating (107.8 in 1943)... Led Bears T-formation attack which won four NFL Titles including the 73-0 blitzing of Washington in the 1940 Championship game... Five-time all-NFL and 1943 league MVP... Passed for record-tying seven TDs in 1943 game vs. Giants... Came out of Columbia University.



Lyman

ROY "LINK" LYMAN**Tackle****#2, 11, 12, 14, 77****Inducted: 1964****BEARS: 7 seasons (1926-28, 30-31, 33-34)****NFL: 11 seasons**

Pioneered stunting, slanting, and shifting-style defense... Began pro career with Canton (1922-23), winning two championships; moved to Cleveland where he again won a championship... Joined Frankford (1925) before finishing with Bears... Left Bears for 1929 season to play semi-pro ball and in 1932 to settle business problems... In his final two seasons Chicago won the NFL Championship (1933) and division (1934)... No high school ball (school had seven boys), but played at Nebraska.



McAfee

GEORGE McAFEE**Running Back-Def. Back****#5, 33****Inducted: 1966****BEARS: 8 seasons (1940-41; 45-50)****NFL: 8 seasons**

Eagles first-round choice in 1940 (second overall)... Immediately traded to Bears for four players... Career average 12.78 yards on 112 punt returns is still NFL record... Returned a kickoff 93 yards for TD in first pro game... Went into the Navy for WWII; returned in 1945... 25 career interceptions... All-American at Duke.



Musso

GEORGE MUSSO**Tackle-Guard-Def. Tackle****#16****Inducted: 1982****BEARS: 12 seasons (1933-44)****NFL: 12 seasons**

Signed by Halas for just \$90/game plus \$5 in expenses... Elected team captain in fourth season and kept the title remainder of career... First player to win all-NFL at two positions: tackle in 1935 and guard in 1937... Played on four Bears championship teams... College ball at Millikin.

BRONKO NAGURSKI**Fullback-Tackle****#3, 16****Inducted: 1963****BEARS: 9 seasons (1930-37; 43)****NFL: 9 seasons**


Powerful, punishing runner who was also a threat to pass... Retired after eight seasons (1937) for a more profitable wrestling career... Returned in 1943 when Bears were short of players (due to World War II)... Played mostly at tackle, but scored TD to put Bears ahead to stay in 1943 Championship game... 12th in Bears career rushing... High school teams were winless... All-American at Minnesota.

**Nagurski****WALTER PAYTON****Running Back****#34****Inducted: 1993****BEARS: 13 seasons (1975-87)****NFL: 13 seasons**


(Payton's stats and bio on page 240.)

**Payton****GALE SAYERS****Running Back****#40****Inducted: 1977****BEARS: 7 seasons (1965-71)****NFL: 7 seasons**

Fourth pick of 1965 draft... Career: 991-4,956-39 rushing; 112-1,307-9 receiving; 91-2,781-6 kickoff returns; 28-391-2 punt returns... Had 77-yard PR, 93-yard KOR and 25-yard TD pass in first pre-season game... Amassed 2,272 net yards and a rookie-record 22 TDs including record-tying six TDs vs. SF in inaugural season... Picked Rookie of the Year over Dick Butkus... Voted to five Pro Bowls (1966-70) and was Offensive MVP of three... Suffered right knee injury in 1968, but bounced back for second 1,000-yard season... Left knee injury in 1970 ended career... Led NFL in rushing in '66 and '69... 20 100-yard rushing games... Fifth on Bears all-time rushing list... Averaged 5.0 yards per carry in career... Set 23 club records and seven NFL marks... Youngest player ever elected to the Hall (34 years old) and his effective playing time is also the shortest of any Hall of Famer... Star back at Kansas... Known as the "Kansas Comet."

**Sayers****MIKE SINGLETARY****Linebacker****#50****Inducted: 1998****BEARS: 12 seasons (1981-92)****NFL: 12 seasons**

Second round pick in 1981 draft (38th overall) after two-time consensus all-American career at Baylor... All-rookie honors from Pro Football Writers Assoc., UPI, Pro Football Weekly, and Football Digest... Selected to 10 straight Pro Bowls (1983-92), most ever by a Bear... Most starts by a defensive player in Bears history (172)... Named to NFL Team of the Eighties by NFL Hall of Fame Board of Selectors... AP Defensive Player of the Year in 1985 and '88... 1990 NFL Man of the Year for playing excellence and off-the-field community contributions... Defensive captain from 1983-1992... Finished as the team's first or second leading tackler in final 11 seasons... Missed just two games in 12 seasons (both in '86)... Finished career with 1,488 tackles, 19 sacks, seven interceptions... Wife, Kim, presented Mike at his induction.

**Singletary****JOE STYDAHAR****Tackle****#13, 18****Inducted: 1967****BEARS: 9 seasons (1936-42; 45-46)****NFL: 9 seasons**

First player ever drafted by Bears, sixth overall pick in the 1936 draft... All-NFL left tackle (1937-40)... Left for World War II (1943-44), but returned to lead Chicago to 1946 Championship... Star player at West Virginia.

**Stydahar**



Trafton

GEORGE TRAFTON**Center****#13****Inducted: 1964****BEARS: 13 seasons (1920-32)****NFL: 13 seasons**


All-NFL center (unofficially) in eight of 13 seasons... Strong, tough, mean player – put four Rock Island players out of action in first 12 plays of a 1920 game... Notre Dame career was cut short when Knute Rockne caught him playing semi-pro ball.



Turner

CLYDE "BULLDOG" TURNER**Center-Linebacker****#66****Inducted: 1966****BEARS: 13 seasons (1940-52)****NFL: 13 seasons**

First-round draft pick in 1940... Flawless snapper and excellent blocker who was all-NFL six times... Could also play guard or tackle... Led league in 1942 with eight interceptions at linebacker... Played running back in emergency situations, scored 48-yard TD in 1944... Had 96-yard interception return for TD in 1947... Played college ball for Hardin-Simmons.



Urlacher

BRIAN URLACHER TO BE ENSHRINED IN AUGUST 2018

In his first year of eligibility, linebacker Brian Urlacher, who played for the Bears from 2000–2012, became the 28th player in franchise history to be selected for induction into the Pro Football Hall of Fame – the most of any franchise. Urlacher joins Randy Moss, Ray Lewis, Brian Dawkins, Terrell Owens, Jerry Kramer, Robert Brazile and Bobby Beathard as members of the Class of 2018.

Urlacher played his entire 13-year career with the Bears, who selected him with the ninth overall pick in the 2000 NFL Draft out of the University of New Mexico. He played in 182 games for the Bears with 180 starts, the third most by a Bears player in franchise history.

Urlacher was one of the NFL's most productive, dominant and feared defensive players. He quickly made his mark in his first season, winning NFL Rookie of the Year honors in 2000 while being selected to eight Pro Bowls – the third most by a Bears player – and winning NFL Defensive Player of the Year honors in 2005. The Bears advanced to the playoffs four times in the Urlacher era and enjoyed their finest season in 2006 when the Bears went 13-3 and advanced to Super Bowl XLII.

In Bears annals, Urlacher ranks second in fumble return yards (191) and is tied for second in fumble returns for touchdowns (2). His 22 career interceptions are tied for 11th most in Bears history and tied for second among linebackers with Dick Butkus. His 324 return yards and two touchdowns are the most by a Bears linebacker.

In addition to the 28 Bears Hall of Famers, six other inductees spent part of their careers with the Bears:

Player	Position	With Bears	Other teams
Jim Conzelman	Quarterback	1920	Rock Island Independents, Milwaukee Badgers, Detroit Panthers, Providence Steam Roller
Guy Chamberlin	End	1920-21	Canton Bulldogs, Cleveland Bulldogs, Frankford Yellow Jackets, Chicago Cardinals
Walt Kiesling	Guard	1934	Duluth Eskimos, Pottsville Maroons, Chicago Cardinals, Green Bay Packers, Pittsburgh Pirates
Bobby Layne	Quarterback	1948	NY Bulldogs, Detroit Lions, Pittsburgh Steelers
Orlando Pace	Tackle	2009	St. Louis Rams
Alan Page	Defensive Tackle	1978-81	Minnesota Vikings



PRO FOOTBALL HALL OF FAMERS BY FRANCHISE

Hall of Famers are listed under all clubs on which they played. PRIMARY refers to the team or teams on which the Hall of Famer made his primary contribution to professional football. MINOR refers to Hall of Famer who spent only a minor portion of their career with a team.

TEAM	PRIMARY	MINOR
Chicago Bears	28	6
Green Bay Packers	25	5
Pittsburgh Steelers	21	6
Washington Redskins	21	10
New York Giants	20	11
Los Angeles Rams	18	12
Oakland Raiders	17	9
Cleveland Browns	16	5
San Francisco 49ers	16	11
Dallas Cowboys	16	8
Detroit Lions	15	5
Minnesota Vikings	14	7
Indianapolis Colts	14	3
Arizona Cardinals	13	6
Kansas City Chiefs	11	9

TEAM	PRIMARY	MINOR
Buffalo Bills	10	2
Miami Dolphins	10	4
Philadelphia Eagles	10	12
Los Angeles Chargers	10	4
Tennessee Titans	9	5
New York Jets	5	7
Denver Broncos	5	3
Seattle Seahawks	4	5
New Orleans Saints	4	5
New England Patriots	4	4
Tampa Bay Buccaneers	4	4
Atlanta Falcons	3	5
Baltimore Ravens	2	3
Cincinnati Bengals	1	2
Carolina Panthers	0	3

CHAMPIONSHIP TEAM HALL OF FAMERS

(by Year)

1921 Team (2)

George Halas, George Trafton

1932 Team (5)

Red Grange, Bill Hewitt, Link Lyman, Bronko Nagurski, George Trafton

1933 Team (5)

Red Grange, Bill Hewitt, Link Lyman, George Musso, Bronko Nagurski

1940 Team (6)

Danny Fortmann, Sid Luckman, George McAfee, George Musso, Joe Stydahar, Bulldog Turner

1941 Team (6)

Danny Fortmann, Sid Luckman, George McAfee, George Musso, Joe Stydahar, Bulldog Turner

1943 Team (5)

Danny Fortmann, Sid Luckman, George Musso, Bronko Nagurski, Bulldog Turner

1946 Team (4)

Sid Luckman, George McAfee, Joe Stydahar, Bulldog Turner

1963 Team (4)

Doug Atkins, Mike Ditka, Bill George, Stan Jones

1985 Team (4)

Richard Dent, Dan Hampton, Walter Payton, Mike Singletary

CHAMPIONSHIP TEAM HALL OF FAMERS

(by Player/Coach)

Players

Sid Luckman (4)	1940, '41, '43, '46
George Musso (4)	1933, '40, '41, '43
Bulldog Turner (4)	1940, '41, '43, '46
Danny Fortmann (3)	1940, '41, '43
George McAfee (3)	1940, '41, '46
Bronko Nagurski (3)	1932, '33, '43
Joe Stydahar (3)	1940, '41, '46
Red Grange (2)	1932, '33
Bill Hewitt (2)	1932, '33
Link Lyman (2)	1932, '33
George Trafton (2)	1921, '32
Doug Atkins (1)	1963
Richard Dent (1)	1985
Mike Ditka (1)	1963
Bill George (1)	1963
George Halas (1)	1921
Stan Jones (1)	1963
Dan Hampton (1)	1985
Walter Payton (1)	1985
Mike Singletary (1)	1985

Coaches

George Halas (6)	1921, '33, '40, '41, '46, '63
Mike Ditka (1)	1985



CHICAGO BEARS ATTENDANCE

(since 1971 when Bears moved to Soldier Field)

	Capacity	Sold	Actual	Average	Road
1971	55,049	N/A	385,343 (7)	55,049	396,183 (7)
1972	55,701	N/A	389,907 (7)	55,701	406,556 (7)
1973	55,701	N/A	389,907 (7)	55,701	395,192 (7)
1974	55,753	N/A	389,117 (7)	55,588	372,530 (7)
1975	57,455	387,312	323,868 (7)	46,266	392,929 (7)
1976	57,359	401,123	351,812 (7)	50,258	438,338 (7)
1977	57,359	401,513	336,500 (7)	48,071	409,377 (7)
1978	57,359	458,872	385,976 (8)	48,247	455,542 (8)
1979	57,799	463,832	416,168 (8)	52,021	477,321 (8)
1980	64,154	513,232	464,897 (8)	58,112	486,954 (8)
1981	64,410	515,280	436,563 (8)	54,570	453,575 (8)
1982	65,793	249,354	183,626 (4)	45,107	293,501 (5)
1983	65,793	545,897	418,771 (8)	52,346	409,867 (8)
1984	65,793	516,347	462,159 (8)	57,769	444,496 (8)
1985	65,793	526,344	486,212 (8)	60,776	517,146 (8)
1986	66,030	528,240	495,484 (8)	61,935	478,025 (8)
1987	66,030	528,240	459,192 (8)	57,399	407,783 (7)
1988	66,946	535,568	494,093 (8)	61,761	489,476 (8)
1989	66,946	535,568	489,976 (8)	61,247	506,193 (8)
1990	66,946	535,568	481,018 (8)	60,127	534,440 (8)
1991	66,946	535,568	491,778 (8)	61,472	531,835 (8)
1992	66,950	535,600	478,507 (8)	59,813	529,769 (8)
1993	66,950	535,600	465,832 (8)	58,229	486,675 (8)
1994	66,944	535,552	468,015 (8)	58,502	520,294 (8)

	Capacity	Sold	Actual	Average	Road
1995	66,944	535,552	476,587 (8)	59,573	510,327 (8)
1996	66,944	535,552	456,348 (8)	57,044	490,590 (8)
1997	66,944	535,552	421,900 (8)	52,738	536,184 (8)
1998	66,944	535,552	429,607 (8)	53,701	462,012 (8)
1999	66,944	535,552	443,713 (8)	55,464	517,237 (8)
2000	66,944	535,552	435,259 (8)	54,407	545,132 (8)
2001	66,944	535,552	482,878 (8)	60,360	525,068 (8)
2002*	52,057	494,847	426,285 (8)	53,286	542,061 (8)
2003	61,500	492,304	444,340 (8)	55,543	546,662 (8)
2004	61,500	495,706	442,272 (8)	55,284	541,641 (8)
2005	61,500	496,965	496,965 (8)	62,121	518,191 (8)
2006	61,500	497,786	497,786 (8)	62,223	550,577 (8)
2007	61,500	497,267	463,133 (8)	57,892	544,335 (8)
2008	61,500	496,276	461,232 (8)	57,654	532,130 (8)
2009	61,500	498,000	467,936 (8)	58,492	533,114 (8)
2010	61,500	497,561	474,974 (8)	59,372	525,302 (8)
2011	61,500	497,166	469,935 (8)	58,742	567,177 (8)
2012	61,500	498,633	480,504 (8)	60,063	557,829 (8)
2013	61,500	498,864	472,931 (8)	59,116	558,211 (8)
2014	61,500	494,218	449,869 (8)	56,234	556,417 (8)
2015	61,500	496,287	452,974 (8)	56,622	523,778 (8)
2016	61,500	482,951	403,799 (8)	60,368	577,656 (8)
2017	61,500	489,137	426,162 (8)	61,142	533,082 (8)

* Home games played at Memorial Stadium in Champaign, Ill. Capacity listed is NFL designated Chicago blackout number.

() Number in parentheses is number of games played.

Soldier Field			Ten largest crowds to watch the Bears			Road		
Attendance	Opponent	Date	Attendance	Opponent	Date	Attendance	Opponent	Date
66,900	vs. NY Giants	9/5/1993	100,470	at LA Rams	11/2/1958	90,554	at Dallas	9/25/2016
66,625**	vs. Philadelphia	10/2/1989	90,138	at Washington	9/11/2005	85,168	at Dallas	9/19/2010
66,475	vs. Minnesota	9/17/1989	83,501*	at LA Rams	12/17/1950	83,147	at Washington	10/20/2013
65,704**	vs. NY Giants	9/14/1987	83,224**	at Cleveland	11/3/1980	82,213	at Washington	12/6/2007
65,534*	vs. Philadelphia	12/31/1988	80,638	at Detroit	11/21/1976	80,456	at LA Rams	11/3/1957
65,506	vs. LA Rams	10/29/1989						
65,420	vs. Minnesota	9/23/1990						
65,293**	vs. San Francisco	10/24/1988						
65,255**	vs. NY Jets	9/23/1991						
65,141*	vs. Washington	10/13/1987						

Five smallest crowds to watch the Bears

Attendance	Opponent	Date	Attendance	Opponent	Date
29,157	vs. Green Bay	12/16/1973	2,500^	vs. Dallas Texans	11/27/1952
32,113†	vs. Minnesota	10/11/1987	4,074†	at Philadelphia	10/4/1987
33,557	vs. Green Bay	12/11/1977	32,637	at New Orleans	11/6/2005
34,306	vs. Green Bay	12/10/1978	34,350	at Baltimore	9/25/1983
35,052	vs. St. Louis	12/14/1975	36,816	at Tampa Bay	11/20/1983

* playoff game; ** Monday Night Football; ^ at Akron, Ohio; † strike game; ‡ at Baton Rouge, La.

NOTES:

- Last non-sellout: September 9, 1984 vs. Denver (4,432 unsold).
- Heading into 2018, the Bears have 284 straight sellouts (270 regular season, 14 playoffs).
- The Bears vs. All-Stars game on August 22, 1947 drew a crowd of 105,840 at Soldier Field, which was the largest crowd ever to watch any NFL game until August 15, 1994, when the Cowboys-Oilers pre-season game drew 112,376 at Azteca Stadium in Mexico City.



ANNUAL SCORING LEADERS

Year	Player	TD	PAT	FG	Pts	Year	Player	TD	PAT	FG	Pts
2017	Howard, Jordan	9	0	0	54	1969	Percival, Mac	0	26	8	50
2016	Barth, Connor	0	31	18	85	1968	Percival, Mac	0	25	25	100
2015	Gould, Robbie	0	28	33	127	1967	Sayers, Gale	12	0	0	72
2014	Forté, Matt	10	2	0	64	1966	Leclerc, Roger	0	24	18	78
2013	Gould, Robbie	0	45	26	123	1965*	Sayers, Gale	22	0	0	132
2012	Gould, Robbie	0	33	21	96	1964	Morris, Johnny	10	0	0	60
2011	Gould, Robbie	0	37	28	121	1963	Ditka, Mike	8	0	0	48
2010	Gould, Robbie	0	35	25	110	1962	Leclerc, Roger	0	36	13	75
2009	Gould, Robbie	0	33	24	105	1961	Ditka, Mike	12	0	0	72
2008	Gould, Robbie	0	41	26	119	1960	Aveni, John	0	23	7	44
2007	Gould, Robbie	0	33	31	126	1959	Casares, Rick	12	0	0	72
2006	Gould, Robbie	0	47	32	143	1958	Galimore, Willie	12	0	0	72
2005	Gould, Robbie	0	19	21	82	1957	Blanda, George	1	23	14	71
2004	Edinger, Paul	0	22	15	67	1956	Casares, Rick	14	0	0	84
2003	Edinger, Paul	0	27	26	105	1955	Blanda, George	2	37	11	82
2002	Edinger, Paul	0	29	22	95	1954	Hill, Harlon	12	0	0	72
2001	Edinger, Paul	0	34	26	112	1953	Blanda, George	0	27	7	48
2000	Edinger, Paul	0	21	21	84	1952	Blanda, George	1	30	6	54
1999	Robinson, Marcus	9	0	0	54	1951	Lujack, Johnny	7	10	0	52
1998	Jaeger, Jeff	0	27	21	90	1950	Lujack, Johnny	11	34	3	109
1997	Jaeger, Jeff	0	20	21	83	1949	Lujack, Johnny	2	42	1	57
1996	Jaeger, Jeff	0	23	19	80	1948	Lujack, Johnny	1	44	0	50
1995	Butler, Kevin	0	45	23	114	1947	Kavanaugh, Ken	13	0	0	78
1994	Butler, Kevin	0	24	21	87	1946	Gallarneau, Hugh	8	0	0	48
1993	Butler, Kevin	0	21	27	102	1945	Kavanaugh, Ken	6	0	0	36
1992	Butler, Kevin	0	34	19	91	1944	McLean, Ray	7	0	0	42
1991	Butler, Kevin	0	32	19	89	1943	Clark, Harry	10	0	0	60
1990	Butler, Kevin	0	36	26	114	1942	McLean, Ray	9	0	0	54
1989	Anderson, Neal	15	0	0	90	1941	McAfee, George	12	0	0	72
1988	Butler, Kevin	0	37	15	82	1940	McLean, Ray	4	1	0	25
1987	Butler, Kevin	0	28	19	85	1939	Manders, Jack	4	17	3	50
1986	Butler, Kevin	0	36	28	120	1938	Manders, Jack	3	10	3	37
1985*	Butler, Kevin	0	51	31	144	1937*	Manders, Jack	5	15	8	69
1984	Thomas, Bob	0	35	22	101	1936	Manders, Jack	4	17	7	62
1983	Thomas, Bob	0	35	14	77	1935	Karr, William	6	0	0	36
1982	Moorehead, Emery	5	0	0	30	1934*	Manders, Jack	3	31	10	79
1981	Roveto, John	0	19	10	49	1933	Manders, Jack	0	15	6	33
1980	Thomas, Bob	0	35	13	74						
1979	Payton, Walter	16	0	0	96						
1978	Thomas, Bob	0	26	17	77						
1977	Payton, Walter	16	0	0	96						
1976	Payton, Walter	13	0	0	78						
1975	Thomas, Bob	0	18	13	57						
1974	Roder, Mirro	0	18	13	57						
1973	Roder, Mirro	0	11	8	35						
1972	Percival, Mac	0	26	12	62						
1971	Percival, Mac	0	18	15	63						
1970	Percival, Mac	0	28	20	88						

*Led NFL



ANNUAL RUSHING LEADERS

Year	Player	Yards	Att	TD	Year	Player	Yards	Att	TD
2017	Howard, Jordan	1,122	276	9	1968	Sayers, Gale	856	138	2
2016	Howard, Jordan	1,313	252	6	1967	Sayers, Gale	880	186	7
2015	Forté, Matt	898	218	4	1966*	Sayers, Gale	1,231	229	8
2014	Forté, Matt	1,038	266	6	1965	Sayers, Gale	867	166	14
2013	Forté, Matt	1,339	289	9	1964	Arnett, Jon	400	119	1
2012	Forté, Matt	1,094	248	5	1963	Marconi, Joe	446	118	2
2011	Forté, Matt	997	203	3	1962	Marconi, Joe	406	89	5
2010	Forté, Matt	1,069	237	6	1961	Galimore, Willie	707	153	4
2009	Forté, Matt	929	258	4	1960	Casares, Rick	566	160	5
2008	Forté, Matt	1,238	316	8	1959	Casares, Rick	699	177	10
2007	Benson, Cedric	674	196	4	1958	Casares, Rick	651	176	2
2006	Jones, Thomas	1,210	296	6	1957	Casares, Rick	700	204	6
2005	Jones, Thomas	1,335	314	9	1956*	Casares, Rick	1,126	234	12
2004	Jones, Thomas	948	240	7	1955	Casares, Rick	672	125	4
2003	Thomas, Anthony	1,024	244	6	1954	Jagade, Chick	498	157	3
2002	Thomas, Anthony	721	214	6	1953	Morrison, Fred	307	95	2
2001	Thomas, Anthony	1,183	278	7	1952	Morrison, Fred	367	95	3
2000	Allen, James	1,120	290	2	1951	Dottley, John	670	127	3
1999	Enis, Curtis	916	287	3	1950	Gulyanics, George	571	146	2
1998	Bennett, Edgar	611	173	2	1949	Gulyanics, George	452	102	5
1997	Harris, Raymont	1,033	275	10	1948	Gulyanics, George	439	119	4
1996	Harris, Raymont	748	194	4	1947	Osmanski, Joe	328	64	1
1995	Salaam, Rashaan	1,074	296	10	1946	Gallarneau, Hugh	476	112	6
1994	Tillman, Lewis	899	275	7	1945	Margarita, Bob	497	112	3
1993	Anderson, Neal	646	202	4	1944	Margarita, Bob	463	88	4
1992	Anderson, Neal	582	156	5	1943	Clark, Harry	556	120	3
1991	Anderson, Neal	747	210	6	1942	Famiglietti, Gary	503	118	8
1990	Anderson, Neal	1,078	260	10	1941	McAfee, George	474	65	6
1989	Anderson, Neal	1,275	274	11	1940	Nolting, Ray	373	78	1
1988	Anderson, Neal	1,106	249	12	1939*	Osmanski, Bill	699	121	7
1987	Anderson, Neal	586	129	3	1938	Nolting, Ray	297	63	2
1986	Payton, Walter	1,333	321	8		Francis, Sam	297	85	3
1985	Payton, Walter	1,551	324	9	1937	Nolting, Ray	424	106	2
1984	Payton, Walter	1,684	381	11	1936	Nagurski, Bronko	529	122	3
1983	Payton, Walter	1,421	314	6	1935	Ronzani, Gene	356	79	2
1982	Payton, Walter	596	148	1	1934*	Feathers, Beattie	1,004	119	8
1981	Payton, Walter	1,222	339	6	1933	Nagurski, Bronko	533	128	1
1980	Payton, Walter	1,460	317	6					
1979	Payton, Walter	1,610	369	14					
1978	Payton, Walter	1,395	333	11					
1977*	Payton, Walter	1,852	339	14					
1976	Payton, Walter	1,390	311	13					
1975	Payton, Walter	679	196	7					
1974	Grandberry, Ken	475	144	2					
1973	Garrett, Carl	655	175	5					
1972	Douglass, Bobby	968	141	8					
1971	Shy, Don	420	116	2					
1970	Montgomery, Ross	229	62	0					
1969*	Sayers, Gale	1,032	236	8					

*Led NFL

ANNUAL PASSING LEADERS

Year	Player	Att	Cmp	Yards	TD	Int	Rating
2017	Trubisky, Mitchell	330	196	2,193	7	7	77.5
2016	Barkley, Matt	216	129	1,611	8	14	68.3
2015	Cutler, Jay	483	311	3,659	21	11	92.3
2014	Cutler, Jay	561	370	3,812	28	18	88.6
2013	Cutler, Jay	355	224	2,621	19	12	89.2
2012	Cutler, Jay	434	255	3,033	19	14	81.3
2011	Cutler, Jay	314	182	2,319	13	7	85.7
2010	Cutler, Jay	432	261	3,274	23	16	86.3
2009	Cutler, Jay	555	336	3,666	27	26	76.8
2008	Orton, Kyle	465	272	2,972	18	12	79.6
2007	Griese, Brian	262	161	1,803	10	12	75.6
2006	Grossman, Rex	480	262	3,193	23	20	73.9
2005	Orton, Kyle	368	190	1,869	9	13	59.7
2004	Hutchinson, Chad	161	92	903	4	3	73.6
2003	Stewart, Kordell	251	126	1,418	7	12	56.8
2002	Miller, Jim	314	180	1,944	13	9	77.5
2001	Miller, Jim	395	228	2,299	13	10	74.9
2000	McNown, Cade	280	154	1,646	8	9	68.5
1999	Matthews, Shane	275	167	1,645	10	6	80.6
1998	Kramer, Erik	250	151	1,823	9	7	83.1
1997	Kramer, Erik	477	275	3,011	14	14	74.0
1996	Krieg, Dave	377	226	2,278	14	12	76.3
1995	Kramer, Erik	522	315	3,838	29	10	93.5
1994	Walsh, Steve	343	208	2,078	10	8	77.9
1993	Harbaugh, Jim	325	200	2,002	7	11	72.1
1992	Harbaugh, Jim	358	202	2,486	13	12	76.2
1991	Harbaugh, Jim	478	275	3,121	15	16	73.7
1990	Harbaugh, Jim	312	180	2,178	10	6	81.9
1989	Tomczak, Mike	306	156	2,058	16	16	68.2
1988	McMahon, Jim	192	114	1,346	6	7	76.0
1987	McMahon, Jim	210	125	1,639	12	8	87.4
1986	McMahon, Jim	150	77	995	5	8	61.4
1985	McMahon, Jim	313	178	2,392	18	11	82.8
1984	McMahon, Jim	143	85	1,146	8	2	97.8
1983	McMahon, Jim	295	175	2,184	12	13	77.7
1982	McMahon, Jim	210	120	1,501	9	7	80.1
1981	Evans, Vince	436	195	2,354	11	20	51.0
1980	Evans, Vince	278	148	2,039	11	16	66.1
1979	Phipps, Mike	255	134	1,535	9	8	69.7
1978	Avellini, Bob	264	141	1,718	5	16	54.6
1977	Avellini, Bob	293	154	2,004	11	18	61.7
1976	Avellini, Bob	271	118	1,580	8	15	49.7
1975	Huff, Gary	205	114	1,083	3	9	57.1
1974	Huff, Gary	283	142	1,663	6	17	50.4
1973	Douglass, Bobby	174	81	1,057	5	7	59.2
1972	Douglass, Bobby	198	75	1,246	9	12	49.5
1971	Douglass, Bobby	225	91	1,164	7	15	38.7
1970	Concannon, Jack	385	194	2,130	16	18	61.6
1969	Concannon, Jack	160	87	1,783	4	8	31.3
1968	Concannon, Jack	143	71	715	5	9	49.8
1967	Concannon, Jack	186	92	1,260	6	14	51.0



CHICAGO BEARS ANNUAL LEADERS

Year	Player	Att	Cmp	Yards	TD	Int	Rating
1966	Bukich, Rudy	309	147	1,858	10	21	49.1
1965*	Bukich, Rudy	312	176	2,641	20	9	93.6
1964	Bukich, Rudy	160	99	1,099	12	7	89.0
1963	Wade, Bill	356	192	2,301	15	12	73.8
1962	Wade, Bill	412	225	3,172	18	24	70.2
1961	Wade, Bill	250	139	2,258	22	13	93.7
1960	Brown, Ed	149	59	1,079	7	11	50.1
1959	Brown, Ed	247	125	1,881	13	10	77.0
1958	Brown, Ed	218	102	1,418	10	17	51.0
1957	Brown, Ed	185	84	1,321	6	16	44.5
1956*	Brown, Ed	168	96	1,667	11	12	83.1
1955	Brown, Ed	164	85	1,307	9	10	71.4
1954	Bratkowski, Zeke	130	67	1,087	8	17	60.9
1953	Blanda, George	362	169	2,164	14	24	51.3
1952	Romanik, Steve	126	49	772	4	11	34.5
1951	Lujack, Johnny	176	85	1,295	3	8	59.9
1950	Lujack, Johnny	254	121	1,731	4	21	40.9
1949	Lujack, Johnny	312	162	2,658	23	22	75.9
1948	Luckman, Sid	163	89	1,047	13	14	65.2
1947	Luckman, Sid	323	176	2,712	24	31	67.6
1946*	Luckman, Sid	229	110	1,826	17	16	70.8
1945†	Luckman, Sid	217	117	1,725	14	10	82.6
1944	Luckman, Sid	143	71	1,018	11	11	66.8
1943*	Luckman, Sid	202	110	2,194	28	12	107.8
1942	Luckman, Sid	105	57	1,023	10	13	80.0
1941*	Luckman, Sid	119	68	1,181	9	6	95.5
1940	Luckman, Sid	105	48	941	4	9	60.7
1939	Masterson, Bernie	113	44	914	5	9	49.6
1938	Masterson, Bernie	112	46	848	7	9	55.6
1937	Masterson, Bernie	72	26	615	6	7	55.8
1936	Molesworth, Keith	31	15	188	4	4	67.7
1935	Masterson, Bernie	44	18	456	5	4	79.4
1934	Ronzani, Gene	32	15	150	3	0	91.9
1933	Molesworth, Keith	50	19	433	3	4	56.5

*Led NFL; †Tied for NFL lead.

HIGHEST QUARTERBACK RATINGS

		Season	Att	Cmp	Yards	Pct	Y/Att	TD	TD%	Int	Int%	Rate
1.	Josh McCown	2013	224	149	1,892	66.5	8.17	13	5.8	1	0.4	109.0
2.	Sid Luckman	1943	202	110	2,194	54.5	10.86	28	13.9	12	5.9	107.8
3.	Brian Hoyer	2016	200	134	1,445	67.0	7.2	6	3.0	0	0.0	98.0
4.	Jim McMahon	1984	143	85	1,146	59.4	8.01	8	5.6	2	1.4	97.8
5.	Sid Luckman	1941	119	68	1,181	57.1	9.92	9	7.6	6	5.0	95.5
6.	Bill Wade	1961	250	139	2,258	55.6	9.03	22	8.8	13	5.2	93.7
7.	Rudy Bukich	1965	312	176	2,641	56.4	8.46	20	6.4	9	2.9	93.6
8.	Erik Kramer	1995	522	315	3,838	60.3	7.35	29	5.6	10	1.9	93.5
9.	Jay Cutler	2015	483	311	3,659	64.4	7.58	21	4.3	11	2.3	92.3
10.	Jay Cutler	2013	355	224	2,621	63.1	7.38	19	5.4	12	3.4	89.2
11.	Rudy Bukich	1964	160	99	1,099	61.9	6.87	12	7.5	7	4.4	89.0
12.	Jay Cutler	2014	561	370	3,812	66.0	6.80	28	5.0	18	3.2	88.6
13.	Jim McMahon	1987	210	125	1,639	59.5	7.80	12	5.7	8	3.8	87.4
14.	Jay Cutler	2010	432	261	3,274	60.4	7.58	23	5.3	16	3.7	86.3
15.	Jay Cutler	2011	314	182	2,319	58.0	7.39	13	4.1	7	2.2	85.7

STARTING QUARTERBACK RECORDS



1961-2017 (Regular Season only)

	1961	1962	1963	1964	1965	1966	1967	1968	1969	1970	1971	Total
Bill Wade	8-6	9-5	11-1-2	2-8	0-2	0-0						30-22-2
Rudy Bukich		0-0	0-0	3-1	9-3	5-7-2	0-0	0-0				17-11-2
Larry Rakestraw				0-0	0-0	0-0	0-2	0-2				0-4
Jack Concannon							7-4-1	3-4	0-5	5-8	2-1	17-22-1
Virgil Carter								4-1	0-2			4-3
Bobby Douglass									1-6	1-0	3-4	continued
Kent Nix										0-0	1-3	1-3
Season Totals	8-6	9-5	11-1-2	5-9	9-5	5-7-2	7-6-1	7-7	1-13	6-8	6-8	

	1972	1973	1974	1975	1976	1977	1978	1979	1980	1981	1982	Total
Bobby Douglass	4-9-1	3-9	1-2	0-1								13-31-1
Gary Huff		0-2	3-8	2-7	0-0							5-17
Bob Avellini				2-2	7-7	9-5	4-8	1-2	0-0	0-0	0-2	continued
Mike Phipps						0-0	3-1	9-1	2-4			14-6
Vince Evans						0-0	0-0	0-3	5-5	6-10	0-0	continued
Jim McMahon											3-4	continued
Season Totals	4-9-1	3-11	4-10	4-10	7-7	9-5	7-9	10-6	7-9	6-10	3-6	

	1983	1984	1985	1986	1987	1988	1989	1990	1991	1992	1993	Total
Bob Avellini	0-0	0-1										23-24
Vince Evans	1-2											12-20
Jim McMahon	7-6	7-2	11-0	6-0	5-1	7-2						46-15
Steve Fuller		2-2	4-1	0-2								6-5
Rusty Lisch		0-1										0-1
Greg Landry		1-0										1-0
Mike Tomczak			0-0	7-0	4-2	4-1	5-6	1-1				21-10
Doug Flutie				1-0								1-0
Mike Hohensee					2-0							2-0
Steve Bradley					0-1							0-1
Jim Harbaugh					0-0	1-1	1-4	10-4	11-5	5-8	7-8	35-30
Peter Tom Willis								0-0	0-0	0-2	0-1	0-3
Will Furrer										0-1		0-1
Shane Matthews											0-0	continued
Season Totals	8-8	10-6	15-1	14-2	11-4	12-4	6-10	11-5	11-5	5-11	7-9	

HISTORY



CHICAGO BEARS STARTING QUARTERBACK RECORDS

	1994	1995	1996	1997	1998	1999	2000	2001	2002	2003	2004	Total
Erik Kramer	1-4	9-7	1-3	4-9	3-5							18-28
Steve Walsh	8-3	0-0										8-3
Dave Krieg			6-6									6-6
Rick Mirer				0-3								0-3
Steve Stenstrom		0-0	0-0	0-0	1-6							1-6
Moses Moreno					0-1							0-1
Shane Matthews	0-0		0-0			3-4	3-2	2-1				8-7
Cade McNown						2-4	1-8					3-12
Jim Miller					0-0	1-2	1-1	11-2	2-6			15-11
Chris Chandler									2-5	3-3		5-8
Henry Burris									0-1			0-1
Kordell Stewart										2-5		2-5
Rex Grossman										2-1	1-2	continued
Jonathan Quinn											0-3	0-3
Craig Krenzel											3-2	3-2
Chad Hutchinson											1-4	1-4
Season Totals	9-7	9-7	7-9	4-12	4-12	6-10	5-11	13-3	4-12	7-9	5-11	

	2005	2006	2007	2008	2009	2010	2011	2012	2013	2014	2015	Total
Rex Grossman	1-0	13-3	2-5	0-1								19-12
Kyle Orton	10-5	0-0	2-1	9-6								21-12
Brian Griese		0-0	3-3									3-3
Jay Cutler					7-9	10-5	7-3	10-5	5-6	5-10	6-9	continued
Todd Collins						1-0						1-0
Caleb Hanie							0-4					0-4
Josh McCown							1-1		3-2			4-3
Jason Campbell								0-1				0-1
Jimmy Clausen										0-1	0-1	0-2
Season Totals	11-5	13-3	7-9	9-7	7-9	11-5	8-8	10-6	8-8	5-11	6-10	

	2016	2017	2018	2019	2020	2021	2022	2023	2024	2025	2026	Total
Jay Cutler	1-4											51-51
Brian Hoyer	1-4											1-4
Matt Barkley	1-5											1-5
Mike Glennon		1-3										1-3
Mitchell Trubisky		4-8										4-8
Season Totals	3-13	5-11										

FORMULA FOR QB RATING

Quarterback Rating uses five factors in determining a rating: attempts, completions, gross yardage, touchdowns and interceptions. A passer rating of 158.3 is considered perfect.

The following is the formula which works when entered into Microsoft Excel:

$$= \text{ROUND}(\frac{((\text{MAX}(\text{MIN}(2.375, ((\text{B1} * 100) / \text{A1}) - 30) * (0.05)), 0)) + (\text{MAX}(\text{MIN}(2.375, ((\text{D1} * 100) / \text{A1}) * (0.2)), 0)) + (\text{MAX}(\text{MIN}(2.375, ((\text{E1} * 100) / \text{A1}) - 9.5) * (-0.25)), 0)) + (\text{MAX}(\text{MIN}(2.375, ((\text{C1} / \text{A1}) - 3) * (0.25)), 0))) * 100) / 6, 1)$$

A1=ATTEMPTS; B1=COMPLETIONS; C1=GROSS YARDS; D1=TOUCHDOWNS; E1=INTERCEPTIONS



ANNUAL RECEIVING LEADERS

— RECEPTIONS —

Year	Player	No	Yards	TD
2017	Wright, Kendall	59	614	1
2016	Meredith, Cameron	66	888	4
2015	Jeffery, Alshon	54	807	4
2014**	Forté, Matt	102	808	4
2013	Marshall, Brandon	100	1,295	12
2012	Marshall, Brandon	118	1,508	11
2011	Forté, Matt	52	490	1
2010	Forté, Matt	51	547	3
	Knox, Johnny	51	960	5
2009	Olsen, Greg	60	612	8
2008	Forté, Matt	63	477	4
2007	Berrian, Bernard	71	951	5
2006	Muhammad, Muhsin	60	863	5
2005	Muhammad, Muhsin	64	750	4
2004	Jones, Thomas	56	427	0
2003	Booker, Marty	52	715	4
2002	Booker, Marty	97	1,189	6
2001	Booker, Marty	100	1,071	8
2000	Robinson, Marcus	55	738	5
	Kennison, Eddie	55	549	2
1999	Engram, Bobby	88	947	4
1998	Engram, Bobby	64	987	5
1997	Proehl, Ricky	58	753	7
1996	Conway, Curtis	81	1,049	7
1995	Graham, Jeff	82	1,301	4
1994	Graham, Jeff	68	944	4
1993	Waddle, Tom	44	552	1
1992	Davis, Wendell	54	734	2
1991	Davis, Wendell	61	945	6
1990	Muster, Brad	47	452	0
1989	Anderson, Neal	50	434	4
1988	McKinnon, Dennis	45	704	3
1987	Anderson, Neal	47	467	3
1986	Gault, Willie	42	818	5
1985	Payton, Walter	49	483	2
1984	Payton, Walter	45	368	0
1983	Payton, Walter	53	607	2
1982	Suhey, Matt	36	333	0
1981	Payton, Walter	41	379	2
1980	Payton, Walter	46	367	1
1979	Williams, Dave	42	354	5
1978	Payton, Walter	50	480	0
1977	Scott, James	50	809	3
1976	Harper, Roland	29	291	1
1975	Rather, Bo	39	685	2
1974	Wade, Charlie	39	683	1
1973	Garrett, Carl	23	292	0
1972	Thomas, Earl	20	365	3
1971	Farmer, George	46	737	5

Year	Player	No	Yards	TD
1970*	Gordon, Dick	71	1,026	13
1969	Wallace, Bob	47	553	5
1968	Gordon, Dick	29	477	4
1967	Gordon, Dick	31	534	5
1966	Sayers, Gale	34	447	2
1965	Morris, Johnny	53	846	4
1964*	Morris, Johnny	93	1,200	10
1963	Ditka, Mike	59	794	8
1962	Ditka, Mike	58	904	5
	Morris, Johnny	58	889	5
1961	Ditka, Mike	56	1,076	12
1960	Dewveall, Willard	43	804	5
1959	Dooley, Jim	41	580	3
1958	McColl, Bill	35	517	8
1957	Dooley, Jim	37	530	1
1956	Hill, Harlon	47	1,128	11
1955	Hill, Harlon	42	789	9
1954	Hill, Harlon	45	1,124	12
1953	Dooley, Jim	53	841	4
1952	Schroeder, Gene	39	660	6
1951	Hoffman, John	28	394	2
1950	Keane, Jim	36	433	0
1949	Keane, Jim	47	696	6
1948	Keane, Jim	30	414	3
1947*	Keane, Jim	64	910	10
1946	Kavanaugh, Ken	18	337	5
1945	Wilson, George	28	259	3
1944	Wilson, George	24	265	4
1943	Clark, Harry	23	535	7
1942	McLean, Ray	19	571	8
1941	Plasman, Dick	14	283	0
1940	Kavanaugh, Ken	12	276	3
1939	Plasman, Dick	19	403	3
1938	Karr, Bill	14	253	4
1937	McDonald, Lester	11	179	4
1936	Hewitt, Bill	15	358	6
1935	Johnsno, Luke	19	298	4
1934	Hewitt, Bill	10	151	5
1933	Hewitt, Bill	16	273	2
1932	Johnsno, Luke	24	321	2

*Led NFL

**Single-season record among RBs



ANNUAL RECEIVING LEADERS

— YARDS —

Year	Player	Yards	No	TD
2017	Wright, Kendall	614	59	1
2016	Meredith, Cameron	888	66	4
2015	Jeffery, Alshon	807	54	4
2014	Jeffery, Alshon	1,133	85	10
2013	Jeffery, Alshon	1,421	89	7
2012	Marshall, Brandon	1,508	118	11
2011	Knox, Johnny	727	37	2
2010	Knox, Johnny	960	51	5
2009	Hester, Devin	757	57	3
2008	Hester, Devin	665	51	3
2007	Berrian, Bernard	951	71	5
2006	Muhammad, Muhsin	863	60	5
2005	Muhammad, Muhsin	750	64	4
2004	Terrell, David	699	42	1
2003	Booker, Marty	715	52	4
2002	Booker, Marty	1,189	97	7
2001	Booker, Marty	1,071	100	8
2000	Robinson, Marcus	738	55	5
1999	Robinson, Marcus	1,400	84	9
1998	Engram, Bobby	987	64	5
1997	Proehl, Ricky	753	58	7
1996	Conway, Curtis	1,049	81	7
1995	Graham, Jeff	1,301	82	4
1994	Graham, Jeff	944	68	4
1993	Waddle, Tom	552	44	1
1992	Davis, Wendell	734	54	2
1991	Davis, Wendell	945	61	6
1990	Davis, Wendell	572	39	3
1989	Morris, Ron	486	30	1
1988	McKinnon, Dennis	704	45	3
1987	Gault, Willie	705	35	7
1986	Gault, Willie	818	42	5
1985	Gault, Willie	704	33	1
1984	Gault, Willie	587	34	6
1983	Gault, Willie	836	40	8
1982	Moorehead, Emery	363	30	5
1981	Margerum, Ken	584	39	1
1980	Scott, James	696	36	3
1979	Baschnagel, Brian	452	30	2
1978	Scott, James	759	42	5
1977	Scott, James	809	50	3
1976	Scott, James	512	26	6
1975	Rather, Bo	685	39	2
1974	Wade, Charles	683	39	1
1973	Thomas, Earl	343	24	4
1972	Farmer, George	380	14	2
1971	Farmer, George	737	46	5
1970	Gordon, Dick	1,026	71	13
1969	Wallace, Bob	553	47	5

Year	Player	Yards	No	TD
1968	Gordon, Dick	477	29	4
1967	Gordon, Dick	534	31	5
1966	Jones, Jimmie	504	28	5
1965	Morris, Johnny	846	53	4
1964*	Morris, Johnny	1,200	93	10
1963	Ditka, Mike	794	59	8
1962	Ditka, Mike	904	58	5
1961	Ditka, Mike	1,076	56	12
1960	Dewveall, Willard	804	43	5
1959	Dooley, Jim	580	41	3
1958	McColl, Bill	517	35	8
1957	Dooley, Jim	530	37	1
1956	Hill, Harlon	1,128	47	11
1955	Hill, Harlon	789	42	9
1954	Hill, Harlon	1,124	45	12
1953	Dooley, Jim	841	53	4
1952	Schroeder, Gene	660	39	6
1951	Schroeder, Gene	461	24	3
1950	Keane, Jim	433	36	0
1949	Keane, Jim	696	47	6
1948	Keane, Jim	414	30	3
1947	Keane, Jim	910	64	10
1946	McLean, Ray	348	17	2
1945	Kavanaugh, Ken	539	35	6
1944	McLean, Ray	414	19	5
1943	Clark, Harry	535	23	7
1942	McLean, Ray	571	19	8
1941	Kavanaugh, Ken	314	11	6
1940	Kavanaugh, Ken	276	12	3
1939	Plasman, Dick	403	19	3
1938	Karr, Bill	253	14	4
1937	Manske, Eggs	225	9	3
1936	Hewitt, Bill	358	15	6
1935	Johnsos, Luke	298	19	4
1934	Hewitt, Bill	151	10	5
1933	Hewitt, Bill	273	16	2
1932	Johnsos, Luke	321	24	2

*Led NFL



ANNUAL PUNT RETURN LEADERS

Year	Player	No	Yds	Avg	Year	Player	No	Yds	Avg
2017	Cohen, Tarik	29	272	9.4	1967	Gordon, Dick	12	82	6.8
2016	Royal, Eddie	19	166	8.7	1966	Arnett, Jon	15	58	3.9
2015	Mariani, Marc	29	192	6.6	1965	Sayers, Gale	16	238	14.9
2014	Holmes, Santonio	9	50	5.6	1964	Arnett, Jon	19	188	9.9
2013	Hester, Devin	18	256	14.2	1963	Morris, Johnny	16	164	10.3
2012	Hester, Devin	40	331	8.3	1962	Morris, Johnny	20	208	10.4
2011*	Hester, Devin	28	454	16.2	1961	Morris, Johnny	23	155	6.7
2010*	Hester, Devin	33	564	17.1	1960	Morris, Johnny	13	75	5.8
2009	Hester, Devin	24	187	7.8	1959*	Morris, Johnny	14	171	12.2
2008	Hester, Devin	32	198	6.2	1958	Morris, Johnny	14	96	6.9
2007	Hester, Devin	42	651	15.5	1957	Drzewiecki, Ron	22	64	2.9
2006*	Hester, Devin	47	600	12.8	1956	Jeter, Perry	6	66	11.0
2005	Wade, Bobby	33	317	9.6		Smith, Ray	6	66	11.0
2004	McQuarters, R.W.	44	435	9.9	1955	Drzewiecki, Ron	20	100	5.0
2003	McQuarters, R.W.	37	452	12.2	1954	Stone, Billy	14	40	2.9
2002	Johnson, Leon	28	288	10.3	1953	Macon, Ed	17	68	4.0
2001	Johnson, Leon	28	255	9.1	1952	White, Wilford	23	117	5.1
2000	Milburn, Glyn	35	300	8.6	1951	White, Wilford	14	131	9.4
1999	Milburn, Glyn	30	346	11.5	1950	McAfee, George	33	284	8.6
1998	Milburn, Glyn	25	291	11.6	1949	McAfee, George	24	279	11.6
1997	Hughes, Tyrone	36	258	7.2	1948*	McAfee, George	30	417	13.9
1996	Engram, Bobby	31	282	9.1	1947	McAfee, George	18	261	14.5
1995	Graham, Jeff	23	183	8.0	1946	Gallarneau, Hugh	10	99	9.9
1994	Graham, Jeff	15	140	9.3	1945	Margarita, Bob	7	66	9.4
1993	Obee, Terry	35	289	8.3	1944	Grygo, Al	11	100	9.1
1992	Woolford, Donnell	12	127	10.6	1943	Clark, Harry	10	158	15.8
1991	Bailey, Johnny	36	281	7.8	1942	Gallarneau, Hugh	9	101	11.2
1990	Bailey, Johnny	36	399	11.1	1941	McAfee, George	5	158	31.6
1989	Green, Mark	16	141	8.8					
1988	McKinnon, Dennis	34	277	8.1					
1987	McKinnon, Dennis	40	405	10.1					
1986	Barnes, Lew	57	482	8.5					
1985	Taylor, Ken	25	198	7.9					
1984	Fisher, Jeff	58	492	8.5					
1983	McKinnon, Dennis	34	316	9.3					
1982	Fisher, Jeff	9	65	7.2					
1981	Fisher, Jeff	43	509	11.8					
1980	Walterscheid, Lenny	33	239	7.2					
1979	Schubert, Steve	25	238	9.5					
1978	Schubert, Steve	27	229	8.5					
1977	Schubert, Steve	31	291	9.4					
1976	Livers, Virgil	28	205	7.3					
1975	Livers, Virgil	42	456	10.9					
1974	Hill, Ike	33	183	5.5					
1973	Hill, Ike	36	204	5.7					
1972	Smith, Ron	26	163	6.3					
1971	Smith, Ron	26	194	7.5					
1970	Cole, Linzy	14	83	5.9					
1969	Lyle, Garry	12	78	6.5					
1968	Turner, Cecil	9	19	2.1					

*Led NFL



ANNUAL KICKOFF RETURN LEADERS

Year	Player	No	Yds	Avg
2017	Cohen, Tarik	26	583	22.4
2016	Thompson, Deonte	35	804	23.0
2015	Mariani, Marc	16	418	26.1
2014	Williams, Chris	24	579	24.1
2013	Hester, Devin	52	1,436	27.6
2012	Hester, Devin	24	621	25.9
2011	Hester, Devin	33	723	21.9
2010	Manning, Danieal	33	816	24.7
2009	Knox, Johnny	32	927	29.0
2008*	Manning, Danieal	36	1,070	29.7
2007	Hester, Devin	43	934	21.7
2006	Davis, Rashied	32	753	23.5
2005	Azumah, Jerry	32	705	22.0
2004	Azumah, Jerry	42	924	22.0
2003*	Azumah, Jerry	41	1,191	29.0
2002	Merritt, Ahmad	45	1,029	22.9
2001	Denson, Autry	23	534	23.2
2000	Milburn, Glyn	63	1,468	23.3
1999	Milburn, Glyn	61	1,426	23.4
1998	Milburn, Glyn	62	1,550	25.0
1997	Hughes, Tyrone	43	1,008	23.4
1996	Jackson, Jack	27	619	22.9
1995	Lewis, Nate	42	904	21.5
1994	Lewis, Nate	35	874	25.0
1993	Conway, Curtis	21	450	21.4
1992	Lewis, Darren	23	511	22.2
1991	Bailey, Johnny	16	311	19.4
1990	Bailey, Johnny	23	363	15.8
1989	Gentry, Dennis	28	667	23.8
1988	Gentry, Dennis	27	578	21.4
1987	Gentry, Dennis	25	621	24.8
1986*	Gentry, Dennis	20	576	28.8
1985	Gault, Willie	22	577	26.2
1984	Cameron, Jack	26	485	18.7
1983	Gault, Willie	13	276	21.2
1982	Watts, Rickey	14	330	23.6
1981	Williams, Dave	23	486	21.1
1980	Williams, Dave	27	666	24.7
1979	Walterscheid, Lenny	19	427	22.5
1978	Baschnagel, Brian	20	455	22.8
1977	Baschnagel, Brian	23	557	24.2
1976	Baschnagel, Brian	29	754	26.0
1975*	Payton, Walter	14	444	31.7
1974	Grandberry, Ken	22	568	25.8
1973*	Garrett, Carl	16	486	30.4
1972*	Smith, Ron	30	924	30.8
1971	Smith, Ron	26	671	25.8
1970	Turner, Cecil	23	752	32.7
1969	Sayers, Gale	14	339	24.2
1968	Turner, Cecil	20	363	18.2

Year	Player	No	Yds	Avg
1967	Sayers, Gale	16	603	37.7
1966*	Sayers, Gale	23	718	31.2
1965	Sayers, Gale	21	660	31.4
1964	Martin, Billy	24	534	22.3
1963	Bull, Ronnie	7	105	15.0
1962	Martin, Billy	25	515	20.6
1961	Bivins, Charles	25	669	26.7
1960	Galimore, Willie	12	292	24.3
1959	Morris, Johnny	17	438	25.8
1958	Morris, Johnny	16	399	24.9
1957	Drzewiecki, Ron	13	315	24.2
1956	Bingham, Don	17	444	26.1
1955	Drzewiecki, Ron	25	591	23.6
1954	Jagade, Chick	11	195	17.7
1953	Macon, Ed	13	373	28.7
1952	Macon, Ed	9	299	33.2
1951	Morrison, Fred	13	353	27.2
1950	Hunsinger, Chuck	23	343	14.9
1949	Dreyer, Fred	13	338	26.0
1948	Minini, Frank	12	370	30.8
1947	Minini, Frank	11	261	23.7
1946	Osmanski, Bill	8	203	25.4
1945	Margarita, Bob	10	155	15.5
1944	Margarita, Bob	12	279	23.3
1943	Clark, Harry	13	326	25.1
1942	Gallarneau, Hugh	6	151	25.2
1941	McAfee, George	7	223	31.9

*Led NFL



ANNUAL INTERCEPTION LEADERS

Year	Player	No	Yards
2017	Jackson, Eddie	2	82
	Callahan, Bryce	2	73
	Fuller, Kyle	2	0
2016	Porter, Tracy	2	28
	LeBlanc, Cre'Von	2	24
2015	Fuller, Kyle	2	24
2014	Fuller, Kyle	4	81
	Mundy, Ryan	4	52
2013	Jennings, Tim	4	111
2012*	Jennings, Tim	9	105
2011	Moore, D.J.	4	31
2010	Tillman, Charles	5	127
	Harris, Chris	5	69
2009	Bowman, Zackary	6	67
2008	Payne, Kevin	4	147
2007	Urlacher, Brian	5	101
2006	Manning, Jr., Ricky	5	113
	Tillman, Charles	5	32
2005	Vasher, Nathan	8	145
2004	Vasher, Nathan	5	177
2003	Azumah, Jerry	4	44
	Tillman, Charles	4	27
2002	Brown, Mike	3	16
2001	Brown, Mike	5	81
2000	Parrish, Tony	3	81
1999	Hudson, Chris	3	28
1998	Harris, Walt	4	41
1997	Harris, Walt	5	30
1996	Woolford, Donnell	6	37
1995	Woolford, Donnell	4	21
1994	Woolford, Donnell	5	30
1993	Carrier, Mark	4	94
	Jones, Dante	4	52
1992	Woolford, Donnell	7	67
1991	Stinson, Lemuel	4	69
1990*	Carrier, Mark	10	39
1989	Stinson, Lemuel	4	59
1988	Jackson, Vestee	8	94
1987	Duerson, Dave	3	0
1986	Richardson, Mike	7	69
1985	Frazier, Leslie	6	119
1984	Fencik, Gary	5	102
1983	Frazier, Leslie	7	135
1982	Schmidt, Terry	4	39
1981	Fencik, Gary	6	121
1980	Walterscheid, Lenny	4	84
1979	Schmidt, Terry	6	44
	Fencik, Gary	6	31
1978	Fencik, Gary	4	77
1977	Ellis, Allan	6	23

Year	Player	No	Yards
1976	Brupbacher, Ross	7	49
1975	Clemons, Craig	2	109
	Plank, Doug	2	50
	Livers, Virgil	2	40
	Ellis, Allan	2	4
1974	Clemons, Craig	4	84
1973	Lyle, Garry	5	62
1972	Ford, Charlie	7	104
1971	Ford, Charlie	5	46
1970	Buffone, Doug	4	33
1969	Taylor, Joe	3	37
	Daniels, Dick	3	37
	Youngblood, George	3	22
1968	McRae, Bennie	4	41
1967	McRae, Bennie	5	94
	Petitbon, Richie	5	93
	Taylor, Roosevelt	5	19
1966	Petitbon, Richie	4	34
1965	Butkus, Dick	5	84
1964	Caroline, JC	2	84
	Whitsell, Dave	2	57
	Taylor, Roosevelt	2	45
	McRae, Bennie	2	44
	George, Bill	2	28
1963*	Taylor, Roosevelt	9	172
1962	Petitbon, Richie	6	212
1961	Whitsell, Dave	6	123
1960	Caroline, JC	3	31
1959	Barnes, Erich	5	67
1958	Sumner, Charles	6	67
1957	Johnson, Jack	4	36
1956	Caroline, JC	6	182
1955	Sumner, Charles	7	162
1954	Whitman, SJ	5	117
1953	Kindt, Don	6	172
1952	Dooley, Jim	5	30
1951	Schroeder, Gene	5	62
1950	Davis, Harper	5	59
1949	McAfee, George	6	76
1948	Lujack, Johnny	8	131
1947	Mullins, Noah	6	113
1946	Farris, Tom	4	43
1945	Margarita, Bob	6	79
1944	Grygo, Al	4	79
1943	Clark, Harry	5	32
1942*	Turner, Clyde	8	96
1941	McAfee, George	6	78
1940	Clark, Harry	4	62
	Famiglietti, Gary	4	18
	McAfee, George	4	50

*Led NFL



ANNUAL PUNTING LEADERS

Year	Player	No	Avg	Year	Player	No	Avg
2017	O'Donnell, Pat	87	47.0	1968	Green, Bobby Joe	27	42.3
2016	O'Donnell, Pat	68	42.6	1967	Green, Bobby Joe	79	42.9
2015	O'Donnell, Pat	70	44.2	1966	Green, Bobby Joe	80	41.9
2014	O'Donnell, Pat	71	43.8	1965	Green, Bobby Joe	58	42.7
2013	Podlesh, Adam	68	40.6	1964	Green, Bobby Joe	71	44.5
2012	Podlesh, Adam	81	42.0	1963	Green, Bobby Joe	64	46.5
2011	Podlesh, Adam	89	43.9	1962	Green, Bobby Joe	69	43.7
2010	Maynard, Brad	83	40.1	1961	Brown, Ed	59	42.2
2009	Maynard, Brad	77	41.4	1960	Brown, Ed	56	39.8
2008	Maynard, Brad	96	41.2	1959	Brown, Ed	64	41.2
2007	Maynard, Brad	88	41.8	1958	Brown, Ed	27	42.2
2006	Maynard, Brad	77	44.2	1957	Brown, Ed	34	40.1
2005	Maynard, Brad	96	41.0	1956	Brown, Ed	42	39.1
2004	Maynard, Brad	108	42.9	1955	Brown, Ed	44	40.1
2003	Maynard, Brad	79	41.2	1954	Bratkowski, Zeke	39	41.0
2002	Maynard, Brad	87	42.3	1953	Morrison, Fred	65	42.6
2001	Maynard, Brad	87	42.6	1952	Morrison, Fred	64	42.3
2000	Aguiar, Louie	52	38.8	1951	Morrison, Fred	57	39.0
1999	Sauerbrun, Todd	85	40.9	1950*	Morrison, Fred	57	43.3
1998	Horan, Mike	64	41.3	1949*	Gulyanics, George	29	47.2
1997	Sauerbrun, Todd	95	43.5	1948	Gulyanics, George	55	44.2
1996	Sauerbrun, Todd	78	44.8	1947*	Gulyanics, George	23	44.8
1995	Sauerbrun, Todd	55	37.8	1946	Luckman, Sid	33	37.4
1994	Gardocki, Chris	76	37.8	1945	Luckman, Sid	36	37.4
1993	Gardocki, Chris	80	38.5	1944	McEnulty, Doug	25	39.8
1992	Gardocki, Chris	79	42.9	1943	Luckman, Sid	34	35.9
1991	Buford, Maury	69	40.8	1942	Luckman, Sid	24	40.6
1990	Buford, Maury	76	40.4	1941	Luckman, Sid	13	41.1
1989	Buford, Maury	72	39.5	1940	Luckman, Sid	27	42.5
1988	Wagner, Bryan	79	41.5	1939	Luckman, Sid	27	43.3
1987	Wagner, Bryan	36	40.6	*Led NFL			
1986	Buford, Maury	69	41.3				
1985	Buford, Maury	68	42.2				
1984	Finzer, Dave	83	40.1				
1983	Parsons, Bob	79	36.9				
1982	Parsons, Bob	58	41.3				
1981	Parsons, Bob	114	39.7				
1980	Parsons, Bob	79	40.6				
1979	Parsons, Bob	92	37.9				
1978	Parsons, Bob	96	37.0				
1977	Parsons, Bob	80	40.4				
1976	Parsons, Bob	99	37.6				
1975	Parsons, Bob	93	39.0				
1974	Parsons, Bob	90	37.8				
1973	Green, Bobby Joe	82	40.5				
1972	Green, Bobby Joe	67	41.2				
1971	Green, Bobby Joe	77	40.1				
1970	Green, Bobby Joe	83	40.9				
1969	Green, Bobby Joe	76	39.0				

ANNUAL SACKS LEADERS

Year	Player	No	Yards	Year	Player	No	Yards
2017	Hicks, Akiem	8.5	57.0	1993	Dent, Richard	13.5	90.0
2016	Young, Willie	7.5	43.0	1992	McMichael, Steve	10.5	66.5
2015	Houston, Lamarr	8.0	63.0	1991	Dent, Richard	10.5	72.0
2014	Young, Willie	10.0	65.0	1990	Dent, Richard	12.0	101.0
2013	Peppers, Julius	7.5	47.0	1989	Dent, Richard	9.0	64.0
2012	Peppers, Julius	11.5	73.5	1988	McMichael, Steve	11.5	95.0
2011	Peppers, Julius	11.0	60.0	1987	Dent, Richard	12.5	94.0
2010	Idonije, Israel	8.0	66.5	1986	Dent, Richard	11.5	87.0
	Peppers, Julius	8.0	54.0	1985*	Dent, Richard	17.0	133.5
2009	Ogunleye, Adewale	6.5	51.5	1984	Dent, Richard	17.5	140.5
2008	Brown, Alex	6.0	43.0	1983	Hartenstine, Mike	12.0	91.5
2007	Ogunleye, Adewale	9.0	57.0	1982^	Hampton, Dan	7.0	57.0
2006	Anderson, Mark	12.0	102.0	1981	Page, Alan	9.0	84.0
2005	Ogunleye, Adewale	10.0	55.0		Hampton, Dan	9.0	77.0
2004	Brown, Alex	6.0	34.5	1980	Hampton, Dan	11.5	108.5
2003	Brown, Alex	5.5	33.5	1979	Osborne, Jim	10.5	79.0
2002	Colvin, Roosevelt	10.5	71.0	1978	Page, Alan	11.5	94.0
2001	Colvin, Roosevelt	10.5	64.0	1977	Rydalch, Ron	9.5	81.0
2000	Urlacher, Brian	8.0	49.0	1976	Osborne, Jim	15.0	129.0
1999	Simmons, Clyde	7.0	49.0	1975	Chambers, Wally	14.0	105.0
1998	Flanigan, Jim	8.5	55.0	1974	Chambers, Wally	6.0	53.0
1997	Flanigan, Jim	6.0	51.0	1973	Osborne, Jim	10.0	92.0
	Minter, Barry	6.0	35.0	1972	Osborne, Jim	5.0	N/A
1996	Spellman, Alonzo	8.0	67.0	1971	Holman, Willie	9.0	N/A
1995	Flanigan, Jim	11.0	75.0	1970	Holman, Willie	12.0	N/A
1994	Armstrong, Trace	7.5	52.0				

*Led NFL

^Became official NFL stat

DOUBLE-DIGIT SACKS

Since sacks became an official NFL statistic in 1982, the Bears have recorded 24 double-digit sack seasons by 11 different players.

DE Richard Dent, the Bears franchise record holder with 124.5 career sacks, also recorded the most double-digit sack seasons in franchise history with eight. Dent holds the single-season marks with 17.5 sacks in 1984 and also owns the top four single-season totals in team history.

CHICAGO BEARS DOUBLE-DIGIT SACK SEASONS

Player	Season	Sacks	Player	Season	Sacks	Player	Season	Sacks
1 Richard Dent	1984	17.5	Steve McMichael	1988	11.5	21 Trace Armstrong	1990	10.0
2 Richard Dent	1985	17.0	Julius Peppers	2012	11.5	Dan Hampton	1986	10.0
3 Richard Dent	1987	12.5	13 Jim Flanigan	1995	11.0	Steve McMichael	1984	10.0
	1993	12.5	Julius Peppers	2011	11.0	Adewale Ogunleye	2005	10.0
5 Mark Anderson	2006	12.0	15 Roosevelt Colvin	2001	10.5			
	1990	12.0	Rosevelt Colvin	2002	10.5			
Mike Hartenstine	1983	12.0	Richard Dent	1991	10.5			
8 Trace Armstrong	1993	11.5	Richard Dent	1988	10.5			
	1986	11.5	Steve McMichael	1992	10.5			
Dan Hampton	1984	11.5	Otis Wilson	1985	10.5			

Number of double-digit sack seasons: Richard Dent-8, (1984-88, '90-91 & '93); Steve McMichael-3, (1984, '88 & '92; Trace Armstrong-2, (1990 & '93); Roosevelt Colvin-2, (2001 & '02); Dan Hampton-2, (1984 & '86); Julius Peppers-2, (2011 & '12); Mark Anderson-1, (2006); Jim Flanigan-1, (1995); Mike Hartenstine-1, (1983); Adewale Ogunleye-1, (2005); Otis Wilson-1, (1985).



CHICAGO BEARS ALL-TIME 100-YARD RUSHING GAMES

No.	Date	Player, Opponent	W/L	Att-Yds
1.	11/20/77	Payton, vs. MIN	W	40-275
2.	10/2/11	Forté, vs. CAR	W	25-205
	10/30/77	Payton, at GB	W	23-205
	11/3/68	Sayers, at GB	W	24-205
5.	12/18/66	Sayers, vs. MIN	W	17-197
6.	11/3/85	Payton, at GB	W	28-192
	11/13/77	Payton, vs. KC	W	33-192
8.	12/16/56	Casares, vs. DET	W	17-190
9.	10/21/01	Thomas, at CIN	W	22-188
10.	9/14/80	Payton, vs. NO	W	18-183
	12/5/76	Payton, at SEA	W	27-183
12.	9/9/79	Payton, vs. MIN	W	23-182
13.	9/16/62	Galimore, at SF	W	22-181
14.	9/9/84	Payton, vs. DEN	W	20-179
	11/26/81	Payton, at DAL	L	38-179
16.	9/14/86	Payton, vs. PHI	W+	33-176
17.	12/9/84	Payton, vs. GB	L	35-175
18.	12/16/01	Thomas, vs. TB	W	31-173
19.	11/27/66	Sayers, vs. ATL	W	19-172
20.	10/15/17	Howard, at BAL	W+	36-167
21.	10/10/10	Forté, at CAR	W	22-166
22.	12/20/98	Allen, vs. BAL	W	22-163
	12/11/77	Payton, vs. GB	W	32-163
24.	10/29/78	Payton, vs. DET	L	23-162
25.	9/18/83	Payton, at NO	L+	28-161
26.	1/6/02	Thomas, vs. JAX	W	33-160
	9/18/77	Payton, vs. DET	W	23-160
28.	12/16/79	Payton, vs. STL	W	33-157
	10/16/78	Payton, at DEN	L	22-157
30.	9/30/84	Payton, vs. DAL	L	25-155
	10/7/79	Payton, at BUF	W	39-155
	10/28/34	Feathers, vs. GB	W	15-155
33.	10/7/84	Payton, vs. NO	W	32-154
34.	10/20/57	Galimore, vs. Rams	W	24-153
	10/31/16	Howard, vs. MIN	W	26-153
36.	9/19/04	Jones, at GB	W	23-152
37.	12/18/83	Payton, vs. GB	W	30-148
	9/19/76	Payton, at SF	W	28-148
39.	12/10/17	Howard, at CIN	W	23-147
40.	9/10/89	Anderson, vs. CIN	W	21-146
41.	10/23/11	Forté, at TB	W	25-145
	10/17/76	Payton, at Rams	L	27-145
43.	11/26/78	Harper, vs. TB	W	25-144
	10/29/44	Grygo, vs. CRams	W	13-144
45.	10/27/68	Sayers, vs. MIN	W	18-143
46.	10/15/67	Sayers, vs. DET	W	22-142
47.	9/13/15	Forté, vs. GB	L	24-141
	12/21/03	Thomas, vs. WAS	W	32-141
	10/7/90	Anderson, vs. GB	W	21-141
	10/10/76	Payton, at MIN	L	19-141
	10/2/39	Maniaci, at PIT	W	12-141
52.	9/24/17	Howard vs. PIT	W+	23-140
	10/2/77	Payton, vs. NO	L	19-140
	9/30/34	Feathers, at Reds	W	20-140
55.	11/23/08	Forté, at STL	W	21-139
	10/23/05	Jones, vs. BAL	W	25-139
	9/18/05	Jones, vs. DET	W	20-139

No.	Date	Player, Opponent	W/L	Att-Yds
	11/27/88	Anderson, vs. GB	W	17-139
	11/9/86	Payton, at TB	W	20-139
	10/7/56	Casares, at GB	W	24-139
61.	10/9/05	Jones, at CLE	L	24-137
	11/24/77	Payton, at DET	W	20-137
63.	1/1/17	Howard, at MIN	L	23-135
	10/9/55	Hoffman, vs. SF	L	18-135
65.	11/30/03	Forsey, vs. ARI	W	27-134
	12/17/95	Salaam, vs. TB	W	27-134
	9/16/79	Payton, at DAL	L	22-134
	12/21/75	Payton, at NO	W	25-134
69.	11/7/11	Forté, at PHI	W	24-133
	10/6/80	Payton, vs. TB	W	28-133
71.	11/17/85	Payton, at DAL	W	22-132
	10/13/85	Payton, at SF	W	24-132
	11/4/56	Casares, at Rams	W	25-132
	10/7/34	Feathers, at Brk	W	14-132
75.	11/13/83	Payton, vs. PHI	W	23-131
	12/10/67	Sayers, vs. MIN	T	20-131
77.	12/20/80	Payton, at TB	W	29-130
	12/7/80	Payton, vs. GB	W	22-130
79.	12/3/44	Margarita, at Card-Pitt	W	9-129
80.	12/15/13	Forté, at CLE	W	24-127
	10/28/01	Thomas, vs. SF	W	18-127
	11/12/78	Payton, at MIN	L	23-127
	12/17/72	Douglass, at OAK	L	14-127
84.	11/2/08	Forté, vs. DET	W	22-126
	11/20/94	Tillman, vs. DET	W	32-126
	10/10/77	Payton, vs. Rams	W	24-126
	11/30/69	Sayers, vs. CLE	L	20-126
88.	11/19/17	Howard, vs. DET	L	15-125
	11/4/13	Forté, at GB	W	24-125
	9/2/79	Payton, vs. GB	W	36-125
91.	11/6/66	Sayers, vs. DET	T	21-124
	10/21/56	Casares, vs. BAL	W	22-124
	11/26/33	Nagurskii, vs. Port	W	18-124
94.	9/7/08	Forté, at IND	W	23-123
	10/5/03	Thomas, vs. OAK	W	22-123
	9/4/88	Anderson, vs. MIA	W	24-123
	11/27/80	Payton, at DET	W+	18-123
	10/1/78	Payton, vs. OAK	L+	27-123
99.	9/28/14	Forté, vs. GB	L	23-122
	11/26/00	Allen, at NYJ	L	25-122
	9/1/97	Harris, at GB	L	13-122
	11/24/96	Harris, vs. DET	W	27-122
	12/24/95	Salaam, vs. PHI	W	30-122
	12/19/88	Anderson, at MIN	L	22-122
	10/16/77	Payton, at MIN	L+	24-122
106.	12/25/11	Bell, at GB	L	23-121
	10/4/09	Forté, vs. DET	W	12-121
	11/19/06	Jones, at NYJ	W	23-121
	12/2/85	Payton, at MIA	L	23-121
	12/16/62	Marconi, vs. DET	W	13-121
	10/5/52	Dottley, at Chi	L	24-121
	9/17/50	Gulyanics, vs. Rams	W	26-121
113.	12/1/13	Forté, at MIN	L+	23-120
	11/13/05	Peterson, vs. SF	W	24-120

ALL-TIME 100-YARD RUSHING GAMES



No.	Date	Player, Opponent	W/L	Att-Yds
	9/28/97	Harris, at DAL.....	L.....	29-120
	9/8/85	Payton, vs. TB.....	W.....	17-120
	12/17/67	Sayers, at ATL.....	W.....	19-120
118.	12/24/16	Howard, vs. WAS.....	L.....	18-119
	12/17/89	Anderson, vs. GB.....	L.....	12-119
	11/12/50	Hunsinger, vs. Yanks.....	W.....	14-119
	10/15/39	Osmanski, vs. Chi.....	W.....	15-119
122.	10/9/16	Howard, at IND.....	L.....	16-118
	11/3/96	Harris, vs. TB.....	W.....	19-118
	10/27/85	Payton, vs. MIN.....	W.....	19-118
	12/5/65	Sayers, at BAL.....	W.....	16-118
126.	12/4/16	Howard, vs. SF.....	W.....	32-117
	11/16/14	Forté, vs. MIN.....	W.....	26-117
	12/28/10	Forté, vs. PHI.....	W.....	14-117
	9/20/87	Anderson, vs. TB.....	W.....	16-117
	11/25/84	Payton, at MIN.....	W.....	23-117
	10/15/72	Douglass, at CLE.....	W.....	11-117
	11/26/67	Sayers, vs. GB.....	L.....	18-117
	12/9/56	Casares, vs. Chi.....	W.....	25-117
	11/18/51	Dottley, vs. GB.....	W.....	17-117
135.	10/10/11	Forté, at DET.....	L.....	22-116
	11/23/97	Harris, vs. TB.....	W.....	33-116
	9/24/89	Anderson, at DET.....	W.....	16-116
	9/23/84	Payton, at SEA.....	L.....	24-116
	11/2/69	Sayers, at MIN.....	L.....	20-116
	11/24/57	Casares, at DET.....	W.....	28-116
	11/4/45	Margarita, vs. GB.....	W.....	16-116
142.	12/8/96	Salaam, vs. STL.....	W.....	19-115
	12/9/79	Payton, at GB.....	W.....	25-115
	11/6/55	Watkins, vs. GB.....	W.....	14-115
	11/6/55	Casares, vs. GB.....	W.....	16-115
146.	10/26/14	Forté, at NE.....	L.....	19-114
	10/16/60	Morris, vs. SF.....	W.....	7-114
	10/21/34	Feathers, vs. Reds.....	W.....	7-114
149.	12/26/10	Forté, vs. NYJ.....	W.....	19-113
	11/12/06	Jones, at NYG.....	W.....	30-113
	9/7/86	Payton, vs. CLE.....	W.....	22-113
	11/4/79	Payton, vs. DET.....	W.....	22-113
	9/17/72	Harrison, vs. ATL.....	L.....	20-113
	12/12/65	Sayers, vs. SF.....	W.....	9-113
	11/28/65	Sayers, vs. NYG.....	W.....	13-113
	11/9/58	Casares, at GB.....	W.....	15-113
	11/2/58	Casares, at Rams.....	L.....	23-113
158.	11/10/96	Harris, at DEN.....	L.....	23-112
	10/21/85	Payton, vs. GB.....	W.....	25-112
	11/20/83	Suhey, at TB.....	W.....	19-112
	12/6/81	Payton, vs. MIN.....	W.....	33-112
	12/1/68	Piccolo, at NO.....	W.....	21-112
	11/9/69	Sayers, vs. PIT.....	W.....	28-112
	10/14/56	Casares, vs. SF.....	W.....	21-112
	10/21/51	Dottley, vs. SF.....	W.....	16-112
166.	10/2/16	Howard, vs. DET.....	W.....	23-111
	10/29/06	Jones, vs. SF.....	W.....	23-111
	11/2/03	Thomas, vs. SD.....	W.....	31-111
	9/22/02	Thomas, vs. NO.....	L.....	27-111
	11/18/90	Anderson, at DEN.....	W+	28-111
	12/8/85	Payton, vs. IND.....	W.....	26-111

No.	Date	Player, Opponent	W/L	Att-Yds
	11/4/84	Payton, vs. LARaid.....	W.....	27-111
	10/21/79	Payton, at MIN.....	L.....	23-111
	11/22/59	Casares, at DET.....	W.....	21-111
	11/12/39	Osmanski, at DET.....	W.....	18-111
176.	12/29/13	Forté, vs. GB.....	L.....	22-110
	10/8/06	Jones, vs. BUF.....	W.....	21-110
	11/7/04	Thomas, at TEN.....	W.....	28-110
	9/26/04	Jones, at MIN.....	L.....	22-110
	9/29/03	Thomas, vs. GB.....	L.....	13-110
	9/16/84	Payton, at GB.....	W.....	27-110
	11/28/76	Payton, at GB.....	W.....	27-110
	10/19/75	Adamle, at PIT.....	L.....	17-110
184.	12/31/06	Benson, vs. GB.....	L.....	13-109
	12/26/04	Jones, at DET.....	L.....	22-109
	10/22/95	Salaam, vs. HOU.....	W.....	29-109
	1/2/83	Payton, at TB.....	L+	26-109
	11/5/78	Payton, vs. SEA.....	L.....	18-109
	11/14/76	Payton, vs. GB.....	W.....	18-109
	10/26/69	Sayers, vs. Rams.....	L.....	15-109
191.	12/11/11	Barber, at DEN.....	L+	27-108
	1/2/05	Jones, vs. GB.....	L.....	26-108
	10/5/86	Payton, vs. MIN.....	W.....	26-108
	9/29/68	Sayers, at MIN.....	W.....	16-108
	11/11/56	Hoffman, vs. GB.....	W.....	18-108
	10/28/56	Jeter, at SF.....	W.....	16-108
197.	10/7/12	Forté, at JAX.....	W.....	22-107
	11/25/01	Allen, at MIN.....	W.....	27-107
	11/10/85	Payton, vs. DET.....	W.....	26-107
	10/25/81	Payton, vs. SD.....	W+	36-107
	11/9/80	Payton, vs. WAS.....	W.....	17-107
202.	9/25/05	Jones, vs. CIN.....	L.....	27-106
	10/27/97	Harris, at MIA.....	W.....	25-106
	9/8/96	Green, at WAS.....	L.....	20-106
	11/20/83	Payton, at TB.....	W.....	22-106
	10/9/66	Sayers, vs. BAL.....	W.....	18-106
207.	12/25/05	Jones, at GB.....	W.....	25-105
	10/8/95	Salaam, vs. CAR.....	W.....	28-105
	12/10/95	Salaam, at CIN.....	L.....	22-105
	9/25/88	Anderson, at GB.....	W.....	20-105
	11/15/81	Payton, at GB.....	L.....	22-105
	11/26/78	Payton, vs. TB.....	W.....	27-105
	11/16/75	Payton, at SF.....	L.....	23-105
	10/6/68	Sayers, at BAL.....	L.....	15-105
	9/15/68	Sayers, vs. WAS.....	L.....	15-105
	10/28/51	Dottley, at DET.....	W.....	17-105
	11/25/45	McAfee, vs. PIT.....	W.....	5-105
218.	9/26/93	Anderson, vs. TB.....	W.....	28-104
	12/26/82	Payton, at Rams.....	W.....	20-104
	10/3/76	Payton, vs. WAS.....	W.....	18-104
	11/18/56	Casares, vs. Rams.....	W.....	27-104
222.	12/30/12	Forté, at DET.....	W.....	24-103
	11/4/12	Forté, at TEN.....	W.....	12-103
	9/4/83	Payton, vs. ATL.....	L.....	20-103
	10/23/72	Harrison, vs. MIN.....	W.....	31-103
226.	10/29/17	Howard, at NO.....	L.....	23-102
	12/9/13	Forté, vs. DAL.....	W.....	20-102
	12/23/07	Peterson, vs. GB.....	W.....	30-102



CHICAGO BEARS ALL-TIME 100-YARD RUSHING GAMES

No.	Date	Player, Opponent	W/L	Att-Yds
	11/10/85	Suhey, vs. DET	W	16-102
	11/24/85	Payton, vs. ATL	W	20-102
	10/9/83	Payton, vs. MIN	L	20-102
	10/12/80	Payton, at MIN	L	23-102
	12/7/58	Casares, vs. Chi	W	22-102
	10/22/39	Maniaci, at NYG	L	15-102
235.	1/3/10	Forté, at DET	W	23-101
	9/16/07	Benson, vs. KC	W	24-101
	10/12/97	Harris, vs. GB	L	27-101
	11/17/91	Muster, at IND	W	15-101
	9/9/90	Anderson, vs. SEA	W	20-101
	12/11/83	Suhey, at MIN	W	17-101
	10/19/80	Payton, vs. DET	W	27-101

No.	Date	Player, Opponent	W/L	Att-Yds
	9/3/78	Payton, vs. STL	W	26-101
	12/4/77	Payton, at TB	W	33-101
	10/21/74	Garrett, vs. GB	W	23-101
	11/29/42	Famiglietti, vs. CRams	W	12-101
	10/10/34	Feathers, at PIT	W	8-101
247.	11/13/16	Howard, at TB	L	15-100
	10/9/94	Tillman, vs. NO	W	23-100
	12/16/90	Anderson, at DET	L	22-100
	11/19/89	Anderson, vs. TB	L	15-100
	10/14/84	Payton, at STL	L	23-100
	11/4/73	Douglass, at GB	W	19-100
	11/20/49	Hoffman, at WAS	W	15-100

+ Overtime game

43 rushers in 249 games*

253 total 100-yard games
(four games - see below - have had multiple 100-yard rushers)

12 games have gone into overtime; two have ended in a tie (before OT was adopted).

TOTAL: 174-68-2 (.717)

At home: 109-26-2 (.802)
On the road: 65-42-0 (.579)

TWO 100-YARD RUSHERS:

11/6/55 vs. GB -- Casares, Watkins (W)
11/26/78 vs. TB -- Payton, Harper (W)
11/20/83 at TB -- Payton, Suhey (W)
11/10/85 vs. DET -- Payton, Suhey (W)

BY MONTH:*

September 27-16-0 (.628)
October 46-23-0 (.667)
November 59-14-1 (.804)
December 39-16-1 (.705)
January 2-3-0 (.400)

100-YARD PLAYOFF GAMES:

123 -- Jones, vs. NO, 1/21/07
119 -- McAfee, vs. GB, 12/14/41
112 -- Jones, vs. IND, 2/4/07
109 -- Osmanski, at WAS, 12/8/40
104 -- Payton, at WAS, 12/30/84
102 -- Anderson, vs. NO, 1/6/91

*Does not include post-season

BY RUSHER:*

Adamle, Mike	0-1
Allen, James	2-1
Anderson, Neal	10-4
Barber, Marion	0-1
Bell, Kahlil	0-1
Benson, Cedric	1-1
Casares, Rick	12-1
Dottley, John	3-1
Douglass, Bobby	2-1
Famiglietti, Gary	1-0
Feathers, Beattie	5-0
Forsey, Brock	1-0
Forté, Matt	18-6
Galimore, Willie	2-0
Garrett, Carl	1-0
Green, Robert	0-1
Grygo, Al	1-0
Gulynics, George	1-0
Harper, Roland	1-0
Harris, Raymont	4-4
Harrison, Jim	1-1
Hoffman, John	2-1
Howard, Jordan	6-6
Hunsinger, Chuck	1-0
Jeter, Perry	1-0
Jones, Thomas	8-5
Maniaci, Joe	1-1
Marconi, Joe	1-0
Margarita, Bob	2-0
McAfee, George	1-0
Morris, Johnny	1-0
Muster, Brad	1-0
Nagurski, Bronko	1-0
Osmanski, Bill	2-0
Payton, Walter	53-24
Peterson, Adrian	2-0
Piccolo, Brian	1-0
Salaam, Rashaan	5-1
Sayers, Gale	12-6-2
Suhey, Matt	3-0
Thomas, Anthony	8-2
Tillman, Lewis	2-0
Watkins, Bobby	1-0

BY TEAM:*

Arizona Cardinals	1-0
St. Louis Cardinals	2-1
Chicago Cardinals	3-1
Pittsburgh-Chi.Cards	1-0
Atlanta Falcons	3-2
Baltimore Ravens	3-0
Brooklyn Dodgers	1-0
Buffalo Bills	2-0
Carolina Panthers	3-0
Cincinnati Bengals	3-2
Cincinnati Reds	2-0
Cleveland Browns	3-2
Dallas Cowboys	2-4
Denver Broncos	2-3
Detroit Lions	22-5-1
Portsmouth Spartans	1-0
Green Bay Packers	28-13
Indianapolis Colts	3-1
Baltimore Colts	3-1
Jacksonville Jaguars	2-0
Kansas City Chiefs	2-0
Miami Dolphins	2-1
Minnesota Vikings	14-11-1
New England Patriot	0-1
New Orleans Saints	5-4
New York Giants	2-1
New York Jets	2-1
New York Yanks	1-0
Oakland Raiders	1-2
LA Raiders	1-0
Philadelphia Eagles	5-0
Pittsburgh Steelers	4-1
Pittsburgh Pirates	1-0
St. Louis Rams	2-0
Los Angeles Rams	6-3
Cleveland Rams	2-0
San Diego Chargers	2-0
San Francisco 49ers	12-2
Seattle Seahawks	2-2
Tampa Bay Buccaneers	14-3
Tennessee Titans	2-0
Houston Oilers	1-0
Washington Redskins	4-3

ALL-TIME 100-YARD RECEIVING GAMES



No.	Date	Player, Opponent	W/L	Rec-Yds
1.	12/1/13	Jeffery, at MIN.....L+		12-249
2.	10/6/13	Jeffery, vs. NO.....L		10-218
3.	10/31/54	Hill, at SF.....W		7-214
4.	11/18/62	J. Morris, at DAL.....W		10-201
5.	9/8/02	Booker, vs. MIN.....W		8-198
	10/21/56	Hill, vs. BAL.....W		9-198
7.	11/25/56	Hill, at NYG.....T		7-195
8.	10/23/49	Keane, at NYG.....L		14-193
9.	11/12/61	Ditka, vs. GB.....L		9-190
10.	11/8/64	J. Morris, vs. BAL.....L		10-183
11.	11/19/67	Gordon, vs. STL.....W		4-178
12.	10/29/50	Kavanaugh, at NYG.....L		8-177
13.	10/19/81	M. Anderson, at DET.....L		6-176
14.	9/28/86	Gault, at CIN.....W		7-174
	12/11/49	Hoffman, vs. Chi.....W		8-174
16.	12/15/63	J. Morris, at DET.....W		8-171
17.	12/19/99	Robinson, vs. DET.....W		11-170
18.	10/25/64	Ditka, at WAS.....L		13-168
19.	12/2/12	Marshall, vs. SEA.....L+		10-165
	11/18/01	Booker, at TB.....W		7-165
21.	11/27/97	Proehl, at DET.....L		4-164
	10/25/53	Dooley, at Rams.....L		6-164
23.	11/20/60	Dewveall, vs. DET.....W		6-163
	11/21/99	Robinson, at SD.....W		6-163
25.	12/14/47	Keane, vs. Chi.....L		7-161
	10/31/99	Robinson, at WAS.....L		9-161
27.	12/9/12	Marshall, at MIN.....L		10-160
28.	11/15/70	Gordon, at GB.....L		5-158
29.	11/24/02	Booker, vs. DET.....W		10-157
	10/5/86	Ortego, vs. MIN.....W		6-157
	12/7/47	McAfee, vs. Rams.....L		9-157
32.	12/9/62	Ditka, vs. Rams.....W		6-155
33.	11/27/94	Graham, at ARZ.....W+		8-154
34.	11/9/15	Jeffery, at SD.....W		10-151
	9/12/10	Forté, vs. DET.....W		7-151
	10/30/55	Hill, at Rams.....W		8-151
37.	12/28/09	Aromashodu, vs. MIN.....W+		7-150
	12/16/51	Schroeder, vs. Chi.....L		4-150
39.	10/15/61	Galimore, vs. BAL.....W		7-149
40.	11/14/99	Robinson, vs. MIN.....L		7-148
	9/12/94	Conway, at PHI.....L		7-148
	11/23/52	Stone, vs. DET.....W		4-148
43.	10/18/15	Jeffery, at DET.....L+		8-147
	11/11/79	Watts, vs. Rams.....W		6-147
	10/25/70	Farmer, vs. DET.....L		6-147
	12/15/68	Gordon, vs. GB.....L		6-147
	10/11/64	J. Morris, vs. Rams.....W		11-147
	10/11/59	Hill, vs. Rams.....L		5-147
49.	9/19/85	Gault, at MIN.....W		6-146
	11/24/63	Ditka, at PIT.....T		7-146
	11/10/46	Kavanaugh, at Rams.....W		6-146
	11/12/44	McLean, vs. Bos.....W		5-146
53.	11/27/11	Knox, at OAK.....L		4-145
	9/24/95	Graham, at STL.....L		6-145
55.	10/7/12	Marshall, at JAX.....W		12-144

No.	Date	Player, Opponent	W/L	Rec-Yds
	12/5/54	Dooley, at Chi.....W		5-144
	10/10/54	Hill, vs. BAL.....W		3-144
	10/12/47	Kavanaugh, vs. PHI.....W		2-144
59.	12/26/99	Engram, at STL.....L		13-143
60.	10/11/98	Engram, at ARZ.....L		5-142
	10/10/77	Scott, vs. Rams.....W		2-142
	12/13/70	Farmer, vs. GB.....W		9-142
	10/28/56	Hill, at SF.....W		7-142
64.	10/7/02	Booker, vs. GB.....L		12-141
	10/29/72	Farmer, at STL.....W		5-141
	10/13/46	McLean, vs. Rams.....T		6-141
67.	12/6/98	Engram, at MIN.....L		9-140
	10/4/81	Margerum, at MIN.....L		10-140
	10/19/80	Scott, vs. DET.....W		3-140
	9/26/54	Hill, at DET.....L		4-140
71.	11/10/13	Marshall, vs. DET.....L		7-139
	10/10/71	Gordon, vs. NO.....W		8-139
73.	10/1/12	Marshall, at DAL.....W		7-138
	11/18/45	Kavanaugh, vs. DET.....L		6-138
75.	10/22/95	Graham, vs. HOU.....W		9-137
	12/11/49	Kavanaugh, vs. Chi.....W		6-137
77.	10/12/14	Jeffery, at ATL.....W		5-136
	10/17/99	Robinson, vs. PHI.....L		4-136
	10/23/94	Graham, at DET.....L		7-136
	12/23/91	Davis, at SF.....L		6-136
81.	12/24/16	Meredith, vs. WAS.....L		9-135
	11/16/14	Jeffery, vs. MIN.....W		11-135
	9/20/64	J. Morris, at MIN.....W		10-135
84.	9/28/14	Bennett, vs. GB.....L		9-134
	11/14/99	Booker, vs. MIN.....L		7-134
86.	11/16/87	Gault, at DEN.....L		5-133
	9/19/85	McKinnon, at MIN.....W		4-133
	11/18/62	Ditka, at DAL.....W		7-133
	10/17/54	Dooley, vs. SF.....L		6-133
90.	11/9/97	Proehl, at MIN.....L		9-132
	10/14/62	Ditka, vs. SF.....L		8-132
92.	10/9/16	Meredith, at IND.....L		9-130
	9/25/83	Gault, at BAL.....L+		5-130
	9/23/61	Ditka, at Rams.....W		5-130
95.	12/4/83	Gault, at GB.....L		4-129
	10/1/50	Keane, at GB.....L		8-129
	11/2/47	Kavanaugh, at Bos.....W		8-129
98.	12/19/71	Farmer, vs. MIN.....L		7-128
	11/25/62	Coia, at BAL.....W		6-128
100.	10/16/49	Keane, vs. PHI.....W		8-127
101.	9/12/04	Terrell, vs. DET.....L		5-126
	10/1/00	Robinson, at GB.....W		2-126
	9/22/96	Conway, at DET.....L		8-126
	11/12/95	Conway, at GB.....L		6-126
	12/7/80	Watts, vs. GB.....W		4-126
	10/4/42	McLean, at CRams.....W		5-126
107.	11/27/16	Wilson, vs. TEN.....L		8-125
	12/17/06	Clark, vs. TB.....W+		7-125
109.	9/21/08	Lloyd, vs. TB.....L+		6-124
	9/22/63	Ditka, at MIN.....W		8-124



CHICAGO BEARS ALL-TIME 100-YARD RECEIVING GAMES

No.	Date	Player, Opponent	W/L	Rec-Yds
	10/9/60	J. Morris, vs. Rams.....	W.....	3-124
112.	11/12/06	Muhammad, at NYG.....	W.....	7-123
	9/27/98	Engram, vs. MIN.....	L.....	6-123
	12/7/75	Rather, vs. DET.....	W.....	4-123
	11/14/65	J. Morris, vs. STL.....	W.....	5-123
	11/19/61	J. Morris, at SF.....	L.....	4-123
	11/23/58	McColl, at DET.....	W.....	6-123
118.	11/4/12	Marshall, at TEN.....	W.....	9-122
	10/14/62	J. Morris, vs. SF.....	L.....	4-122
	10/19/47	Keane, vs. DET.....	W.....	6-122
121.	11/21/99	Engram, at SD.....	W.....	8-121
	11/18/56	Hill, vs. Rams.....	W.....	5-121
	11/11/56	Hill, vs. GB.....	W.....	4-121
124.	10/17/10	Knox, vs. SEA.....	L.....	5-120
	11/12/09	Forté, at SF.....	L.....	8-120
	12/22/96	Conway, at TB.....	L.....	9-120
	10/8/61	Ditka, at DET.....	W.....	5-120
128.	9/9/12	Marshall, vs. IND.....	W.....	9-119
	10/29/78	Payton, vs. DET.....	L.....	7-119
	12/20/70	Gordon, at NO.....	W.....	9-119
	12/13/53	Dooley, vs. Chi.....	L.....	8-119
132.	9/24/06	Muhammad, at MIN.....	W.....	9-118
	11/16/97	Proehl, vs. NYJ.....	L.....	11-118
	11/29/42	Pool, vs. CRams.....	W.....	2-118
135.	11/24/13	Marshall, vs. STL.....	L.....	10-117
	9/18/11	Forté, at NO.....	L.....	10-117
	12/5/54	Hill, at Chi.....	W.....	6-117
	11/14/54	Hill, vs. CLE.....	L.....	3-117
	12/13/53	Hensley, vs. Chi.....	L.....	4-117
	10/23/38	Manske, vs. CRams.....	L.....	6-117
141.	11/1/15	Jeffery, vs. MIN.....	L.....	10-116
	10/3/04	Terrell, vs. PHI.....	L.....	9-116
	11/13/88	Gentry, at WAS.....	W.....	5-116
	11/9/86	Gault, at TB.....	W.....	4-116
	9/15/74	Wade, vs. DET.....	W.....	2-116
	9/25/65	J. Morris, at Rams.....	L.....	7-116
	10/17/54	Hill, vs. SF.....	L.....	4-116
148.	12/7/03	Booker, at GB.....	L.....	5-115
	12/30/01	Booker, at DET.....	W.....	9-115
	12/7/97	Conway, vs. BUF.....	W.....	7-115
	9/11/83	Payton, vs. TB.....	W.....	6-115
	9/26/71	Gordon, at MIN.....	W.....	10-115
	10/9/60	Dewveall, vs. Rams.....	W.....	6-115
	10/19/52	Schroeder, vs. SF.....	L.....	4-115
	11/20/49	Kavanaugh, at WAS.....	W.....	4-115
	12/5/37	McDonald, vs. Chi.....	W.....	6-115
157.	11/10/13	Jeffery, vs. DET.....	L.....	9-114
	10/7/01	Robinson, at ATL.....	W.....	9-114
	10/18/92	Waddle, vs. TB.....	W.....	3-114
	10/6/85	Moorehead, at TB.....	W.....	8-114
	10/13/74	Rather, at ATL.....	L.....	6-114
162.	10/16/16	Meredith, vs. JAX.....	L.....	11-113
	10/12/14	Marshall, at ATL.....	W.....	6-113
	9/15/13	Marshall, vs. MIN.....	W.....	7-113

No.	Date	Player, Opponent	W/L	Rec-Yds
	10/8/78	Scott, at GB.....	L.....	9-113
	10/12/77	Rather, vs. NO.....	L.....	6-113
	12/12/65	Jones, vs. SF.....	W.....	3-113
	11/13/55	Hill, vs. Rams.....	W.....	3-113
	10/3/43	Geyer, at DET.....	W.....	3-113
170.	11/9/14	Marshall, at GB.....	L.....	8-112
	9/29/74	Wade, at MIN.....	L.....	6-112
	12/2/62	J. Morris, vs. NYG.....	L.....	6-112
173.	10/2/16	Royal, vs. DET.....	W.....	7-111
	12/8/96	Timpson, vs. STL.....	W.....	6-111
	10/13/96	Conway, at NO.....	L.....	7-111
	11/5/95	Graham, vs. PIT.....	L.....	5-111
	10/22/95	Conway, vs. HOU.....	W.....	3-111
	11/3/57	Hill, at Rams.....	W.....	4-111
179.	12/18/16	Thompson, vs. GB.....	L.....	8-110
	9/3/95	Conway, vs. MIN.....	W.....	5-110
	10/15/89	Gentry, vs. HOU.....	L.....	6-110
	10/13/63	Ditka, at Rams.....	W.....	9-110
	11/7/54	Hoffman, vs. GB.....	W.....	9-110
	10/24/54	McColl, at Rams.....	L.....	8-110
	11/19/39	Manske, vs. PHI.....	W.....	2-110
186.	11/15/15	Langford, at STL.....	W.....	7-109
	11/27/14	Bennett, at DET.....	L.....	8-109
	12/30/12	E. Bennett, at DET.....	W.....	5-109
	12/14/97	Conway, at STL.....	W.....	7-109
	11/19/95	Graham, vs. DET.....	L.....	5-109
	10/4/64	J. Morris, at SF.....	L.....	7-109
	11/28/54	Hill, vs. Rams.....	W.....	6-109
	11/29/42	McLean, vs. CRams.....	W.....	4-109
194.	10/1/06	Berrian, vs. SEA.....	W.....	3-108
	11/12/95	Graham, at GB.....	L.....	7-108
	12/6/69	Gordon, at SF.....	L.....	10-108
197.	12/10/17	Wright, at CIN.....	W.....	10-107
	12/13/15	Jeffery, vs. WAS.....	L.....	6-107
	11/15/15	Miller, at STL.....	W.....	5-107
	11/4/13	Marshall, at GB.....	W.....	7-107
	9/29/13	Jeffery, at DET.....	L.....	5-107
	11/11/12	Marshall, vs. HOU.....	L.....	8-107
	12/30/01	Bates, at DET.....	W.....	4-107
	9/3/95	Graham, vs. MIN.....	W.....	8-107
	9/28/81	Payton, vs. Rams.....	L.....	4-107
	11/24/77	Payton, at DET.....	W.....	4-107
	11/22/70	Gordon, vs. BUF.....	W.....	6-107
	11/15/64	J. Morris, at Rams.....	W.....	9-107
	10/20/63	J. Morris, at SF.....	L.....	6-107
	10/22/61	Ditka, vs. SF.....	W.....	4-107
	9/25/55	Hill, at BAL.....	L.....	5-107
212.	11/24/02	White, vs. DET.....	W.....	8-106
	10/4/98	Penn, vs. DET.....	W.....	6-106
	11/22/92	Davis, vs. GB.....	L.....	8-106
	10/6/91	R. Morris, vs. WAS.....	L.....	5-106
	12/19/88	McKinnon, at MIN.....	L.....	4-106
	11/27/80	Scott, at DET.....	W+.....	6-106
	12/5/76	Scott, at SEA.....	W.....	3-106



No.	Date	Player, Opponent	W/L	Rec-Yds
	9/27/64	Ditka, at BAL.....	L	6-106
	9/28/52	Schroeder, at GB.....	W	7-106
	9/22/40	Swisher, at GB.....	W	2-106
222.	9/11/16	Jeffery, at HOU.....	L	4-105
	10/5/14	Forté, at CAR.....	L	12-105
	9/22/14	Jeffery, at NYJ.....	W	8-105
	10/20/13	Jeffery, at WAS.....	L	4-105
	11/11/90	Davis, vs. ATL.....	W	5-105
	10/22/78	Scott, at TB.....	L	5-105
	12/3/67	Gordon, at SF.....	W	7-105
	10/8/61	Farrington, at DET.....	W	2-105
	11/29/59	Dewveall, at Chi.....	W	3-105
231.	12/18/16	Meredith, vs. GB.....	L	9-104
	9/8/13	Marshall, vs. CIN.....	W	8-104
	12/5/10	E. Bennett, at DET.....	W	7-104
	11/26/06	Berrian, at NE.....	L	5-104
	9/21/80	Watts, vs. MIN.....	L	2-104
	10/21/79	Baschnagel, at MIN.....	L	4-104
	10/3/65	Sayers, at GB.....	L	5-104
	12/4/60	Coia, at GB.....	L	3-104
	11/25/45	Margarita, vs. PIT.....	W	6-104
240.	10/3/99	Conway, vs. NO.....	W	8-103
	9/18/83	Gault, at NO.....	L+	4-103
	12/16/79	Watts, vs. STL.....	W	6-103
	11/9/47	Kavanaugh, vs. GB.....	W	4-103
244.	11/22/15	Wilson, vs. DEN.....	L	4-102
	11/18/07	Berrian, at SEA.....	L	9-102
	9/10/06	Muhammad, at GB.....	W	6-102
	12/17/95	Graham, vs. TB.....	W	5-102

No.	Date	Player, Opponent	W/L	Rec-Yds
	9/23/91	Waddle, vs. NYJ.....	W+	8-102
	11/8/87	N. Anderson, at GB.....	W	5-102
	12/26/82	Payton, at Rams.....	W	5-102
	12/17/61	Ditka, vs. MIN.....	W	8-102
	10/27/57	Hill, at SF.....	L	5-102
	9/30/56	Hill, at BAL.....	L	4-102
	10/26/47	Keane, at WAS.....	W	9-102
255.	10/25/09	Hester, at CIN.....	L	8-101
	10/6/96	Conway, vs. GB.....	L	9-101
	12/11/60	Dooley, at CLE.....	L	7-101
258.	12/9/13	Marshall, vs. DAL.....	W	6-100
	11/30/03	Gage, vs. ARI.....	W	4-100
	12/10/00	Kennison, vs. NE.....	W	8-100
	10/27/97	Conway, at MIA.....	W	6-100
	11/29/92	Waddle, at CLE.....	L	4-100
	12/6/69	Wallace, at SF.....	L	10-100
	11/26/64	J. Morris, at DET.....	W	7-100
	10/21/62	Ditka, vs. BAL.....	W	4-100
	11/24/40	Kavanaugh, vs. CRams...	W	3-100

+Overtime game

TOP INDIVIDUAL PRO BOWL SELECTIONS

Listed below are all Bears players who have earned at least two Pro Bowl selections. If there are two numbers listed, the first number is number of selections with Chicago, the second is overall Pro Bowl honors.

Name, Pos	Pro Bowls
Mike Singletary, LB	10
Walter Payton, RB	9
Doug Atkins, DE	8
Dick Butkus, LB	8
Bill George, LB	8
Brian Urlacher, LB	8
Lance Briggs, LB	7
Jay Hilgenberg, C	7
Stan Jones, G	7
Olin Kreutz, C	6
Rick Casares, RB	5
Mike Ditka, TE	5
Joe Fortunato, LB	5
Gale Sayers, RB	5
Neal Anderson, RB	4
George Connor, T/LB	4
Richard Dent, DE	4
Dave Duerson, S	4

Name, Pos	Pro Bowls
Dan Hampton, DE/DT	4
Richie Petitbon, DB	4
Ed Sprinkle, DE	4
Fred Williams, DT	4
Julius Peppers, DE	3 8
Dick Barwegan, G	3 4
Mark Carrier, S	3
Wally Chambers, DT	3
Tommie Harris, DT	3
Devin Hester, KR	3
Harlon Hill, WR	3
Kyle Long, G/T	3
Brendon Ayanbadejo, ST	2 3
Wilber Marshall, LB	2 3
Mark Bortz, G	2
Ray Bray, G	2
Ed Brown, QB	2
Jim Covert, T	2

Name, Pos	Pro Bowls
Gary Fencik, S	2
Matt Forté, RB	2
Dick Gordon, WR	2
Jack Hoffman, E	2
Johnny Lujack, QB	2
Brandon Marshall, WR	2 5
Steve McMichael, DT	2
Johnny Morris, FL	2
Charles Tillman, CB	2
Bulldog Turner, C/LB	2
Roosevelt Taylor, DB	2
Tim Jennings, CB	2
Ruben Brown, G	1 9
Erich Barnes, DB	1 6
Ted Washington, DT	1 4
Glyn Milburn, KR	1 2
Bill Wade, QB	1 2
Larry Whigham, S	1 2



CHICAGO BEARS ALL-TIME 100-YARD RECEIVING GAMES

77 receivers in 244 games*

266 total 100-yard games

(22 games -see below- have had multiple 100-yard receivers)

11 games have gone into overtime; three have ended in a tie (before OT was adopted).

TOTAL: 128-113-3 (.531)

At home: 67-48-1 (.582)

On the road: 61-65-2 (.484)

TWO 100-YARD RECEIVERS:

11/29/42 vs. ClevR -- McLean, Pool (W)
12/11/49 vs. Chi -- Hoffman, Kavanaugh (W)
12/13/53 vs. Chi -- Dooley, Hensley (L)
10/17/54 vs. SF -- Dooley, Hill (L)
12/5/54 at Chi -- Dooley, Hill (W)
10/9/60 vs. Rams -- Dewweall, Morris (W)
10/8/61 at DET -- Ditka, Farrington (W)
10/14/62 vs. SF -- Ditka, Morris (L)
11/18/62 at DAL -- Ditka, Morris (W)
12/6/69 at SF -- Gordon, Wallace (L)
9/19/85 at MIN -- Gault, McKinnon (W)
9/3/95 vs. MIN -- Conway, Graham (W)
10/22/95 vs. HOU -- Conway, Graham (W)
11/12/95 at GB -- Conway, Graham (L)
11/14/99 vs. MIN -- Booker, Robinson (L)
11/21/99 at SD -- Ingram, Robinson (W)
12/30/01 at DET -- Booker, Bates (W)
11/24/02 vs. Det -- Booker, White (W)
11/10/13 vs. DET -- Marshall, Jeffery (L)
10/12/14 at ATL -- Marshall, Jeffery (W)
11/15/15 at STL -- Langford, Miller (W)
12/18/16 vs. GB -- Meredith, Thompson (L)

100-YARD PLAYOFF GAMES:

129 - Gault, vs. NE, 1/26/86
122 - Magnani, vs. WAS, 12/26/43
113 - Olsen, vs. SEA, 1/16/11
108 - McKinnon, vs. PHI, 12/31/88
108 - Jeff Graham vs. MIN, 1/1/95
105 - Berrian, vs. SEA, 1/14/07
104 - Waddle, vs. DAL, 12/29/91

BY RECEIVER:*

Anderson, Marcus, WR 0-1
Anderson, Neal, RB 1-0
Aromashodu, Devin, WR 1-0
Baschnagel, Brian, WR 0-1
Bates, D'Wayne, WR 1-0
Bennett, Earl, WR 2-0
Bennett, Martellus, TE 0-2
Berrian, Bernard, WR 1-2
Booker, Marty, WR 4-3

Clark, Desmond, TE 1-0
Coia, Angelo, HB 1-1
Conway, Curtis, WR 6-6
Davis, Wendell, WR 1-2
Dewweall, Willard, E 3-0
Ditka, Mike, TE 9-4-1
Dooley, Jim, E 1-4
Engram, Bobby, WR 1-4
Farmer, George, WR 2-2
Farrington, John, E 1-0
Forté, Matt, RB 1-3
Gage, Justin, WR 1-0
Gallimore, Willie, HB 1-0
Gault, Willie, WR 3-4
Gentry, Dennis, WR 1-1
Geyer, Bill, HB 1-0
Gordon, Dick, WR 6-3
Graham, Jeff, WR 4-5
Hensley, Dick, E 0-1
Hester, Devin, WR 0-1
Hill, Harlon, E 11-7-1
Hoffman, John, E 2-0
Jeffery, Alshon, WR 4-9
Jones, Jimmy, E 1-0
Kavanaugh, Ken, E 7-2
Keane, Jim, E 3-3
Kennison, Eddie, WR 1-0
Knox, Johnny, WR 0-2
Langford, Jeremy, RB 1-0
Lloyd, Brandon, WR 0-1
Manske, Edgar "Eggs", E 1-1
Margarita, Bob, HB 1-0
Margerum, Ken, WR 0-1
Marshall, Brandon, WR 9-6
McAfee, George, HB 0-1
McColl, Bill, E 1-1
McDonald, Lester, E 1-0
McKinnon, Dennis, WR 1-1
McLean, Ray, HB 3-0-1
Meredith, Cameron, WR 0-4
Miller, Zach, TE 1-0
Moorehead, Emery, TE 1-0
Morris, Johnny, WR 8-7
Morris, Ron, WR 0-1
Muhammad, Muhsin, WR 3-0
Ortego, Keith, WR 1-0
Payton, Walter, RB 3-2
Penn, Chris, WR 1-0
Pool, Hampton, E 1-0
Proehl, Ricky, WR 0-3
Rather, Bo, WR 1-2
Robinson, Marcus, WR 4-3
Royal, Eddie, WR 1-0
Sayers, Gale, RB 0-1
Schroeder, Gene, E 1-2
Scott, James, WR 4-2
Stone, Billy, HB 1-0

Swisher, Bob, HB 1-0
Terrell, David, WR 0-2
Thompson, Deonte, WR 0-1
Timpson, Michael, WR 1-0
Waddle, Tom, WR 2-1
Wade, Charles, WR 1-1
Wallace, Bob, E 0-1
Watts, Rickey, WR 3-1
White, Dez, WR 1-0
Wilson, Marquess, WR 0-2
Wright, Kendall, WR 1-0

BY TEAM:*

Arizona Cardinals 2-1
St. Louis Cardinals 4-0
Chicago Cardinals 4-3
Atlanta Falcons 3-1
Baltimore Ravens NA
Buffalo Bills 2-0
Carolina Panthers 0-1
Cincinnati Bengals 3-1
Cleveland Browns 0-3
Dallas Cowboys 3-0
Denver Broncos 0-2
Detroit Lions 21-14
Green Bay Packers 11-16
Houston Texans 0-2
Indianapolis Colts 1-1
Baltimore Colts 5-5
Jacksonville Jaguars 1-1
Kansas City Chiefs NA
Boston Yanks 2-0
Los Angeles Chargers NA
San Diego Chargers 2-0
Los Angeles Rams 15-6-1
St. Louis Rams 3-3
Cleveland Rams 3-1
Miami Dolphins 1-0
Minnesota Vikings 13-12
New England Patriots 1-1
New Orleans Saints 3-5
New York Giants 1-3-1
New York Jets 2-1
Oakland Raiders 0-1
Philadelphia Eagles 3-3
Pittsburgh Steelers 1-1-1
San Francisco 49ers 5-10
Seattle Seahawks 2-3
Tampa Bay Buccaneers 7-3
Tennessee Titans 1-1
Houston Oilers 1-1
Washington Redskins 3-6

*Does not include post-season



No.	Date	Player, Opponent	W/L	Att-Cmp-Yds
1.	12/11/49	Lujack, vs. Chi.....	W.....	39-24-468
2.	11/18/62	Wade, at DAL.....	W.....	46-28-466
3.	11/14/43	Luckman, at NYG.....	W.....	32-21-433
4.	11/14/99	Miller, vs. MIN.....	L+.....	48-34-422
5.	10/9/16	Hoyer, at IND.....	L.....	43-33-397
6.	10/12/14	Cutler, at ATL.....	W.....	38-26-381
	10/14/07	Griese, vs. MIN.....	L.....	45-26-381
8.	9/12/10	Cutler, vs. DET.....	W.....	35-23-372
9.	9/27/98	Kramer, vs. MIN.....	L.....	39-25-372
10.	11/8/09	Cutler, vs. ARZ.....	L.....	47-29-369
11.	12/18/16	Barkley, vs. GB.....	L.....	43-30-362
12.	10/17/54	Blanda, vs. SF.....	L.....	47-21-359
13.	10/6/13	Cutler, vs. NO.....	L.....	33-24-358
14.	11/4/01	Matthews, vs. CLE.....	W+.....	50-30-357
	11/21/99	Miller, at SD.....	W+.....	38-25-357
15.	10/14/62	Wade, vs. SF.....	L.....	34-18-356
16.	12/1/13	McCown, at MIN.....	L+.....	36-23-355
	12/17/61	Wade, vs. MIN.....	W.....	34-23-355
18.	11/16/97	Kramer, vs. NYJ.....	L.....	60-32-354
19.	10/18/15	Cutler, at DET+.....	L.....	41-26-353
	10/7/02	Miller, vs. GB.....	L.....	49-27-353
21.	11/24/13	McCown, at STL.....	L.....	47-36-352
22.	9/7/14	Cutler, vs. BUF.....	L+.....	49-34-349
	10/22/95	Kramer, vs. HOU.....	W.....	41-24-349
24.	12/9/13	McCown, vs. DAL.....	W.....	36-27-348
25.	12/12/65	Bukich, vs. SF.....	W.....	32-16-347
26.	11/9/15	Cutler, at SD.....	W.....	40-27-345
27.	10/27/97	Kramer, at MIA.....	W+.....	50-32-343
28.	10/19/47	Luckman, vs. DET.....	W.....	26-18-342
29.	12/4/14	Cutler, vs. DAL.....	L.....	46-32-341
	9/20/64	Wade, at MIN.....	W.....	31-23-341
31.	12/17/06	Grossman, vs. TB.....	W+.....	44-29-339
32.	10/24/54	Blanda, at Rams.....	L.....	46-28-338
	12/13/70	Concannon, vs. GB.....	W.....	34-21-338
34.	11/19/67	Concannon, vs. STL.....	W.....	24-11-336
	10/16/83	Evans, at DET.....	L.....	45-28-336
36.	10/5/08	Orton, at DET.....	W.....	34-24-334
	10/25/53	Blanda, at Rams.....	L.....	47-23-334
38.	9/9/12	Cutler, vs. IND.....	W.....	35-21-333
	10/9/60	Brown, vs. Rams.....	W.....	21-13-333

No.	Date	Player, Opponent	W/L	Att-Cmp-Yds
40.	10/29/50	Lujack, at NYKans.....	L.....	39-20-331
41.	11/16/14	Cutler, vs. MIN.....	W.....	43-31-330
	10/8/61	Wade, at DET.....	W.....	25-13-330
43.	11/25/62	Wade, at BAL.....	W.....	32-23-328
44.	12/24/16	Barkley, vs. WAS.....	L.....	40-24-323
	10/11/59	Brown, vs. Rams.....	L.....	29-14-323
	11/19/61	Wade, at SF.....	L.....	34-18-323
47.	10/21/07	Griese, at PHI.....	W.....	41-27-322
48.	10/25/64	Wade, at WAS.....	L.....	57-33-321
49.	10/23/49	Lujack, at NYG.....	L.....	52-29-319
50.	11/12/95	Kramer, at GB.....	L.....	38-23-318
	10/21/62	Wade, vs. BAL.....	W.....	26-13-318
52.	9/25/16	Hoyer, at DAL.....	L.....	49-30-317
	9/29/13	Cutler, at DET.....	L.....	47-27-317
	9/24/95	Kramer, at STL.....	L.....	38-27-317
55.	11/27/16	Barkley, vs. TEN.....	L.....	54-28-316
	12/7/80	Evans, vs. GB.....	W.....	22-18-316
57.	12/13/15	Cutler, vs. WAS.....	L.....	31-19-315
58.	12/16/17	Trubisky, at DET.....	L.....	46-31-314
	10/12/47	Luckman, vs. PHI.....	W.....	25-14-314
60.	9/11/11	Cutler, vs. ATL.....	W.....	32-22-312
61.	11/16/87	McMahon, at DEN.....	L.....	34-21-311
62.	10/23/94	Kramer, at DET.....	L.....	48-29-309
63.	11/12/09	Cutler, at SF.....	L.....	52-29-307
	10/4/81	Evans, at MIN.....	L.....	43-26-307
65.	12/13/53	Blanda, vs. Chi.....	L.....	37-20-306
66.	10/18/92	Harbaugh, vs. TB.....	W.....	26-13-304
67.	12/6/98	Stenstrom, at MIN.....	L.....	42-25-303
	9/23/91	Harbaugh, vs. NYJ.....	W+.....	42-28-303
69.	10/2/16	Hoyer, vs. DET.....	W.....	36-28-302
	10/16/16	Hoyer, vs. JAX.....	L.....	49-30-302
	9/25/11	Cutler, vs. GB.....	L.....	37-21-302
	9/24/89	Tomczak, at DET.....	W.....	25-15-302
73.	9/17/17	Glennon, at Tampa.....	L.....	45-31-301
	12/6/69	Carter, at SF.....	L.....	49-31-301
	12/19/99	McNown, vs. DET.....	W.....	36-27-301
76.	10/18/09	Cutler, at ATL.....	L.....	43-27-300

+ Overtime game

300-YARD BREAKDOWN

QB **Jay Cutler** had three 300-yard passing games in 2015 to extend his franchise total in 300-yard passing games to 16.

MOST GAMES WITH 300+ PASSING YARDS

Bears Regular Season History

Player	Seasons	Total Gms	Games w/ 300+ Pass Yards (Team Record)
1. Jay Cutler	2009-15	97	16 (6-10)
2. Bill Wade	1961-66	59	9 (6-3)
3. Erik Kramer	1994-98	49	7 (2-5)
4. George Blanda	1949-58	116	4 (0-4)
5. Josh McCown	2011-13	11	3 (1-2)
Vince Evans	1977-83	56	3 (1-2)
Sid Luckman	1939-50	128	3 (3-0)
Johnny Lujack	1948-51	45	3 (1-2)
Jim Miller	1999-2002	33	3 (1-2)



CHICAGO BEARS ALL-TIME 300-YARD PASSING GAMES

77 300-yard passing games

Nine games have gone into OT. None occurred in the playoffs.

TOTAL: 34-43 (.442)

At home: 22-19 (.537)

On the road: 12-24 (.333)

BY DECADE:

1940-49	4-1 (.800)
1950-59	0-6 (.000)
1960-69	9-4 (.692)
1970-79	1-0 (1.000)
1980-89	2-3 (.400)
1990-99	6-7 (.462)
2000-09	4-5 (.444)
2010-19	8-17 (.320)

BY MONTH:

September	6-7 (.462)
October	12-18 (.400)
November	8-9 (.470)
December	8-9 (.471)

23 games have been at Soldier Field:

Evans, 12/7/80 vs. GB (W)
Harbaugh, 9/23/91 vs. NYJ (W)
Harbaugh, 10/18/92 vs. TB (W)
Kramer, 10/22/95 vs. HOU (W)
Kramer, 11/16/97 vs. NYJ (L)
Kramer, 9/27/98 vs. MIN (L)
Miller, 11/14/99 vs. MIN (L)
McNown, 12/19/99 vs. DET (W)
Matthews, 11/4/01 vs. CLE (W)
Grossman, 12/17/06 vs. TB (W)
Griese, 10/14/07 vs. MIN (L)
Cutler, 11/8/09 vs. ARZ (L)
Cutler, 9/12/10 vs. DET (W)

Cutler, 9/11/11 vs. ATL (W)
Cutler, 9/25/11 vs. GB (L)
Cutler, 9/9/12 vs. IND (W)
Cutler, 10/6/13 vs. NO (L)
McNown, 12/9/13 vs. DAL (W)
Cutler, 9/7/14 vs. BUF (L)
Cutler, 11/16/14 vs. MIN (W)
Cutler, 12/4/14 vs. DAL (W)
Cutler, 12/13/15 vs. WAS (L)
Hoyer, 10/2/16 vs. DET (W)
Hoyer, 10/16/16 vs. JAX (L)
Barkley, 11/27/16 vs. TEN (L)
Barkley, 12/18/16 vs. GB (L)
Barkley, 12/24/16 vs. WAS (L)

BY QUARTERBACK:

Barkley, Matt	0-3
Blanda, George	0-4
Brown, Ed	1-1
Bukich, Rudy	1-0
Carter, Virgil	0-1
Cutler, Jay	6-10
Concannon, Jack	2-0
Evans, Vince	1-2
Glennon, Mike	0-1
Griese, Brian	1-1
Grossman, Rex	1-0
Harbaugh, Jim	2-0
Hoyer, Brian	1-3
Kramer, Erik	2-5
Luckman, Sid	3-0
Lujack, Johnny	1-2
Matthews, Shane	1-0
McNown, Josh	1-2
McMahon, Jim	0-1
McNown, Cade	1-0
Miller, Jim	1-2
Orton, Kyle	1-0
Stenstrom, Steve	0-1

Tomczak, Mike	1-0
Trubisky, Mitchell	0-1
Wade, Bill	6-3

BY TEAM:

Arizona Cardinals	0-1
St. Louis Cardinals	1-0
Chicago Cardinals	1-1
Atlanta Falcons	2-1
Baltimore Colts	2-0
Buffalo Bills	0-1
Cleveland Browns	1-0
Dallas Cowboys	2-2
Denver Broncos	0-1
Detroit Lions	7-5
Green Bay Packers	2-4
Houston Oilers	1-0
Indianapolis Colts	1-1
Jacksonville Jaguars	0-1
Miami Dolphins	1-0
Minnesota Vikings	3-6
New Orleans Saints	0-1
New York Giants	1-1
New York Jets	1-1
New York Yanks	0-1
Philadelphia Eagles	2-0
San Diego Chargers	2-0
San Francisco 49ers	1-5
Los Angeles Rams	1-3
St. Louis Rams	0-2
Tampa Bay Buccaneers	2-1
Tennessee Titans	0-1
Washington Redskins	0-3

*Does not include post-season



Yr.	No.	Name (pos)	College
2018	8	Roquan Smith (LB)	Georgia
2017	2	Mitchell Trubisky (QB)	North Carolina
		(from SF for No. 3 pick, 3rd & 4th round selections, & 2018 3rd round selection)	
2016	9	Leonard Floyd (LB)	Georgia
2015	7	Kevin White (WR)	West Virginia
2014	14	Kyle Fuller (CB)	Virginia Tech
2013	20	Kyle Long (G)	Oregon
2012	19	Shea McClellin (DE)	Boise State
2011	29	Gabe Carimi (T)	Wisconsin
2010	11	(To Denver for QB Jay Cutler)	
2009	18	(To Denver for QB Jay Cutler & 5th round pick)	
2008	14	Chris Williams (T)	Vanderbilt
2007	31	Greg Olsen (TE)	Miami (FL)
2006	26	(To Buffalo for 2nd & 3rd round selections)	
2005	4	Cedric Benson (RB)	Texas
2004	14	Tommie Harris (DT)	Oklahoma
2003a	14	Michael Haynes (DE)	Penn State
		(from New England through Buffalo)	
2003b	22	Rex Grossman (QB)	Florida
		(from New York Jets)	
2002	29	Marc Colombo (OT)	Boston College
2001	8	David Terrell (WR)	Michigan
2000	9	Brian Urlacher (LB)	New Mexico
1999	12	Cade McNown (QB)	UCLA
1998	5	Curtis Enis (RB)	Penn State
1997	11	(To Seattle for QB Rick Mirer & 4th round pick)	
1996	13	Walt Harris (CB)	Miss. St.
1995	21	Rashaan Salaam (RB)	Colorado
1994	11	John Thierry (DE)	Alcorn St.
1993	7	Curtis Conway (WR)	USC
1992	22	Alonzo Spellman (DT)	Ohio State
1991	22	Stan Thomas (T)	Texas
1990	6	Mark Carrier (S)	USC
1989a	11	Donnell Woolford (CB)	Clemson
		(from LA Raiders for WR Willie Gault)	
1989b	12	Trace Armstrong (DE)	Florida
		(from Wash. for LB Wilber Marshall)	
1989c	25	(To Miami for 2nd and 3rd rd picks)	
1988a	23	Brad Muster (FB)	Stanford
1988b	27	Wendell Davis (WR)	LSU
		(from Wash. for LB Wilber Marshall)	
1987	26	Jim Harbaugh (QB)	Michigan
1986	27	Neal Anderson (RB)	Florida
1985	22	William Perry (DT)	Clemson
1984	11	Wilber Marshall (LB)	Florida
1983a	6	Jim Covert (T)	Pittsburgh
1983b	18	Willie Gault (WR)	Tennessee
		(from Tampa Bay for 1982 2nd rd pick)	
1982	5	Jim McMahon (QB)	BYU
1981	11	Keith Van Horne (T)	USC
1980	19	Otis Wilson (LB)	Louisville
1979a	4	Dan Hampton (DT)	Arkansas
		(from Tampa Bay for DT Wally Chambers)	
1979b	9	Al Harris (DE)	Arizona State
1978	20	(To Cleveland for QB Mike Phipps)	
1977	15	Ted Albrecht (T)	California
1976	8	Dennis Lick (T)	Wisconsin
		(from Det. for 1st and 3rd rd picks)	
1975	4	Walter Payton (RB)	Jackson State
1974a	4	Waymond Bryant (LB)	Tennessee St.
1974b	20	Dave Gallagher (DE)	Michigan
		(from LA Rams for WR Dick Gordon)	

Yr.	No.	Name (pos)	College
1973	8	Wally Chambers (DT)	E. Kentucky
1972a	3	Lionel Antoine (T)	S. Illinois
		(from NY Giants for Hyland and McRae)	
1972b	12	Craig Clemons (S)	Iowa
1971	11	Joe Moore (RB)	Missouri
1970	2	(To GB for Caffey, Pitts, and Hyland)	
1969	14	Rufus Mayes (T)	Ohio State
1968	17	Mike Hull (RB)	USC
1967	10	Lloyd Phillips (DE)	Arkansas
1966	12	George Rice (DT)	LSU
1965a	3	Dick Butkus (LB)	Illinois
		(from Pit. for '64 2nd and 4th rd picks)	
1965b	4	Gale Sayers (RB)	Kansas
1965c	6	Steve DeLong (DE)	Tennessee
		(from WAS for HB Cola and T Williams)	
1964	14	Dick Evey (DT)	Tennessee
1963a	10	(To LA Rams for RB Joe Marconi)	
1963b	11	Dave Behrman (C)	Michigan State
		(from Pit. for QB Ed Brown)	
1962	7	Ronnie Bull (RB)	Baylor
1961	5	Mike Ditka (TE)	Pittsburgh
1960	7	Roger Davis (G)	Syracuse
1959	7	Don Clark (HB)	Ohio State
1958	7	Chuck Howley (LB/G)	West Virginia
1957	13	Earl Leggett (DT)	LSU
1956	10	Menan "Tex" Schriewer (E)	Texas
1955	11	Ron Drzewiecki (HB)	Marquette
1954	6	Stan Wallace (HB)	Illinois
1953	6	Billy Anderson (HB)	Compton JC
1952	8	Jim Dooley (FL/HB)	Miami (FL)
1951a	2	Bob Williams (QB)	Notre Dame
		(from New York Yanks)	
1951b	10	Billy Stone (HB)	Bradley
		(from disbanded Colts)	
1951c	16	Gene Schroeder (E)	Virginia
1950a	3	Chuck Hunsinger (HB)	Florida
1950b	10	Fred Morrison (FB)	Ohio State
1949	10	Dick Harris (C)	Texas
1948a	7	Bobby Layne (QB)	Texas
		(from Det. through Pit. for HB Ray Evans)	
1948b	13	Max Baumgardner (E)	Texas
1947a	1	Bob Fenimore (HB)	Oklahoma A&M
		(Bonus choice)	
1947b	11	Don Kindt (HB)	Wisconsin
1946	4	Johnny Lujack (QB)	Notre Dame
1945	7	Don Lund (HB)	Michigan
1944	8	Ray Evans (HB)	Kansas
1943	9	Bob Steuber (HB)	Missouri
1942	10	Frankie Albert (QB)	Stanford
1941a	1	Tom Harmon (HB)	Michigan
		(from Phil. for C John Schiechl)	
1941b	3	Norm Standlee (FB)	Stanford
		(from Pit. for QB Billy Patterson)	
1941c	9	Don Scott (HB)	Ohio State
1940	7	Clyde Turner (C/LB)	Hardin-Simmons
1939a	2	Sid Luckman (QB)	Columbia
1939b	6	Bill Osmanski (FB)	Holy Cross
		(from Pit. for E Edgar "Eggs" Manske)	
1938	10	Joe Gray (HB)	Oregon State
1937	8	Les McDonald (E)	Nebraska
1936	6	Joe Stydahar (T)	West Virginia



FEELING THE DRAFT

The following list shows the schools from where the most Bears players have been drafted since 1936. Not listed are the schools which have contributed one all-time Bears draftee.

Notre Dame 41	Kansas State 9	Colgate 4	Drake 2
Ohio State 30	North Carolina 9	Delaware 4	Furman 2
Texas 27	Pacific 9	George Washington 4	Gonzaga 2
Oklahoma 26	Texas Tech 9	Georgetown 4	Harvard 2
Stanford 24	Vanderbilt 9	Idaho 4	Howard Payne 2
Northwestern 21	West Virginia 9	Jackson State 4	Indiana State 2
Miami (FL) 21	Georgia Tech 8	Kansas 4	Louisiana-Monroe 2
Arkansas 20	Houston 8	New Mexico 4	McNeese State 2
Florida 20	Iowa State 8	Prairie View AGM 4	Memphis 2
Georgia 19	Oregon 8	San Francisco 4	Miami (OH) 2
Illinois 19	Penn State 8	Tennessee State 4	MWestern State 2
Michigan 19	Tulane 8	Virginia 4	New Hampshire 2
Baylor 18	Villanova 8	Virginia Military 4	North Carolina A&T 2
Purdue 18	William & Mary 8	Virginia Tech 4	North Carolina Central .. 2
Tennessee 18	Auburn 7	Boise State 3	North Dakota 2
Wake Forest 18	Colorado 7	Boston University 3	Northwest State (LA) .. 2
Wisconsin 18	Florida AGM 7	Bradley 3	Princeton 2
LSU 17	Florida State 7	Cal St.-LA 3	South Carolina State .. 2
Maryland 17	Grambling 7	Compton J.C. 3	Southern Illinois 2
USC 17	Indiana 7	Denver 3	Southwest Louisiana .. 2
TCU 17	Marquette 7	East Texas State 3	Texas Southern 2
California 16	Memphis 7	Eastern Illinois 3	Texas-Arlington 2
Michigan State 16	South Carolina 7	Holy Cross 3	Trinity (TX) 2
Minnesota 16	Syracuse 7	Middle Tenn. St. 3	Weber State 2
Nebraska 16	Utah State 7	Montana 3	Western Michigan 2
UCLA 16	Fresno State 6	North Alabama 3	Xavier (OH) 2
Washington 15	Mississippi State 6	Northern Illinois 3	
Iowa 14	North Carolina State .. 6	San Diego State 3	
Kentucky 13	North Texas State 6	Shurtleff 3	
Texas AGM 13	Pennsylvania 6	South Dakota State 3	
Clemson 12	Abilene Christian 5	Southern 3	
Duke 12	Cincinnati 5	Southern Mississippi .. 3	
Missouri 12	Hardin-Simmons 5	Sul Ross 3	
Pittsburgh 12	Louisiana Tech 5	Texas A&M 3	
SMU 12	Louisville 5	Texas-El Paso 3	
Alabama 11	Sam Houston State 5	Trinity (CT) 3	
Arizona State 11	San Jose State 5	West Texas State 3	
Mississippi 11	Santa Clara 5	Arkansas State 2	
Oklahoma State 11	Temple 5	Brown 2	
Oregon State 11	Tulsa 5	Cal Poly-SLO 2	
Arizona 10	Utah 5	Capital 2	
Rice 10	Washington State 5	Case W Reserve 2	
Boston College 9	Yale 5	Central Michigan 2	
BYU 9	Army West Point 4	Colorado State 2	

MOST DRAFTEES BY SCHOOL

Year	Rd	Last Player Selected	Pos	College	Number of Players Selected
2001	3	Gandy, Mike	G	Notre Dame	41
2009	5	Freeman, Marcus	LB	Ohio State	30
2009	4	Melton, Henry	DE	Texas	27
2009	3	Iglesias, Juaquin	WR	Oklahoma	26
2007	3	Okwo, Michael	LB	Stanford	24
2016	4	Bush, Deon	DB	Miami (FL)	21
2010	4	Wootton, Corey	DE	Northwestern	21
2008	7	Monk, Marcus	WR	Arkansas	20
2016	3	Bullard, Jonathan	DL	Florida	20



BEARS YEAR-BY-YEAR DRAFT PICKS

1936 (Feb 8)

1. Stydhar, Joe, T, West Virginia
2. Michaels, Eddie, G, Villanova
3. Roscoe, George, B, Minnesota
4. Allman, Bob, E, Michigan State
5. Oech, Vern, T, Minnesota
6. Christofferson, Ted, B, Washington St.
7. Smith, Dick, T, Minnesota
8. Sylvester, John, E, Rice
9. Fortmann, Dan, G, Colgate

1937 (Dec. 26, 1936)

1. McDonald, Les, E, Nebraska
2. Stewart, Marv, C, LSU
3. Plasman, Dick, E, Vanderbilt
4. Hammond, Henry, E, SW (KS)
5. Conkright, Bill "Red," C, Oklahoma
6. Bjork, Del, T, Oregon
7. Friedman, J.W. "Buck," B, Rice
8. Toth, Steve, B, Northwestern
9. Guepe, Al, B, Marquette
10. Wade, Ed "Red," T, Utah State

1938 (Dec. 12, 1937)

1. Gray, Joe, HB, Oregon State
2. Famiglietti, Gary, B, Boston U.
3. Zarnas, Gust, G, Ohio State
4. Masterson, Bob, E, Miami (FL)
5. Ramsey, Frank, G, Oregon State
6. Sims, Fletcher, B, Georgia Tech
7. Schwarz, Alex, T, San Francisco
8. Weger, John, T, Butler
9. Mickovsky, Ray, B, Case W Reserve
10. Dreher, Fred, E, Denver

1939 (Dec. 8, 1938)

- 1a. Luckman, Sid, QB, Columbia (from Pit)
- 1b. Osmanski, Bill, FB, Holy Cross
2. Wysocki, John, E, Villanova
3. Delaney, Joe, T, Holy Cross
4. Choice to Brooklyn
5. Heileman, Charlie, E, Iowa State
6. Dannies, Bob, C, Pittsburgh
7. Bray, Ray, G, Western Michigan
8. Wood, Walt, B, Tennessee
9. Braga, Al, B, San Francisco
10. Roise, Hal, B, Idaho
11. Bock, Ed, G, Iowa State
12. Stofa, Anton, B, Luther
13. Voigts, Bob, T, Northwestern
14. Armstrong, Ken, T, Tarkio
15. Masters, Raphael, E, Newberry
16. Sherman, Solly, B, Chicago
17. Simonich, Ed, B, Notre Dame
18. Vogeler, George, C, Oklahoma State
19. Forte, Aldo, T, Montana
20. Kircher, Everett, B, Iowa State

1940 (Dec. 9, 1939)

1. Turner, Clyde "Bulldog," C/LB, Hardin-Simmons
2. Kavanaugh, Ken, E, LSU
3. Kolman, Ed, T, Temple

4. Woudenberg, John, T, Denver
5. Akin, Leonard, G, Baylor
6. Fordham, Jim, B, Georgia
7. Pool, Hampton, G, Stanford
8. Pace, Tom, B, Utah
9. Artoe, Lee, T, California
10. McCubbin, Bill, E, Kentucky
11. Clark, Harry, B, West Virginia
12. Crisci, Frank, T, Case W Reserve
13. Barnes, Sherm, E, Baylor
14. Christianson, Al, B, Knox
15. White, Wilbur, T, Bradley
16. Schlosser, Ralph, C, Gonzaga
17. Popov, John, B, Cincinnati
18. Bussey, Young, B, LSU
19. McLean, Ray, B, St. Anselm
20. Kichefski, Walt, E, Miami (FL)

1941 (Dec. 19, 1940)

1. Harmon, Tom, HB, Michigan
2. Standlee, Norm, FB, Stanford
3. Scott, Don, HB, Ohio State
4. Gallarneau, Hugh, B, Stanford
5. O'Rourke, Charley, B, Boston College
6. O'Boyle, Tommy, G, Tulane
7. Federovich, John "Ace," T, Davis & Elkins
8. Hartman, Fred, T, Rice
9. Rankin, Dave, E, Purdue
10. Matuza, Al, C, Georgetown
11. Laher, Hal, G, Oklahoma
12. LaLanne, Jim, B, North Carolina
13. Hardin, Jim, E, Kentucky
14. Morrow, Bob, E, Illinois Wesleyan
15. Johnson, Jim, B, Santa Clara
16. Martin, Johnny, B, Oklahoma
17. Mulkey, Jack, E, Fresno State
18. Osterman, Bob, C, Notre Dame
19. Glenn, Bill, B, Eastern Illinois
20. Hahnenstein, Ollie, B, Northwestern

1942 (Dec. 22, 1941)

1. Albert, Frankie, QB, Stanford
2. Boratyn, Joe, B, Holy Cross
3. Ruby, Martin, T, Texas A&M
4. Burrus, H.C., E, Hardin-Simmons
5. Jeffries, Bob, G, Missouri
6. Maznicki, Frank, B, Boston College
7. Petty, John, B, Purdue
8. Mullins, Noah "Moon," B, Kentucky
9. Geyer, Bill, B, Colgate
10. Daniell, Jim, T, Ohio State
11. Hunt, Jack, B, Marshall
12. Gude, Henry, C, Vanderbilt
13. Krutulis, Joe, E, Miami (FL)
14. Abel, George, G, Nebraska
15. Edmiston, Don, T, Tennessee
16. Rast, Holt, E, Alabama
17. Jones, Edgar, B, Pittsburgh
18. Tessorford, Bill, T, Gonzaga
19. Kissell, Adolph, B, Boston College
20. Clarkson, Stu, C, Texas A&I

1943 (April 8)

1. Steuber, Bob, HB, Missouri
2. Evans, Fred, HB, Notre Dame
3. Stramm, Ed, T, Stanford
4. Palmer, Derrell, T, TCU
5. Vucinich, Milt, C, Stanford
6. Beals, Alyn, E, Santa Clara
7. Jurkovich, Jim, HB, California
8. Lamb, W.G. "Dub," E, Oklahoma
9. Hammett, Ray, QB, Stanford
10. Zikmund, Al, HB, Nebraska
11. Wood, Clark, T, Kentucky
12. Arms, Loyd, T, Oklahoma State
13. Sturdy, Lyle, FB, Wichita State
14. Tomlinson, Buddy, T, Hardin-Simmons
15. Preston, Pat, T, Wake Forest
16. Norberg, Hank, E, Stanford
17. Lyons, Pat, E, Wisconsin
18. Butler, Marion, HB, Clemson
19. Santucci, Al, C, Santa Clara
20. Johnson, Orville, G, SMU
21. Boudreau, Wally, HB, Boston College
22. Baumann, Bob, T, Wisconsin
23. Holtscher, Elwood, C, Shurtleff
24. Keller, Ben, G, Duquesne
25. Block, Charley, E, Shurtleff
26. Brannon, Ted, T, Rice
27. Wayne, Lou, E, Texas
28. Creevy, Dick, HB, Notre Dame
29. Buffington, Bill, HB, Purdue
30. Peterson, Woody, FB, Utah

1944 (April 19)

1. Evans, Ray, B, Kansas
2. Smeja, Rudy, E, Michigan
3. Croft, Abe, E, SMU
4. Stanley, C.B., T, Tulsa
5. Seeley, Darwin, C, Stanford
6. Fawcett, Randall, B, Stanford
7. Morton, Jack, E, Missouri
8. Starford, Bill, C, Wake Forest
9. Houston, Lin, G, Ohio State
10. Moore, J.P., B, Vanderbilt
11. Duffey, Bill, E, Georgetown
12. Hartley, Joe, T, LSU
13. Milner, Bill, G, Duke
14. Hirsch, Ed, B, Northwestern
15. Ryckley, Ed, E/G, Georgia Tech
16. Plasman, Howdy, B, Miami (FL)
17. French, Barry, T, Purdue
18. Taylor, Paul, B, USC
19. Margarita, Hank, B, Brown
20. Davis, Ed, B, Oklahoma
21. Jamison, Dick, T, USC
22. Bortka, Jack, B, Kansas State
23. Ruskusky, Roy, E, St. Mary's (CA)
24. Franck, Harry, B, Northwestern
25. McKewan, Jack, T, Alabama
26. Mitchell, Charley, B, Tulsa
27. Boyle, Pat, G, Wisconsin
28. Pepper, Bernie, T, Missouri
29. Vogt, Karl, T, Villanova
30. Endres, Bob, G, Colgate

**1945 (April 6)**

- Lund, Don, B, Michigan
- Allen, Charley, B, SMU
- Masterson, Forest, C, Iowa
- Shaw, Wayne, B, SMU
- Burgels, Glen, T, Tulsa
- O'Brien, Pat, T, Purdue
- Mayther, Bill, C, Oregon
- Poe, Bill, B, Clemson
- Avery, Chuck, B, Minnesota
- Boyd, Jack, B, UCLA
- Ellsworth, Ralph, B, Texas
- Mattioli, Frank, G, Pittsburgh
- Gibson, Merle, E, TCU
- Creevey, John, B, Notre Dame
- Sacrinity, Nick, B, Wake Forest
- Keane, Jim, C, Iowa
- Niedziela, Bruno, T, Iowa
- Williams, Broughton, E, Florida
- Stickel, Walt, T, Pennsylvania
- Livingstone, Bob, B, Notre Dame
- Vargon, Mike, E, Kansas State
- Wright, Charley, G, Iowa State
- Green, Jack, G, Alabama
- Gambino, Lu, B, Indiana
- Jones, Ray, B, Texas
- Haley, Bob, B, Minnesota
- Forkovich, Nick, B, William & Mary
- Robinson, Don, B, Michigan
- Johnston, Wayne, B, Marquette
- Groves, George, C, Marquette

1946 (Jan. 14)

- Lujack, Johnny, QB, Notre Dame
- Rykovich, Julie, B, Illinois
- Broyles, Frank, QB, Georgia Tech
- Knotts, Ernie, G, Duke
- Schneider, Don, B, Pennsylvania
- Scruggs, Ted, E, Rice
- Beard, Wendell, T, California
- Ziegler, John, B, Colorado
- Dropo, Walt, E, Connecticut
- Harris, Bill, C, Auburn
- Allen, Eddie, B, Pennsylvania
- Bauman, Frank, E, Illinois
- Nostrum, Reed, T, Utah
- Chatterton, Dick, B, BYU
- Timko, Johnny, C, Temple
- Hazelwood, Ted, T, North Carolina
- Johnson, Dick, C, Baylor
- Boettcher, Art, B, Shurtleff
- Gallagher, Tom, B, Illinois
- Adams, Johnny, B, Denver
- Widseth, Dean, T, Bemidji State
- Kochins, George, T, Bucknell
- Hoisch, Al, B, Stanford
- Grgich, Visco, E, Santa Clara
- Richards, Allen, B, Cincinnati
- Tunstall, Jess, B, Kentucky
- Smock, Ken, B, Purdue
- Weldon, Howard, G, North Carolina
- Cook, Johnny, B, Georgia
- Franck, Harry, B, Northwestern

1947 (Dec. 16, 1946)

- Fenimore, Bob, HB, Oklahoma State (Bonus choice)
- Kindt, Don, HB, Wisconsin
- Minini, Frank, FB, San Jose State
- Canady, Jim, HB, Texas
- Merriman, Lloyd, B, Stanford (from Chicago Cards)
- Wetz, Harlan, T, Texas
- Stephens, Roger, B, Cincinnati (from Philadelphia)
- Moseley, Reid, E, Georgia
- Smith, H.A., E, Mississippi
- Eddleman, Dwight, HB, Illinois
- Tucker, Arnold, QB, Army
- Hatch, Larry, HB, Washington
- Adamle, Tony, C, Ohio State
- Fritz, Emil, G, Maryland
- Turner, Jim, T, California
- Goodall, Wayne, E, Oklahoma City
- Gagne, Verne, E, Minnesota
- Dreyer, Wally, HB, Wisconsin
- Pupa, Walt, FB, North Carolina
- McLellan, John, T, Montana State
- Cromer, Bill, FB, Texas
- Reader, Russ, HB, Michigan State
- Batchelor, Jim, B, East Texas State
- Lawler, Allen, HB, Texas
- Berlin, Gordon, C, Washington
- Cunningham, John, E, California
- Morris, Max, B, Northwestern
- Morris, Bill, E, Oklahoma
- Baumgardner, Joe Bill, HB, Texas
- McCarthy, Jerry, E, Pennsylvania
- Pierce, Jack, HB, Illinois
- Ehlers, Ed, HB, Purdue

1948 (Dec. 19, 1947)

- Layne, Bobby, QB, Texas (from Pittsburgh)
- Bumgardner, Max, E, Texas
- Garrett, Dub, T, Mississippi State
- Ramsey, Knox, G, William & Mary
- Brugge, Bob, B, Ohio State
- Choice to Detroit
- McWilliams, Tom, B, Army, Miss. St.
- Mills, Malachi, T, Virginia Military
- Flanagan, Dick, E, Ohio State
- McDowell, Jim, G, William & Mary
- Sheehan, Mel, E, Missouri
- Scott, Dick, C, Navy
- Cline, Ollie, B, Ohio State
- Goode, Rob, B, Texas A&M
- Grimenstein, Clyde, E, Purdue
- Fallon, John, G, Notre Dame
- Brown, Ray, B, Virginia
- Hileman, Bob, C, California
- Gay, Thurman, T, Oklahoma State
- Blount, Ralph, E, Texas
- Boone, JR, B, Tulsa
- Duncan, Jim, E, Wake Forest
- Gatewood, Jimmy, B, Georgia
- Brumm, George, C, Pacific
- Dietzel, Paul, C, Miami (OH)
- Casby, Ed, B, Boston College
- Hardison, Fred, E, Duke
- Van Deren, Frank, E, California
- Pietkiewicz, Al, E, San Francisco
- Cox, Norm, B, TCU
- Smith, Truett, B, Mississippi State

1949 (Dec. 21, 1948)

- Harris, Dick, C, Texas
- Grimes, Billy, B, Oklahoma State
- O'Quinn, Johnny, E, Wake Forest
- Bendrick, Ben, B, Wisconsin
- Hoffman, John, B, Arkansas
- Krall, Jerry, B, Ohio State
- Jones, Wally, E, Kentucky
- Weatherly, Gerry, C, Rice (from Det)
- Wightkin, Bill, E, Notre Dame
- Tokarczyk, Dolph, G, Penn
- Malley, Lee, B, Carson-Newman
- Tibbler, Jerry, B, Mississippi
- Blanda, George, QB, Kentucky
- Taliaferro, George, B, Indiana
- Kelly, Ernie, G, Texas-El Paso
- Faverty, Hal, G, Wisconsin
- Wahl, Al, T, Michigan
- Corbisiero, John, B, Middlebury
- Moran, Jim, B, John Carroll
- Mitten, Bob, G, North Carolina
- Heck, Bob, B, Pacific
- Duncan, Jim, E, Duke
- Bertuzzi, Dick, B, Kansas
- Kane, Harry, C, Pacific
- Smith, Bernie, T, Texas-El Paso
- Marczyk, Stan, T, North Carolina

1950 (Jan. 21-22)

- Hunsinger, Chuck, B, Florida (from New York Bulldogs)
- Morrison, Fred, B, Ohio State
- Dottley, John "Kayo," B, Mississippi
- Romanick, Steve, B, Villanova
- Novak, Tom, C, Nebraska (from PIT)
- Papaleo, Dorn, G, Boston College
- Zalejski, Ernie, B, Notre Dame
- Perricone, Gaspar, B, Northwestern (from New York Giants)
- Hansen, Wayne, C, UTEP
- Prather, Rollin, E, Kansas State
- Nevills, Sam, T, Oregon
- Reid, Floyd, B, Georgia (from NY Bulldogs)
- Braznell, Dick, B, Missouri
- Wahl, Al, T, Michigan
- Helwig, John, G, Notre Dame
- Roof, Kenny, B, Oklahoma State
- Dempsey, Frank, T, Florida
- Hover, Al, G, LSU
- Glisson, Jimmy, B, Tulane
- Bradley, Ed, E, Wake Forest
- Jan. aszek, Ray, B, Dayton
- Andrews, Rupert, B, Stanford
- Bye, Billy, B, Minnesota
- Crawford, Jim, G, Mississippi
- Angle, Bob, B, Iowa St.
- Byler, Jim, G, North Carolina State
- Bingham, Bill, T, Harding
- Polenske, Walt, B, Pacific
- Samuels, Perry, B, Texas
- Sella, George, B, Princeton



27. Davis, Wilton, B, Hardin-Simmons
28. Kenary, Jim, B, Harvard
29. Nadherny, Fred, B, Yale
30. Markert, Allen, T, Minnesota

1951 (Jan. 18-19)

- 1a. Williams, Bob, QB, Notre Dame (from Baltimore)
- 1b. Stone, Billy, B, Bradley* (from New York Yanks)
- 1c. Schroeder, Gene, E, Virginia
2. George, Bill, T, Wake Forest
3. White, Wilford, B, Arizona State
- 4a. Moser, Bob, C, Pacific
- 4b. Jelley, Tom, E, Miami (FL) (from New York Giants)
5. Rowland, Brad, B, McMurry
6. Falkenberg, Herb, B, Trinity (TX)
7. Lea, Paul, T, Tulane
8. Mayes, Clair, G, Oklahoma
9. George, Bill, T, Wake Forest
10. Sherrill, J.W., B, Tennessee
11. Hardiman, Tom, B, Georgetown
12. Hairston, Lawrence, T, Nev.-Reno
13. Wright, Charley, B, West Texas State
14. Woods, Bailey, B, Abilene Christian
15. Hall, Sid, C, Pacific
16. Volm, Frank, E, Marquette
17. Dufek, Don, B, Michigan
18. Brown, Chuck, G, Illinois
19. Lisak, Ed, B, Oklahoma
20. Smith, Larry, C, South Carolina
21. Higgins, Larry, B, Fordham
22. Hanson, Bob, G, Montana
23. Hlavac, Rene, T, Neb.-Omaha
24. Dokas, Pete, E, Mansfield
25. Miller, Johnny, B, Northwestern
26. Rogers, Buddy, B, Arkansas
27. Taylor, Jerry, C, Wyoming
28. Campbell, Leon, B, Arkansas*
29. Justice, John, G, Santa Clara
30. Butler, Charley, E, Geo. Washington

* Selected from disbanded Baltimore franchise

1952 (Jan. 17)

1. Dooley, Jim, B, Miami (FL)
2. Macon, Eddie, B, Pacific
3. McColl, Bill, E, Stanford
4. Clark, Herman, T, Oregon State
- 5a. Hoffman, Jack, E, Xavier (OH) (from Pittsburgh)
- 5b. Williams, Fred, T, Arkansas
6. Brown, Ed, QB, San Francisco
7. Fortunato, Joe, B, Mississippi State
- 8a. Bishop, Bill, T, N Texas St. (from PIT)
- 8b. Jurney, Billy, E, Arkansas
9. Cross, Bobby, T, S. F. Austin
10. Choice to Green Bay
11. Miller, Bill, B, Wake Forest
12. Kozar, Andy, B, Tennessee
13. Athan, Rich, B, Northwestern
14. Galloway, Gale, C, Baylor
15. Kazmaier, Dick, B, Princeton
16. Spears, Bob, FB, Yale
17. Carroll, John, T, Houston

18. O'Connell, Tommy, QB, Illinois
19. Reidenbach, Ken, T, Drake
20. Lesane, Jimmy, B, Virginia
21. Daffer, Ted, G, Tennessee
22. Gregory, Dick, B, Minnesota
23. Nestor, Paul, T/E, Maryland
24. Mundinger, Dick, T, Minnesota
25. Stoddard, Bob, T, Utah State
26. McElroy, Bucky, FB, S. Mississippi
27. Reid, Bob, B, Baylor
28. Scioscia, Karney, FB, Maryland
29. Riggs, Teddy, B, Rice
30. Shemonski, Bob, HB, Maryland

1953 (Jan. 22)

1. Anderson, Billy, B, Compton J.C.
2. Bratkowski, Zeke, QB, Georgia
3. Rowekamp, Bill, B, Army, Missouri
4. Koch, Joe, B, Wake Forest
5. Jones, Stan, T, Maryland
- 6a. Decarlo, Art, B, Georgia
- 6b. Gilbert, Kline, T, Mississippi (from SF)
- 7a. McElroy, Bucky, B, S. Mississippi (from Washington)
- 7b. Bingham, Don, B, Sul Ross
8. Kreamcheck, John, T, William & Mary
9. Ashley, Bruno, T, East Texas State
10. Moore, Jimmy, B, Florida A&M
- 11a. Slowey, Jim, C, Georgetown
- 11b. Chamey, Ralph, B, Kentucky (from Pittsburgh)
12. Lawrence, Jim, T, Duke
13. Strickland, Larry, C, North Texas St.
14. Carl, Harland, B, Wisconsin
15. Jecha, Ralph, G, Northwestern
16. Hatley, John, T, Sul Ross
17. Beal, Bob, E, California
18. Shirley, Jim, B, Clemson
19. Byrus, Bill, T, Iowa State
20. Mahin, Tom, T, Purdue
21. Martin, Wayne, E, TCU
22. Wood, Wayne, T, Memphis State
23. Mask, Jim, E, Mississippi
24. Hatcher, Paul, C, Arkansas City J.C.
25. Pickard, Clyde, G, Wake Forest
26. Evans, Bob, T, Pennsylvania
27. Wahlin, Marvin, B, Arizona State
28. Caldwell, Jim, T, Tennessee State
29. Lewis, Jack, E, Wake Forest
30. Brehany, Bill, QB, Virginia Military

1954 (Jan. 28)

1. Wallace, Stan, HB, Illinois
2. Casares, Rick, FB, Florida
3. Meadows, Ed, T, Duke
4. Patera, Fran, B, Notre Dame
5. Griffiths, Bob, G, Furman
6. Hudson, John, G, Rice
7. Cecere, Ralph, B, Villanova
8. Garlington, Tom, T, Arkansas
9. Giel, Paul, B, Minnesota
10. Andrews, D.C., E, Hardin-Simmons
11. Wallin, Ron, B, Minnesota
12. Faragalli, Joe, G, Villanova
13. Seaholm, Julius, G, Texas
14. Miller, Ken, FB, Illinois

15. Hill, Harlon, E, N Alabama
16. Lindley, Earl, B, Utah State
17. Woodard, Lou, C, Sam Houston State
18. Moore, McNeil, B, Sam Houston State
19. Lum, Jim, T, Louisiana Tech
20. Ladd, Jim, E, Bowling Green
21. Cleere, Sonny, T, Abilene Christian
22. Sumner, Charlie, B, William & Mary
23. Lee, Herman, T, Florida A&M
24. Jarrett, Bill, B, West Virginia
25. Feamster, Tom, E, Florida State
26. Petroka, Lou, B, Boston University
27. Oniskey, Dick, C, Tenn.-Chattanooga
28. Underwood, P.W., G, Mississippi St.
29. Beale, Alvin, QB, Trinity (TX)
30. Haluska, Jim, B, Wisconsin

1955 (Jan. 27-28)

1. Drzewiecki, Ron, HB, Marquette
2. Watkins, Bobby, HB, Ohio State
3. Choice to Cleveland
4. O'Malley, Joe, E, Georgia
5. Kendall, Dan, T, Oklahoma State
6. Shannon, Del, E, Notre Dame (from Washington)
- 6b. Mosely, Henry, HB, M. Brown
7. Sturgess, Bruce, HB, William & Mary
8. Verkerk, Gene, T, North Texas State
9. Lavery, Jim, HB, Scranton
10. Allen, John, E, Arizona State
11. Redfield, Tom, E, Delaware
12. Bratt, Clarence, HB, Wisconsin
13. Cash, Norm, HB, Sul Ross
14. Nickla, Ed, G, Tennessee
15. Smith, J.D., FB, N Carolina A&T
16. Choice to Chicago Cardinals
17. Harrison, Mel, C, Sam Houston State
18. Roach, Claude, G, TCU
19. Jones, Allen, B, Baylor
20. James, Joe, T, Howard Payne
21. Hall, Choyce, C, MWestern State
22. Allison, Carl, B, Oklahoma
23. Barger, Jerry, B, Duke
24. Young, Joe, E, Marquette
25. Dees, Charley, T, Tyler J.C.
26. Jeter, Perry, HB, Cal Poly-SLO
27. Kinley, Joel, G, Tennessee
28. Wright, Charley, E, Pr. View A&M
29. Klein, Dick, T, Iowa
30. Fouts, Jerry, HB, MWestern St.

1956 (Nov 29, 1955 & Jan. 12, 1956)

1. Schriever, Menan "Tex," E, Texas
2. Brackett, M.L., T, Auburn
3. Choice to Cleveland
4. Mellekas, John, T, Arizona
5. Gallimore, Willie, B, Florida A&M
6. Choice to Cleveland
7. Caroline, J.C., B, Illinois
8. Klawitter, Dick, C, South Dakota St.
9. Vargo, Ken, C, Ohio State
10. Lucas, Dick, E, Boston College
11. Jan.kans, John, E, Arizona State
12. Cruz, Buddy, E, Tennessee
13. Grogg, Dick, G, Minnesota
14. Graham, Milt, E, Colgate



15. Fitzgerald, Dick, FB, Notre Dame
16. Brown, Ray, B, Florida
17. Adams, Tom, E, UCLA
18. Payton, Earl, B, Pr. View AGM
19. Smith, John, B, UCLA
20. Maxime, Charley, G, Auburn
21. Waddell, Jimmy, B, ComptOn J.C.
22. Billings, Joe, T, Memphis State
23. Holt, Lou, E, Howard Payne
24. Castete, Jess, B, McNeese State
25. Hentschel, Jerry, T, Sam Houston St.
26. Orr, Don, B, Vanderbilt
27. Buchanan, Waylon, E, E. Texas State
28. Alexander, Bob, B, Trinity (CT)
29. Kriemeyer, Billy, B, Vanderbilt
30. Buckler, Jim, G, Alabama

1957 (Nov 27, 1956 & Jan. 31, 1957)

1. Leggett, Earl, T, LSU
2. Swink, Jim, B, TCU
3. Knox, Ronnie, QB, UCLA
4. Johnson, Jack, B, Miami (FL)
5. Zucco, Vic, B, Michigan State
6. Dickinson, Bo, B, S. Mississippi
7. DeLuca, Gerry, T, Mid Tennessee St.
- 8a. Ward, Al, B, Yale (from PIT)
- 8b. Kilcullen, Bob, T, Texas Tech
9. Brown, Bill, G, Syracuse
10. Murphy, Bill, E/B, Fresno State
11. Hampton, Roger, B, McNeese State
12. Sorenson, Larry, T, Utah State
13. Williams, Don, B, Texas Tech
14. Schmidt, Bob, B, Memphis State
15. Hosek, Tony, E, West Virginia
16. Heuring, Ed, E, Maryland
17. Heine, Don, E, Murray State
18. Wharton, Al, G, Maryland
19. Hermens, Lee, B, Marquette
20. Frazier, Al, B, Florida AGM
21. Jan. Es, Jerry, E, LSU
22. Dalzell, Tom, T, Virginia Tech
23. Peroyea, Don, T, SE Louisiana
24. Lutterback, Ken, B, Evansville
25. Ryan, Joe, C, Villanova
26. Harris, Gehrig, B, Grambling
27. Brown, Nick, G, Fresno State
28. Emerson, Tom, G, Oklahoma
29. Caraway, Donnie, B, Houston
30. Wesley, Sam, B, Oregon State

1958 (Dec. 2, 1957 & Jan. 28, 1958)

1. Howley, Chuck, G, West Virginia
2. Dewveall, Willard, E, SMU
- 3a. Cooke, Ed, E, Maryland
- 3b. Healy, Don, T, Maryland (from CLE)
4. Barnes, Erich, B, Purdue
5. Jewett, Bob, E, Michigan State
6. Douglas, Merrill, B, Utah
7. Bontley, Gene, B, Texas Tech
8. Rutsch, Ed, T, George Washington
9. Anderson, Ralph, E, Cal St.-LA
10. Lewis, Aubrey, B, Notre Dame
11. Cinelli, Rocco, T, Wisconsin
12. Morris, Johnny, HB, Cal-Santa Barbara
13. Choice to New York Giants
14. Melnik, Bill, T, Army

15. Harryman, Jim, B, Compton J.C.
16. Pleger, Ken, T, Capital
17. Eaton, Dick, C, Richmond
18. Dupler, Phil, B, Duke
- 19a. Roehneit, Bill, G, Bradley (from GB)
- 19b. Chancey, Bill, E, West Virginia
20. Rutledge, Les, T, Michigan State
21. Miller, Bill, T, NM Highlands
22. Carter, Al, B, Tennessee
23. Daw, Ken, B, Sam Houston State
24. Moon, Russ, T, Virginia Tech
25. Barron, Bob, C, St. Norbert
26. Lyles, Bob, B, Memphis State
27. Napolski, Ben, E, Northwestern
28. Main, Wilbur, B, Maryland
29. Hakes, Glen, G, New Mexico
30. Halum, Bobby, QB, Mid Tennessee St.

1959 (Dec. 2, 1959)

1. Clark, Don, B, Ohio State
2. Petitbon, Richie, QB, Tulane
3. Johnson, Pete, B, Va. Military
4. Choice to LA Rams
5. Adams, John, B, Cal St.-LA
6. Cole, Fred, G, Maryland
7. Tucker, Jim, E, Tenn-Chatt. (from PHI)
- 8a. Clark, Dick, B, Baylor
- 8b. Smith, Willie, T, Michigan (from NYG)
9. Youmans, Maury, T, Syracuse
10. Coronado, Bobby, E, Pacific
11. Gray, Ed, T, N Texas State
12. Rowland, Justin, E, TCU
13. Jones, Gene, B, Rice
14. Robb, Joe, T, TCU
15. LeClerc, Roger, C, Trinity (CT)
16. Redding, Don, T, North Carolina
17. Neal, Willie, B, Jackson State
18. Asbury, Ken, B, Missouri Valley
19. Plain, Chris, T, Stanford
20. Carcatera, Tony, E, Elon
21. Stone, Donnie, B, Arkansas
22. Rubal, Lennie, B, William & Mary
23. Haller, Bob, T, NW Missouri State
24. Spain, Bob, T, Baylor
25. Huhn, Tom, C, St. Joseph's (IN)
26. Kunde, Bob, T, Capital
27. Aveni, John, E, Indiana
28. Williams, Bob, E, Notre Dame
29. Southern, Eddie, E, Texas
30. Jackson, Cliff, B, No. Car. Central

1960 (Nov 30, 1959)

1. Davis, Roger, G, Syracuse
2. Choice to Washington
3. Meredith, Don, QB, SMU
4. Martin, Billy, B, Minnesota
5. Norman, Dick, QB, Stanford
6. Kovac, Ed, B, Cincinnati
7. Bivins, Charley, B, Morris Brown
8. Manning, Pete, E, Wake Forest
9. Kirk, Ken, C, Mississippi
10. Choice to Pittsburgh
- 11a. Fanning, Stan, T, Idaho (from PHI)
- 11b. Shaw, Glenn, HB, Kentucky
12. Budrewicz, Tom, T, Brown
13. Spada, Bob, E, Duke

14. Sorey, Jim, T, Texas Southern
15. Lashua, Warren, B, Whitworth
16. Farrington, John, E, Prairie View AGM
17. Hanna, Jim, E, USC
18. King, Claude, B, Houston
19. Roberts, Lloyd, T, Georgia
20. Coia, Angelo, B, USC

1961 (Dec. 27-28, 1960)

1. Ditka, Mike, E, Pittsburgh
2. Brown, Bill, B, Illinois
3. Gibson, Claude, B, N.C. State
4. Ladd, Ernie, T, Grambling
5. Lincoln, Keith, B, Washington State
6. Fleming, George, B, Washington
7. Pyle, Mike, C, Yale
8. Ryan, Ed, B, Michigan State
9. Bethune, Bob, B, Mississippi State
10. Harness, Jason, E, Michigan State
11. Fewell, Sam, T, South Carolina
12. Dyer, Howard, QB, Va. Military
13. McLeod, Bob, E, Abilene Christian
14. Tyler, Jim, T, Ohio State
15. Linning, Chuck, T, Miami (FL)
16. Frazier, Wayne, C, Auburn
17. Barfield, Rossie, E, No. Car. Central
18. Finn, John, T, Louisville
19. Charles, Ben, QB, South Carolina
20. Mason, Gordon, B, Tennessee Tech

1962 (Dec. 4, 1961)

1. Bull, Ronnie, B, Baylor
- 2a. Brock, Clyde, T, Utah St. (from PIT)
- 2b. McRae, Bennie, B, Michigan
- 3a. Bates, Jim, E, USC (from DAL)
- 3b. Hull, Bill, E, Wake Forest
4. Cadile, Jim, T, San Jose State
- 5a. Burton, Mac, E, San Jose State (from Washington)
- 5b. Tunnicliff, Bill, FB, Michigan
6. Choice to Philadelphia
7. O'Bradovich, Ed, E, Illinois
- 8a. Reynolds, Ed, T, Tulane
- 8b. Onesti, Larry, C, Northwestern (from New York Giants)
9. Winston, Kelton, HB, Wiley
10. Weaver, LeRoy, B, Adams State
11. Robinson, Jerry, HB, Grambling
12. Watts, Bill, T, Miami (FL)
13. Perkowski, Joe, B, Notre Dame
14. Von Sonn, Andy, C, UCLA
15. Martin, Kent, T, Wake Forest
16. Nelson, John, C, Xavier (OH)
17. Glass, Glenn, HB, Tennessee
18. Neck, Tommy, B, LSU
19. Kellum, Bill, T, Tulane
20. Roberts, Jack, T, Ohio State

1963 (Dec. 3, 1962)

- 1a. Choice to Los Angeles Rams
- 1b. Behrman, Dave, C, Michigan State (from Pittsburgh)
- 2a. Barnett, Steve, T, Oregon (from DAL)
- 2b. Jencks, Bob, E, Miami (OH)
3. Glueck, Larry, DB, Villanova
- 4a. Sanders, Stan, E, Whittier (from SF)



- 4b. Mitchell, Charley, HB, Washington (from Pittsburgh)
- 4c. Choice to Baltimore
5. Choice to San Francisco
- 6a. Johnson, John, T, Indiana (from PIT)
- 6b. Mathieson, Dave, QB, Washington St.
7. Underhill, Paul, B, Missouri
8. Harmon, Dennis, DB, So. Illinois 9a. Day, Monte, T, Fresno St. (from DAL)
- 9b. Watson, Dave, LB, Georgia Tech
10. Hoerster, Ed, LB, Notre Dame
11. Tullis, James, DB, Florida A&M
12. Drummond, Dick, B, George Washington
13. Szumczyk, John, FB, Trinity (CT)
14. Banks, Gordon, B, Fisk
15. Dentel, Bob, C/LB, Miami (FL)
16. Caylor, Lowell, DB, Miami (OH)
17. Sisk, John, B, Miami (FL)
18. Slabaugh, Jeff, E, Indiana
19. Yaksick, Bob, DB, Rutgers
20. Gregory, John, E, Bal.-Wallace

1964 (Dec. 2, 1963)

1. Evey, Dick, T, Tennessee
- 2a. Choice to Pittsburgh
- 2b. Martin, Billy, E, Georgia Tech (from Los Angeles Rams)
- 2c. Crain, Pat, HB, Clemson (from PIT)
3. Blanks, Sid, HB, Texas A&I
- 4a. Budka, Frank, HB, Notre Dame
- 4b. Reilly, Mike, LB, Iowa (from MIN)
5. Connors, Dan, T, Miami (FL)
6. Jones, Jimmy, E, Wisconsin
7. Logan, Chuck, E, Northwestern
8. Rakestraw, Larry, QB, Georgia
9. Wilkinson, Jay, HB, Duke
10. Brown, Mike, B, Delaware
11. Leeuwenberg, Dick, T, Stanford
12. Horton, Bob, FB, Boston University
13. Webb, Cloyd, E, Iowa
14. Francisco, Kent, T, UCLA
15. Burman, George, T, Northwestern
16. Butler, Roderick, HB, E. Illinois
17. Kasapis, Constantinos, T, Iowa
18. Batts, Bob, HB, Texas Southern
19. Whitehead, Jim, T, Georgia
20. Niglio, Dick, FB, Yale

1965 (Nov 28, 1964)

- 1a. Butkus, Dick, LB, Illinois (from PIT)
- 1b. Sayers, Gale, HB, Kansas
- 1c. DeLong, Steve, T, Tennessee (from Washington)
2. Choice to Cleveland
3. Choice to Cleveland
4. Nance, Jim, FB, Syracuse
5. Choice to Los Angeles Rams
6. Carey, Tony, HB, Notre Dame
- 7a. Gordon, Dick, HB, Michigan State
- 7b. Sutton, Mickey, B, Auburn (from Washington)
8. Schweda, Brian, T, Kansas
9. Ambrusko, Ken, B, Maryland
10. Murphy, Dennis, T, Florida
11. Cornish, Frank, T, Grambling

12. Cox, Steve, T, South Carolina
13. Daniels, Dave, T, Florida A&M
14. Pivec, Dave, E, Notre Dame
15. Robinson, Art, B, Cal St.-LA
16. Pitts, Frank, E, Southern
17. LaFramboise, Tom, QB, Louisville
18. Schwager, Mike, T, Maryland
19. Bobich, Lou, K, Michigan State
20. Kurek, Ralph, FB, Wisconsin

1966 (Nov 27, 1965)

1. Rice, George, T, LSU
2. Brown, Charlie, DB, Syracuse
3. Pickens, Bob, T, Nebraska
- 4a. Jackson, Randy, T, Florida (from PIT)
- 4b. Buffone, Doug, LB, Louisville
5. Choice to Minnesota
- 6a. Brewster, Dennis, T, BYU (from WAS)
- 6b. McRae, Franklin, DT, Tennessee State
7. Myer, Ron, QB, South Dakota State
8. McFalls, Doug, DB, Georgia
9. Greenlee, Fritz, E, Arizona
10. Burnett, Bobby, HB, Arkansas
11. Owens, Terry, E, Jacksonville State
12. Page, Wayne, DE, Clemson
13. Becker, Wayne, T, Montana
14. Buckner, Mike, DB, Northwestern
15. Kollman, Jim, G, Oregon
16. Senkbeil, Lynn, LB, Nebraska
17. Gentry, Curtis, DB, Md-E Shore
18. Kines, Charley, T, Michigan
19. Haberer, Roger, HB, Eastern Illinois
20. Sellers, Goldie, HB, Grambling

1967 (March 14)

1. Phillips, Loyd, DE, Arkansas
2. Jones, Bob, DB, San Diego State
3. Lyle, Gary, HB, George Washington
- 4a. Dodd, Al, DB, N'western St. (LA)
- 4b. Greenlee, Tom, DB, Washington (from Los Angeles Rams)
5. Alford, Bruce, K, TCU
- 6a. Carter, Virgil, QB, BYU
- 6b. Kriewald, Doug, G, West Texas State
7. Truitt, John, E, Indiana State
- 8a. Murphy, Roger, E, Northwestern
- 8b. Griffin, Jerry, LB, SMU
9. Cass, Greg, C, Washington
10. Choice to Washington
11. Mayo, Earl, HB, Morgan State
12. Green, Bruce, E, Midland Lutheran
13. Carstens, Kaye, DB, Nebraska
14. Nesbitt, Lynn, G, Wake Forest
15. Oakes, Terry, DE, Cal St.-SF
16. Rogers, Bill, DB, Weber State
17. Myers, Jack, LB, Western State (CO)

1968 (Jan. 30-31)

1. Hull, Mike, RB, USC
2. Wallace, Bob, E, Texas-El Paso
- 3a. Hazelton, Major, DB, Florida A&M (from Atlanta)
- 3b. Choice to Dallas
- 4a. Mass, Wayne, T, Clemson
- 4b. Bush, Alan, G, Mississippi (from Los Angeles Rams)
5. Turner, Cecil, FL, Cal Poly-SLO

6. Schmedding, Jim, C, Weber State
7. Holman, Willie, DE, South Carolina St.
8. Bell, Wayne, RB, Lenior-Rhyne
9. Moore, Sam, T, Miss. Valley State
10. Davis, Fred, G, Doane
11. Coady, Rich, TE, Memphis State
12. Vallez, Emilio, LB, New Mexico
13. Dearion, Willie, FL, Pr. View A&M
14. Gargus, Harold, DT, New Mexico State
15. Jaeger, Rich, C, Gustavus
16. Murphy, Jim, K, Utah State
17. Layton, Gene, DT, Colorado State

1969 (Jan. 28-29)

1. Mayes, Rufus, T, Ohio State
2. Douglass, Bobby, QB, Kansas State
3. Montgomery, Ross, RB, TCU
4. Redmond, Rudy, DB, Pacific
5. Winegardner, Jim, TE, Notre Dame
6. Nicholson, Bill, DE, Stanford
7. Copeland, Ron, FL, UCLA
8. Hubbell, Webb, G, Arkansas
9. Aluise, Joe, RB, Arizona
10. Pearson, Ron, TE/LB, Maryland
11. Campbell, Sam, DT, Iowa State
12. Hale, Dave, DE, Ottawa
13. Quinn, Tom, DB, Notre Dame
14. Ehrig, Ronnie, DB, Texas
15. Coble, Bob, P, Kansas State
16. Stydhar, Dave, G, Purdue
17. Long, Bob, SE, Texas A&M

1970 (Jan. 27-28)

1. Choice to Green Bay
2. Choice to Dallas
3. Farmer, George, WR, UCLA
- 4a. Larson, Lynn, T, Kansas State
- 4b. Brupbacher, Ross, LB, Texas A&M (from Los Angeles Rams)
5. Choice to New Orleans
- 6a. Cutburnth, Bobby, QB, Oklahoma State
- 6b. Curchin, Jeff, T, Florida State (from St. Louis)
7. Choice to Philadelphia
8. Stephenson, Dana, DB, Nebraska
9. Cole, Linzy, WR, TCU
10. Holloway, Glen, G, North Texas State
11. Rose, Ted, TE, N Michigan
12. Davis, Butch, DB, Missouri
13. Gunn, Jimmy, DB, USC
14. Morgan, Jim, WR, Henderson State
15. Abraira, Phil, DB, Florida State
16. Helterbran, Bob, G, North Texas St.
17. Brunson, Joe, DT, Furman

1971 (Jan. 28-29)

1. Moore, Joe, RB, Missouri
- 2a. Harrison, Jim, RB, Missouri (from NO)
- 2b. Ford, Charles, DB, Houston
- 3a. McGee, Tony, DE, Bishop
- 3b. Newton, Bob, T, Nebraska (from Los Angeles Rams)
4. Moore, Jerry, DB, Arkansas
5. Choice to San Francisco
6. Thomas, Earl, TE, Houston (from BUF)



- 7a. Lee, Buddy, QB, LSU
- 7b. Ferris, Dennis, RB, Pittsburgh
(from Los Angeles Rams)
8. Weiss, Karl, T, Vanderbilt
9. McClain, Lester, WR, Tennessee
10. Rowden, Larry, LB, Houston
11. Hardy, Cliff, DB, Michigan State
12. Booras, Steve, DE, Mesa J.C.
13. Nicholas, Ed, T, N Carolina State
14. Lewis, Willie, RB, Arizona
15. Maciejowski, Ron, QB, Ohio State
16. Bailey, Sid, DE, Texas-Arlington
17. Garganes, Ray, LB, Millersville

1972 (Feb 1-2)

- 1a. Antoine, Lionel, T, Southern Illinois
(from New York Giants)
- 1b. Clemons, Craig, DB, Iowa
2. Choice to Philadelphia
3. Musso, Johnny, RB, Alabama
4. Choice to Los Angeles Rams
5. Parsons, Bob, TE, Penn State
- 6a. Pifferini, Bob, LB, UCLA (from CIN)
- 6b. Choice to Green Bay
- 7a. Fassel, Jim, QB, Long Beach State
- 7b. Osborne, Jim, DT, Southern (from DAL)
8. Wirtz, Ralph, WR, North Dakota St.
9. Horton, Larry, DE, Iowa
10. Turnbull, Jack, C, Oregon State
11. Wimberly, Ed, DB, Jackson State
12. Neill, Doug, RB, Texas A&M
13. Rood, Jay, T, South Dakota-5' field
14. Brown, Bob, WR, Rice
15. Lawson, Roger, RB, W Michigan
16. McKinney, Bill, LB, West Texas State
17. Dickinson, LeVerne, DB, Southern

1973 (Jan. 30-31)

1. Chambers, Wally, DE, E. Kentucky
- 2a. Huff, Gary, QB, Florida State
- 2b. Hrivnak, Gary, DT, Purdue (from DAL)
3. Choice to Detroit
4. Choice to Baltimore
- 5a. Ellis, Allan, DB, UCLA (from PHI)
- 5b. Choice to San Francisco
6. Creaney, Mike, C, Notre Dame
7. Choice to Los Angeles Rams
8. Graham, Conrad, DB, Tennessee
9. Deutsch, Mike, RB, North Dakota
10. Barry, Bill, WR, Mississippi
11. Seigler, Ed, K, Clemson
12. Griffin, Mike, G, Arkansas
13. Cieszkowski, John, RB, Notre Dame
14. Juenger, Dave, WR, Ohio University
15. Rives, Don, LB, Texas Tech
16. Hart, Bill, C, Michigan
17. Roach, Larry, DB, Oklahoma

1974 (Jan. 29-30)

- 1a. Bryant, Waymond, LB, Tennessee St.
- 1b. Gallagher, Dave, DL, Michigan
(from Washington)
2. Choice to New England
- 3a. Wheeler, Wayne, WR, Alabama
(from San Diego)
- 3b. Horton, Greg, G/T, Colorado

- 3c. Taylor, Cliff, RB, Memphis State
(from New England)
4. Choice to Pittsburgh
5. Choice to Philadelphia
6. Choice to Green Bay
7. Ettinger, Jack, WR, Arkansas
- 8a. Chadwick, Alan, QB, E. Tennessee St.
- 8b. Grandberry, Ken, RB, Washington
(from New England)
9. Choice to Miami
10. Choice to Cleveland
11. Hodgins, Norm, DB, LSU
12. Sevy, Jeff, DT, California
13. Barnes, Joe, QB, Texas Tech
14. Vellano, Paul, DT, Maryland
15. Alexander, Oliver, TE, Grambling
16. Geist, Randy, DB, Colorado
17. Holland, Craig, QB, Texas-Arlington

1975 (Jan. 28-29)

1. Payton, Walter, RB, Jackson State
2. Hartenstine, Mike, DE, Penn State
3. Choice to Baltimore
4. Livers, Virgil, DB, Western Kentucky
- 5a. Choice to Washington
- 5b. Sorey, Revie, G, Illinois (from NO)
- 6a. Avellini, Bob, QB, Maryland
- 6b. Hicks, Tom, LB, Illinois
(from Los Angeles Rams)
- 7a. Choice to Baltimore
- 7b. Douthitt, Earl, DB, Iowa (from WAS)
- 8a. Choice to Baltimore through Denver
- 8b. Harris, Joe, LB, Georgia Tech
(from NE)
9. Stillwell, Roger, DT, Stanford
- 10a. Choice to Miami
- 10b. Julius, Mike, G, St. Thomas (MN)
(from LAR)
11. Dean, Mike, K, Texas
12. Plank, Doug, DB, Ohio State
13. McDaniel, Charles, RB, La. Tech
14. Hartfield, Walter, RB, SW Texas St.
15. Marcantonio, Steve, WR, Miami (FL)
16. Beckman, Witt, WR, Miami (FL)
17. Harper, Roland, RB, Louisiana Tech

1976 (April 8-9)

- 1a. Lick, Dennis, T, Wisconsin (from GB)
- 1b. Choice to Detroit
2. Choice to Pittsburgh
- 3a. Baschnagel, Brian, WR, Ohio State
(from New England)
- 3b. Choice to Detroit
- 4a. Sciarra, John, DB, UCLA
- 4b. Rhodes, Wayne, DB, Alabama
(from Detroit)
5. Choice to Baltimore
- 6a. Jiggetts, Dan, T, Harvard (from CLE)
- 6b. Choice forfeited
7. Muckensturm, Jerry, LB, Arkansas St.
8. Choice to Oakland
9. Choice to Philadelphia
10. Choice to Washington
11. Andersen, Norm, WR, UCLA
12. O'Leary, John, RB, Nebraska
13. Kasowski, Dale, RB, North Dakota

14. Cule, Ron, RB, Oregon State
15. Meyers, Jerry, DT, Northern Illinois
16. Parker, Ronald, TE, TCU
17. Malham, Mike, LB, Arkansas State

1977 (May 3-4)

1. Albrecht, Ted, T, California
2. Spivey, Mike, DB, Colorado
- 3a. Earl, Robin, RB, Washington
(from New York Giants)
- 3b. Choice to Miami
4. Choice to Pittsburgh
- 5a. Choice to Oakland
- 5b. Evans, Vince, QB, USC (from TB)
- 6b. Choice to Philadelphia
7. Butler, Gerald, WR, Nicholls St.
8. Choice to New York Jets
9. Buonamici, Nick, DT, Ohio State
10. Breckner, Dennis, DE, Miami (FL)
11. Zelencik, Connie, C, Purdue
12. Irvin, Terry, DB, Jackson State

1978 (May 2-3)

1. Choice to LA Rams
2. Choice to San Francisco
3. Shearer, Brad, DT, Texas
4. Choice to Kansas City
5. Choice to Cincinnati
- 6a. Skibinski, John, RB, Purdue (from KC)
- 6b. Ieremia, Mekeli, DE, BYU
7. Jones, Herman, WR, Ohio State
8. Freitas, George, TE, California
9. Martin, Mike, LB, Kentucky
10. Zambiasi, Ben, LB, Georgia
11. Underwood, Walt, DE, USC
12. Sibley, Lew, LB, LSU

1979 (May 3-4)

- 1a. Hampton, Dan, DT, Arkansas
(from Tampa Bay)
- 1b. Harris, Al, DE, Arizona State
2. Watts, Rickey, WR, Tulsa
3. McClendon, Willie, RB, Georgia
4. Choice to Cincinnati
5. Choice to Dallas
6. Sullivan, John, LB, Illinois
7. Kunz, Lee, LB, Nebraska
8. Moss, Rick, DB, Purdue
9. Heavens, Jerome, RB, Notre Dame
10. Restic, Joe, DB, Notre Dame
11. Wright, Bob, T, Cincinnati
12. Becker, Dave, DB, Iowa

1980 (April 29-30)

1. Wilson, Otis, LB, Louisville
2. Suhey, Matt, RB, Penn State
3. Choice to Dallas
4. Thompson, Arland, G, Baylor
5. Tabor, Paul, C, Oklahoma
6. Guess, Mike, DB, Ohio State
7. Tolbert, Emanuel, WR, SMU
8. Clark, Randy, G, Northern Illinois
9. Schonert, Turk, QB, Stanford
10. Stephens, Willie, DB, Texas Tech
11. Judge, Chris, DB, TCU
12. Fisher, Robert, TE, SMU



1981 (April 28-29)

1. Van Horne, Keith, T, USC
- 2a. Singletary, Mike, LB, Baylor (from SF)
- 2b. Choice to San Francisco
3. Margerum, Ken, WR, Stanford
4. Bell, Todd, DB, Ohio State
5. Choice to San Francisco
6. Henderson, Reuben, DB, So. Dak St.
7. Fisher, Jeff, DB, USC
8. Zettek, Scott, DT, Notre Dame
9. Ditta, Frank, G, Baylor
10. Clifford, Tim, QB, Indiana
11. Johnson, Lonnie, RB, Indiana
12. Shupryt, Bob, LB, New Mexico

1982 (April 27-28)

1. McMahon, Jim, QB, BYU
2. Choice to Tampa Bay
3. Wrightman, Tim, TE, UCLA
4. Gentry, Dennis, RB, Baylor
- 5a. Hartnett, Perry, G, SMU
- 5b. Tabron, Dennis, DB, Duke (from SD)
6. Becker, Kurt, G, Michigan
7. Waechter, Henry, DT, Nebraska
8. Doerger, Jerry, T, Wisconsin
9. Hatchett, Mike, DB, Texas
10. Turner, Joe, DB, USC
11. Boliux, Guy, LB, Wisconsin
12. Young, Ricky, LB, Oklahoma State

1983 (April 26-27)

- 1a. Covert, Jim, T, Pittsburgh
- 1b. Gault, Willie, WR, Tennessee (from Tampa Bay)
2. Richardson, Mike, DB, Arizona State
3. Duerson, Dave, DB, Notre Dame
- 4a. Thayer, Tom, C, Notre Dame
- 4b. Dunsmore, Pat, TE, Drake (from SD)
5. Choice to New England
6. Choice to Cleveland
7. Choice to Cleveland
- 8a. Dent, Richard, DE, Tennessee State
- 8b. Bortz, Mark, DT, Iowa (from SD)
- 9a. Fada, Rob, G, Pittsburgh
- 9b. Zavagnin, Mark, LB, Notre Dame (from Cleveland)
10. Hutchison, Anthony, RB, Texas Tech
11. Worthy, Gary, RB, Wilmington
- 12a. Williams, Oliver, WR, Illinois (from SF)
- 12b. Choice to San Diego

1984 (May 1-2)

1. Marshall, Wilber, LB, Florida
2. Rivera, Ron, LB, California
3. Humphries, Stefan, G, Michigan
4. Andrews, Tom, G, Louisville
5. Choice to Washington
6. Choice to Dallas
7. Robertson, Nikita, RB, Cent. Arkansas
8. Anderson, Brad, WR, Arizona
- 9a. Choice to San Francisco
- 9b. Casale, Mark, QB, Montclair State (from Cleveland)
- 10a. Vestman, Kurt, TE, Idaho

- 10b. Gayle, Shaun, DB, Ohio State (from CLE)
- 11a. Choice to LA Rams
- 11b. Butkus, Mark, DT, Illinois (from CLE)
- 12a. Choice to Miami
- 12b. Jordan, Donald, RB, Houston (from CLE)

1985 (April 30 - May 1)

1. Perry, William, DT, Clemson
2. Phillips, Reggie, DB, SMU
3. Maness, James, WR, TCU
4. Butler, Kevin, K, Georgia
5. Choice to New York Jets
6. Choice to LA Rams
7. Bennett, Charles, DE, SW Louisiana
8. Buxton, Steve, T, Indiana State
9. Sanders, Thomas, RB, Texas A&M
10. Coryatt, Pat, DT, Baylor
11. Morrissey, Jim, LB, Michigan State
12. Choice to San Diego

1986 (April 29-30)

1. Anderson, Neal, RB, Florida
2. Jackson, Vestee, DB, Washington
3. Williams, David, WR, Illinois
4. Blair, Paul, T, Oklahoma State
5. Barnes, Lew, WR, Oregon
6. Powell, Jeff, RB, Tennessee
7. Jones, Bruce, DB, North Alabama
8. Douglass, Maurice, DB, Kentucky
9. Teltschik, John, P, Texas
10. Hundley, Barton, DB, Kansas State
11. Kozlowski, Glen, WR, BYU
12. Choice to San Diego

1987 (April 28-29)

1. Harbaugh, Jim, QB, Michigan
2. Morris, Ron, WR, SMU
3. Choice to Cleveland through LA Rams for Doug Flutie
- 4a. Smith, Sean, DE, Grambling (from Los Angeles Rams)
- 4b. Choice to LA Raiders
- 5a. Bryan, Steve, DE, Oklahoma (from Houston)
- 5b. Johnson, Will, LB/DE, NE Louisiana
- 6a. Adickes, John, C, Baylor (from Los Angeles Raiders)
- 6b. Choice to Los Angeles Rams
7. Harris, Archie, T, William & Mary
8. Migliazio, Paul, LB, Oklahoma
9. Heimuli, Lakei, FB, BYU
10. Chapura, Dick, DT, Missouri
11. Jessie, Tim, RB, Auburn
12. Jeffries, Eric, DB, Texas

1988 (April 24-25)

- 1a. Muster, Brad, FB, Stanford
- 1b. Davis, Wendell, WR, LSU (from WAS for Wilber Marshall)
2. Jones, Dante, LB, Oklahoma
3. Jarvis, Ralph, DE, Temple
4. Thornton, Jim, TE, Cal. St.-Fullerton
5. Johnson, Troy, LB, Oklahoma
6. Stinson, Lemuel, CB, Texas Tech
7. Rentie, Caesar, T, Oklahoma

- 8a. Tate, David, S, Colorado (from NE for Doug Flutie)
- 8b. Reed, Harvey, RB, Howard
9. Magee, Rogie, WR, LSU
10. Porter, Joel, T, Baylor
11. Forch, Steve, LB, Nebraska
12. Clark, Greg, LB, Arizona State

1989 (April 23-24)

- 1a. Woolford, Donnell, DB, Clemson (from LA Raiders for Willie Gault)
- 1b. Armstrong, Trace, DE, Florida (from WAS for Wilber Marshall)
- 1c. (To Miami for Dolphins' 2nd and 3rd-round picks)
- 2a. Roper, John, LB, Texas A&M (from MIA for CHI first-round pick)
- 2b. Zawatsow, Dave, T, California
- 3a. Fontenot, Jerry, C, Texas A&M (from MIA for CHI first-round pick)
- 3b. Choice to Philadelphia
- 4a. Paul, Markus, S, Syracuse (from LA Raiders for fourth- and sixth-rounders)
- 4b. Choice to WAS through LA Raiders
- 5a. Green, Mark, RB, Notre Dame (from PHI)
- 5b. Gilbert, Greg, LB, Alabama
6. Choice to LA Raid with CHI fourth for Raiders' fourth
- 7a. Brothers, Richard, S, Arkansas (from PHI)
- 7b. Snyder, Brent, QB, Utah State
- 8a. Woods, Tony, DT, Oklahoma (from PHI)
- 8b. Dyko, Chris, T, Washington State
- 9a. Harper, LaSalle, LB, Arkansas (from PHI)
- 9b. Sanders, Byron, RB, Northwestern
- 10a. Millikan, Todd, TE, Nebraska (from Philadelphia)
- 10b. Simpson, John, WR, Baylor
- 11a. Nelms, Joe, DT, California (from PHI)
- 11b. Streeter, George, S, Notre Dame
- 12a. Weygand, Freddy, WR, Auburn (from PHI)
- 12b. Phillips, Anthony, G, Oklahoma

1990 (April 22-23)

1. Carrier, Mark, S, USC
- 2a. Washington, Fred, DT, TCU
- 2b. Cox, Ron, LB, Fresno State (from SD in McMahon trade)
- 3a. Ryan, Tim, DT, USC
- 3b. Willis, Peter Tom, QB, Florida State (from Raiders in Willie Gault trade)
4. Moss, Tony, WR, LSU
5. Chaffey, Pat, FB, Oregon State
6. Mangum, John, DB, Alabama
- 7a. Choice to LA Raiders
- 7b. Anderson, Bill, C, Iowa (from Raiders for CHI seventh-round pick)
8. Rouse, James, RB, Arkansas
9. Bailey, Johnny, RB, Texas A&I



10. Price, Terry, DT, Texas A&M
- 11a. White, Brent, DE, Michigan
- 11b. Matusz, Roman, T, Pittsburgh
(from Raiders for CHI seventh-round pick)
12. Cooney, Anthony, DB, Arkansas

1991 (April 21-22)

1. Thomas, Stan, T, Texas
2. Zorich, Chris, DT, Notre Dame
3. Gadocki, Chris, P/K, Clemson
4. Johnson, Joe, CB, NC State
5. Morgan, Anthony, WR, Tennessee
6. Lewis, Darren, RB, Texas A&M
7. Justin, Paul, QB, Arizona State
8. Horton, Larry, DB, Texas A&M
9. Stonebreaker, Michael, LB, No. Dame
10. Backes, Tom, DE, Oklahoma
11. Long, Stacy, G, Clemson
12. Cook, John, DT, Washington

1992 (April 26-27)

1. Spellman, Alonzo, DT, Ohio State
2. Auzenne, Troy, T, California
3. Lincoln, Jeremy, CB, Tennessee
4. Furrer, Will, QB, Virginia Tech
5. Harrison, Todd, TE, NC State
6. Berry, Mark, DB, Texas
7. Brown III, John, WR, Houston
8. (Choice to NY) on 8/18/91 for Ron Mattes)
9. Jurkovic, Mirkko, G, Notre Dame
10. Fisher, Nikki, FB, Virginia
11. Age, Louis, T, SW Louisiana
12. Wilson, Chris, LB, Oklahoma

1993 (April 25-26)

1. Conway, Curtis, WR/KR, USC
2. Simpson, Carl, DT, Florida State
3. Gedney, Chris, TE, Syracuse
- 4a. Choice to Indianapolis for fourth- and sixth-round picks
- 4b. Perry, Todd, G, Kentucky (from CLE in Jay Hilgenberg trade)
- 4c. Baker, Myron, LB, La. Tech (from IND)
- 4d. Fontenot, Al, DE, Baylor
(from GB for CHI 5th & 6th from IND)
5. (Traded with 6th-round pick to GB for 4th-round)
6. Hoffmann, Dave, MLB, Washington
7. Johnson, Keshon, CB, Arizona
8. (To Seattle for restricted free agent Joe Cain)

1994 (April 24-25)

1. Thierry, John, DE, Alcorn State
2. Spears, Marcus, T, NW St. (LA)
3. Flanigan, Jim, DT, Notre Dame
4. Harris, Raymont, FB, Ohio State
5. (from Dallas on 8/17/93 with V. Smith and Minter for Roper, Blackwell, and Paul; traded to Pittsburgh 10/19/93 for Tim Worley)
6. Hill, Lloyd, WR, Texas Tech
7. Collier, Dennis, S, Colorado

1995 (April 22-23)

1. Salaam, Rashaan, RB, Colorado
- 2a. Riley, Pat, DL, Miami (FL)
- 2b. Sauerbrun, Todd, P, West Virginia
(from Miami on 4/4/95 for Trace Armstrong)
- 3a. Harris, Sean, LB, Arizona
- 3b. Pilgrim, Evan, G, BYU
(from Miami for Trace Armstrong)
4. Jackson, Jack, WR, Florida
5. (To Pittsburgh on 4/29/94 for Jeff Graham)
- 6a. Gales, Kenny, CB, Wisconsin
- 6b. Reeves, Carl, DE, North Carolina St.
(from Dallas 8/17/93)
7. Cox, Jamal, LB, Georgia Tech

1996 (April 20-21)

- 1a. Harris, Walt, CB, Miss. St. (from STL)
- 1b. (To STL with third- and sixth-round picks for first-round pick)
2. Engram, Bobby, WR, Penn St.
3. (Traded to STL with CHI first- and sixth-round picks)
4. Grasmanis, Paul, DT, Notre Dame
5. Villarrial, Chris, C/G, Indiana (PA)
- 6a. Clark, Jon, T Temple
- 6b. (To STL - CHI got pick from DAL in Jim Schwantz trade 8/28/94)
- 7a. Keyes, Marcus, DT, North Alabama
- 7b. Hicks, Michael, RB, So. Car. State
(Compensatory pick)

1997 (April 19-20)

1. (To SEA for QB Rick Mirer and 1997 4th round pick)
2. Allred, John, TE, USC
(From St. Louis for 1997 2nd and 6th round picks)
3. Sapp, Bob, G, Washington
- 4a. Autry, Darnell, RB, Northwestern
(From Seattle in Mirer trade)
- 4b. Robinson, Marcus, WR, So. Carolina
5. Hiles, Van, S, Kentucky
- 6a. (To STL in 1997 2nd round pick swap)
- 6b. Swayda, Shawn, DE, Arizona State
(Compensatory pick)
- 6c. Parker, Ricky, S, San Diego State
(Compensatory pick)
- 6d. Hogans, Richard, LB, Memphis
(Compensatory pick)
- 7a. Miano, Mike, DT, SW Mo. State
- 7b. Thomas, Marvin, DE, Memphis
(Compensatory pick)

1998 (April 18-19)

1. Enis, Curtis, RB, Penn State
2. Parrish, Tony, S, Washington
3. Kreutz, Olin, C-G, Washington
4. Mayes, Alonzo, TE, Oklahoma State
5. (Pick traded to Kansas City for WR Chris Penn)
- 6a. Draft, Chris, LB, Stanford
- 6b. Mannelly, Patrick, T, Duke
(Compensatory pick)

- 7a. (Pick traded to Jacksonville for OL Jimmy Herndon)
- 7b. Overhauser, Chad, G, UCLA
(Pick from SF for LB Anthony Peterson)
- 7c. Moreno, Moses, QB, Colorado State
(Compensatory pick)

1999 (April 17-18)

- 1a. (To WAS for first-, third-, fourth- and fifth-round picks and a third-round pick in 2000)
- 1b. McNowen Cade, QB, UCLA
(from Washington)
- 2a. (To WAS for second- and fifth-round picks)
- 2b. (To OAK with fourth-rounder for second-, third- and fourth-round picks)
- 2c. Davis, Russell, DL, North Carolina
(from Oakland)
- 3a. Tucker, Rex, OL, Texas A&M
- 3b. Bates, D'Wayne, WR, Northwestern
(from Washington)
- 3c. Booker, Marty, WR, NW Louisiana
(from Oakland)
- 4a. Holdman, Warrick, LB, Texas A&M
(from Washington)
- 4b. Colvin, Rosevelt, DE, Purdue
(from Oakland)
- 5a. (To San Diego in 6/98 for Sean Lee)
- 5b. Wisne, Jerry, OL, Notre Dame
(from Washington)
- 5c. Samuel, Khari, LB, UMass
(from Washington)
- 5d. Azumah, Jerry, CB, New Hampshire
(from Kansas City)
- 6a. (To Cleveland for sixth- and seventh-round picks)
- 6b. Cook, Rashard, S, USC
(from Cleveland)
- 7a. (To Cleveland for two seventh-round picks)
- 7b. (To Green Bay for Glyn Milburn)
- 7c. Sanford, Sulecio, WR, Mid. Tenn. St.
(from Cleveland)
- 7d. Finn, Jim, FB, Pennsylvania
(from Cleveland)

2000 (April 15-16)

1. Urlacher, Brian, LB, New Mexico
2. Brown, Mike, S, Nebraska
3. White, Dez, WR, Georgia Tech
- 3b. Lyman, Dustin, TE, Wake Forest
(from Washington)
- 4a. (to STL for fourth-, fifth- and seventh-round picks)
- 4b. Austin, Reggie, CB, Wake Forest
(from St. Louis)
- 5a. (to New Orleans for WR Eddie Kennison)
- 5b. (to San Francisco for sixth- and seventh-round picks)
- 6a. Murphy, Frank, RB, Kansas State
(from San Francisco)
- 6b. Edinger, Paul, K, Michigan State



- 7a. (to Cleveland with another seventh for three seventh-rounders)
- 7b. (to Tennessee for LB Lemanski Hall)
- 7c. Cotton, James, DE, Ohio State (from Cleveland)
- 7d. (to Miami for P Brent Bartholomew)
- 7e. Green, Michael, S, NW St. (LA) (from Cleveland)

2001 (April 21-22)

1. Terrell, David, WR, Michigan
2. Thomas, Anthony, RB, Michigan
3. Gandy, Mike, OG, Notre Dame
4. Riley, Karon, DE, Minnesota
5. Robertson, Bernard, OG, Tulane
6. (to SF for DB R.W. McQuarters)
7. Capel, John, WR, Florida

2002 (April 20-21)

1. Colombo, Marc, OT, Boston Coll.
2. (to Dallas)
- 3a. Williams, Roosevelt, CB, Tuskegee (from Dallas)
- 3b. Metcalf, Terrence, T-G, Mississippi
4. Brown, Alex, DE, Florida
- 5a. Gray, Bobby, SS, Louisiana Tech (from Dallas)
- 5b. Knight, Bryan, LB, Pittsburgh
- 6a. Peterson, Adrian, RB, Ga. Southern (from Miami)
- 6b. Elliott, Jamin, WR, Delaware
- 6c. Fletcher, Bryan, TE, UCLA (Compensatory)
7. (to Miami)

2003 (April 26-27)

- 1a. Haynes, Michael, DE, Penn State (from New England through Buffalo)
- 1b. Grossman, Rex, QB, Florida (from NY Jets)
2. Tillman, Charles, CB, La.-Lafayette
3. Briggs, Lance, LB, Arizona
- 4a. Johnson, Todd, FS, Florida
- 4b. Scott, Ian, DT, Florida (from NY Jets)
- 5a. Wade, Bobby, WR, Arizona
- 5b. Gage, Justin, WR, Missouri (from Jacksonville)
- 5c. LaFavor, Tron, DT, Florida (Compensatory)
- 6a. Odom, Joe, LB, Purdue (from Miami)
- 6b. Forsey, Brock, RB, Boise State (Compensatory)
7. Anderson, Bryan, G, Pittsburgh (Compensatory)

2004 (April 24-25)

1. Harris, Tommie, DT, Oklahoma
2. Johnson, Tank, DT, Washington
3. Berrian, Bernard, WR, Fresno State
- 4a. Vasher, Nathan, CB, Texas
- 4b. Joe, Leon, LB, Maryland (from SF)
- 5a. Harriott, Claude, DE, Pittsburgh (from San Francisco)
- 5b. Krenzel, Craig, QB, Ohio State
- 5c. (to Washington for FB Bryan Johnson)
7. Marshall, Alfonso, CB, Miami (FL)

2005 (April 23-24)

1. Benson, Cedric, RB, Texas
2. Bradley, Mark, WR, Oklahoma
3. (to Miami for DE Adewale Ogunleye)
4. Orton, Kyle, QB, Purdue
5. Currie, Aislee, WR, Clemson
6. Harris, Chris, S, Louisiana-Monroe
7. Wilson, Rodriques, LB, South Carolina

2006 (April 29-30)

1. (to Buffalo for second and third-round picks)
- 2a. Manning, Danieal, S, Ab. Christian (from Buffalo)
- 2b. Hester, Devin, CB, Miami (FL)
- 3a. Dvoracek, Dusty, DT, Oklahoma (from Buffalo)
- 3b. (to Carolina for CB Ricky Manning, Jr.)
4. Williams, Jamar, LB, Arizona State
5. Anderson, Mark, DE, Alabama
- 6a. Runnels, J.D., FB, Oklahoma
- 6b. Reed, Tyler, G, Penn State (from Seattle)
7. (to Miami for LB Brendon Ayanbadejo)

2007 (April 28-29)

1. Olsen, Greg, TE, Miami (FL)
- 2a. (to San Diego from Washington through NY Jets)
- 2b. Bazuin, Dan, DE, C. Michigan (from SD)
- 2c. (to Green Bay from NY Jets for RB Thomas Jones)
- 3a. Wolfe, Garrett, RB, Northern Illinois (from SD)
- 3b. Okwo, Michael, LB, Stanford
4. Peekman, Josh, G, Boston College
- 5a. Payne, Kevin, S, Louisiana-Monroe (from SD)
- 5b. Graham, Corey, DB, New Hampshire
6. (to Washington for S Adam Archuleta)
- 7a. McBride, Trumaine, CB, Mississippi (from SF through CLE)
- 7b. Brant, Aaron, T, Iowa State

2008 (April 26-27)

1. Williams, Chris, OT, Vanderbilt
2. Forté, Matt, RB, Tulane
- 3a. Bennett, Earl, WR, Vanderbilt (from San Francisco)
- 3b. (to San Francisco)
- 3c. Harrison, Marcus, DT, Arkansas (from San Diego)
- 4a. (to Miami)
- 4b. Steltz, Craig, S, LSU (from TB)
- 5a. Bowman, Zackary, CB, Nebraska (from Carolina)
- 5b. (to Dallas through Buffalo and Jacksonville)
- 5c. Davis, Kellen, TE, Michigan State (from SEA through JAX and TB)
6. (to Tampa Bay)
- 7a. Baldwin, Ervin, DE, Mich. State (from Miami)
- 7b. Adams, Chester, G, Georgia

- 7c. LaRocque, Joe, LB, Oregon State (Compensatory)
- 7d. Barton, Kirk, T, Ohio State (Compensatory)
- 7e. Monk, Marcus, WR, Arkansas (Compensatory)

2009 (April 26-27)

1. (to Denver for QB Jay Cutler)
2. (to Seattle)
- 3a. (to Denver for QB Jay Cutler)
- 3b. Gilbert, Jarron, DT, San Jose State (from Seattle)
- 3c. Iglesias, Joaquin, WR, Oklahoma (Compensatory)
- 4a. Melton, Henry, DE, Texas (from Seattle)
- 4b. Moore, D.J., CB, Vanderbilt
- 5a. Knox, Johnny, WR, Ab. Christian (from Denver via Seattle)
- 5b. Freeman, Marcus, LB, Ohio State
6. Afalava, Al, S, Oregon State
- 7a. (to TB for G Dan Breening)
- 7b. Louis, Lance, TE, San Diego State (Compensatory)
- 7c. Kinder, Derek, WR, Pittsburgh (Compensatory)

2010 (April 22-24)

1. (to Denver for QB Jay Cutler)
2. (to Tampa Bay for DE Gaines Adams)
3. Wright, Major, S, Florida
4. Wootton, Corey, DE, Northwestern
5. Moore, Joshua, CB, Kansas State
6. LeFevour, Dan, QB, Central Mich.
7. Webb, J/Marcus, T, West Texas A&M

2011 (April 28-30)

1. Carimi, Gabe, T, Wisconsin
- 2a. Paea, Stephen, DT, Oregon State
- 2b. (to Washington for 2nd & 4th rd. picks)
3. Conte, Chris, S, California (to Washington)
4. Enderle, Nathan, QB, Idaho
5. Thomas, J.T., LB, West Virginia
7. Unga, Harvey, RB, BYU (selected in 2010 Supplemental Draft)

2012 (April 26-28)

1. McClellin, Shea, DE, Boise State
2. Jeffery, Alshon, WR, South Carolina
- 3a. (to Miami for WR Brandon Marshall from Carolina)
- 3b. Hardin, Brandon, S, Oregon State
4. Rodriguez, Evan, TE, Temple (to St. Louis)
5. Frey, Isaiah, CB, Nevada
7. McCoy, Greg, CB, TCU

2013 (April 25-27)

1. Long, Kyle, G, Oregon
2. Bostic, Jonathan, LB, Florida
3. (to Miami for WR Brandon Marshall from Carolina)



CHICAGO BEARS YEAR-BY-YEAR DRAFT PICKS

4. Greene, Khaseem, LB, Rutgers
- 5a. (to Atlanta for 5b)
- 5b. Mills, Jordan, T, Louisiana Tech
6. Washington, Cornelius, DE, Georgia
7. (to NE for Brian Price from TB)
- 7b. (from Atlanta) Wilson, Marquess, WR, Wash. St.

2014 (May 8-10)

1. Fuller, Kyle, CB, Virginia Tech
2. Ferguson, Ego, DT, LSU
3. Sutton, Will, DT, Arizona State
- 4a. Carey, Ka'Deem, RB, Arizona
- 4b. Vereen, Brock, S, Minnesota (from Denver)
5. (to Denver)
- 6a. Fales, David, QB, San Jose State
- 6b. O'Donnell, Pat, P, Miami (FL) (from Tampa Bay for T Gabe Carimi)
- 7a. (to Dallas for TE Dante Rosario)
- 7b. Leno, Charles, T, Boise State (from Denver)

2015 (April 30 - May 2)

1. White, Kevin, WR, West Virginia
2. Goldman, Eddie, DT, Florida State
3. Grasu, Hroniss, C, Oregon
4. Langford, Jeremy, RB, Michigan St.
- 5a. Amos, Adrian, S, Penn State (from NY Jets for WR B. Marshall)
- 5b. (to Denver)
6. Fabulujé, Tayo, G, TCU
7. (to NY Jets for WR Brandon Marshall)

2016 (April 28-30)

- 1a. Floyd, Leonard, LB, Georgia (from Tampa Bay)
- 1b. (to Tampa Bay)
- 2a. (to Buffalo)
- 2b. (from Buffalo to Seattle)
- 2c. Whitehair, Cody, G, Kansas St. (from Seattle)
3. Bullard, Jonathan, DE, Florida
- 4a. (to Tampa Bay)
- 4b. Kwiatkowski, Nick, LB, West Virginia (from LA Rams)
- 4c. (from Buffalo to LA Rams)
- 4d. Bush, Deon, CB, Miami (FL) (from Seattle)
- 4e. Hall, Deiondre', CB, Northern Iowa (from NE for TE Martellus Bennett)
5. Howard, Jordan, RB, Indiana
- 6a. Houston-Carson, DeAndre, S, William & Mary
- 6b. (from NE for LB Jonathan Bostic; back to NE in TE Martellus Bennett trade)
- 6c. (from Carolina for DE Jared Allen to LA Rams)
7. Braverman, Daniel, WR, W. Michigan

2017 (April 27-29)

1. Trubisky, Mitchell, QB, North Carolina (from 49ers)
- 1a. (to 49ers)
2. Shaheen, Adam, TE, Ashland (from Arizona)
3. (to 49ers)
- 4a. (to 49ers)
- 4b. Jackson, Eddie, DB, Alabama (from Buffalo)
- 4c. Cohen, Tarik, RB, North Carolina A&T (from Arizona)
5. Morgan, Jordan, OL, Kutztown, Pa.
6. (to Rams)
7. (to Cardinals)

2018 (April 26-28)

1. Smith, Roquan, LB, Georgia
- 2a. Daniels, James, OL, Iowa
- 2b. Miller, Anthony, WR, Memphis
3. (to San Francisco)
- 4a. (to New England)
- 4b. Joel Iyiegbuniwe, LB, W. Kentucky
5. Bilal Nichols, DL, Delaware
6. Kylie Fitts, LB, Utah
7. Javon Wims, WR, Georgia

MOST SELECTED BY POSITION

The following reflects the amount of players selected by the Bears at each position in the first seven rounds of the NFL draft dating back to 1936 (at least two or more selections).

Round 1

Pos	Tot.	Last Selection
RB	16	2005, Cedric Benson
T	13	2011, Gabe Carimi
QB	9	2017, Mitchell Trubisky
DE	9	2012, Shea McClellin
B	8	1959, Don Clark

Round 2

Pos	Tot.	Last Selection
RB	11	2008, Matt Forté
CB	9	2006, Devin Hester
DT	8	2015, Eddie Goldman
WR	8	2018, Anthony Miller
T	7	1994, Marcus Spears

Round 3

Pos	Tot.	Last Selection
WR	12	2009, Juanquin Iglesias
G	9	2001, Mike Gandy
B	8	1961, Claude Gibson
T	7	2002, Terrence Metcalf
DT	7	2014, Will Sutton

Round 4

Pos	Tot.	Last Selection
DB	12	2017, Eddie Jackson
T	10	1986, Paul Blair
RB	9	2017, Tarik Cohen
G	9	2007, Josh Beekman
LB	9	2018, Joel Iyiegbuniwe

Round 5

Pos	Tot.	Last Selection
G	7	2001, Bernard Robertson
WR	7	2009, Johnny Knox
B	6	1961, Keith Lincoln
LB	6	2009, Marcus Freeman
T	6	2013, Jordan Mills

Round 6

Pos	Tot.	Last Selection
B	14	1961, George Fleming
LB	9	2018, Kylie Fitts
T	8	1996, Jon Clark
QB	8	2014, David Fales
RB	7	2006, J.D. Runnels

Round 7

Pos	Tot.	Last Selection
T	13	2014, Charles Leno
WR	12	2018, Javon Wims
B	8	1965, Mickey Sutton
CB	6	2012, Greg McCoy
DE	6	2008, Ervin Baldwin
E	6	1967, John Truitt
LB	6	2008, Joey LaRocque
QB	6	1998, Moses Moreno
G	6	2009, Lance Louis



This is a list of the jersey numbers and the players who wore them in the regular season (not pre-season or training camp).

1

Jim Conzelman (1920)
Paddy Driscoll (1920, 1926-29)
Jake Lanum (1920-24)
Oscar Johnson (1924)
Lee Artoe (1940-43)
Jeff Jaeger (1996-99)
Ryan Quigley (2012)
Mike Nugent (2017)

2

Joe LeFleur (1922-25)
Ralph King (1925)
Link Lyman (1926-34)
Dick Nesbitt (1930-33)
Bill Pollock (1935-36)
Gary Famiglietti (1938-45)
Doug Flutie (1986)
Will Furrer (1992)
Mike Horan (1998)
Paul Edinger (2000-04)
Jason Campbell (2012)
Jordan Palmer (2013)
Brian Hoyer (2016)
Cairo Santos (2017)

3

Ed Sternaman (1920-30)
Robert Koehler (1920-21)
Clifford Ashburn (1930)
Bronko Nagurski (1930-37; 43)
Albert Johnson (1938)
Lewis Hamity (1941)
Dante Magnani (1943, 46, 49)
Jim Fordham (1944-45)
Eddie Allen (1947)
Wally Dreyer (1949)
RETIRED FOR NAGURSKI

4

Pard Pearce (1920-22)
Johnny Bryan (1922-25)
Joe Sternaman (1922-25; 1927-30)
Keith Molesworth (1931-38)
Reino Nori (1938)
Harry Clarke (1940-43)
Dante Magnani (1943, 46, 49)
Frank Maznicki (1942)
Tip Mooney (1944-46)
Nick Sacritt (1947)
John Roveto (1982)

Steve Fuller (1984-87)
Jim Harbaugh (1988-93)
Steve Walsh (1994-95)
Moses Moreno (1998)
Brad Maynard (2001-10)
Jay Feely (2014)
Spencer Lanning (2015)
Connor Barth (2016-17)

5

Charley Dressen (1920)
Ken Huffine (1921)
Carl Hanke (1922)
George Bolan (1921-24)
Laurie Walquist (1922-31)
Bill Buckler (1926-31)
George Corbett (1932-38)
Anton Stolfa (1939)
Robert MacLeod (1939-40)
George McAfee (1940-50)
Billy Stone (1951-54)
RETIRED FOR McAFEE

6

Sid Gepford (1920)
Jim Kendricks (1924)
Hec Garvey (1922-25)
Bill Senn (1926-31)
Bernie Leahy (1932)
Gene Ronzani (1933-40)
John Siegal (1939-43)
Don Kindt (1947-56)
Hans Nielsen (1981)
Kevin Butler (1985-95)
Jay Cutler (2009-16)
Mark Sanchez (2017)

7

George Halas (1920-29)
Joseph Lintzenich (1930-31)
John Sisk (1932-36)
Ernest Rentner (1936-37)
John Oelerich (1938)
Edgar Manske (1938-40)
Bill Geyer (1942)
Ed Sprinkle (1944-55)
John Huarte (1972)
Bob Avellini (1975-84)
RETIRED FOR HALAS

8

Leo Johnson (1920)
Pete Stinchcomb (1921-22)
Johnny Bryan (1922-25)
Roy White (1925, 1927-29)
Carl Brumbaugh (1930-37)

Al Moore (1932)
George Grosvenor (1935-36)
Charles Heileman (1939)
Hugh Gallarneau (1941-42, 45-47)
Dante Magnani (1943, 46, 49)
Bill Glenn (1944-45)
James Canady (1948-49)
Vince Evans (1977-83)
Maury Buford (1985-86, 89-91)
Mike Hohensee (1987)
Pat O'Neill (1995)
Carlos Huerta (1996)
Cade McNown (1999-2000)
Rex Grossman (2003-08)
Adam Podlesh (2011-13)
Jimmy Clausen (2014-15)
Mike Glennon (2017)

9

Johnny Bryan (1922-25)
Roy White (1925, 1927-29)
Clifford Lemon (1926)
Walter Holmer (1929-30)
Paul Franklin (1930-34)
John Bettridge (1937)
Ray Buivid (1937-38)
Bill Osmanski (1939-45)
Dick Flanagan (1948-49)
Bob Williams (1951-53)
William Wade (1961-66)
Virgil Carter (1977)
John Roveto (1981)
Jim McMahon (1982-88)
Shane Matthews (1993-96, 99-01)
Chad Hutchinson (2004)
Robbie Gould (2005-15)
David Fales (2016)

10

Burt Ingwersen (1920-21)
Gus Fetz (1923)
Oscar Johnson (1924)
Milton Romney (1925-29)
Leland Elmes (1929)
Leo Jensdahl (1931)
Jack Manders (1933-40)
Arthur Buss (1934-35)
John Petty (1942)
Noah Mullins (1946-49)
Al Campana (1950-53)
Tom O'Connell (1953)
Rudy Bukich (1963-68)
Bobby Douglass (1970-76)
John Duvic (1987)
Peter Tom Willis (1990-93)
Anthony Brooks (1993-94)



Mark Butterfield (1996)
 Jaret Holmes (1999)
 Louie Aguiar (2000)
 Henry Burris (2002)
 Kordell Stewart (2003)
 Doug Brien (2005)
 Richmond McGee (2009)
 Todd Collins (2010)
 Nathan Endelre (2011)
 Olindo Mare (2012)
 Marquess Wilson (2013-16)
 Mitchell Trubisky (2017)

11

Andy Feichtinger (1920-21)
 Oscar Knop (1923-28)
 Leland Elnes (1929)
 Lennon Blackman (1930)
 Link Lyman (1926-28, 30-31, 33-34)
 Harold Ely (1932)
 John Doebling (1932-37)
 Arthur Buss (1934-35)
 Joe Maniaci (1938-41)
 Frank Morris (1942)
 Bill Geyer (1942-43, 46)
 Russ Reader (1947)
 Fred Evans (1948)
 Julie Rykovich (1949-51)
 Jim Haluska (1956)
 Jack Concannon (1967-71)
 Virgil Carter (1976)
 Greg Landry (1984)
 Kevin Brown (1987)
 Brian Gowins (1999)
 Mark Hartsell (2000)
 Jeff Blake (2005)
 Roy Williams (2011)
 Josh Bellamy (2014-16)
 Kevin White (2017)

12

Jerry Jones (1920-21)
 Lou Usher (1921, 23)
 Abe Yourist (1923)
 Link Lyman (1926-28, 30-31, 33-34)
 John Ryan (1929)
 Frank Sullivan (1935-39)
 Anton Stofa (1939)
 Harold Lahar (1941-43)
 Jim Benton (1943)
 Abe Croft (1944-45)
 Walter Lamb (1946)
 Steve Romanik (1950-53)
 Zeke Bratkowski (1954-59)
 Dick Norman (1961-62)
 Larry Rakestraw (1964-67)

Rusty Lisch (1984)
 Steve Bradley (1987)
 Erik Kramer (1994-98)
 Brent Bartholomew (2000)
 Chris Chandler (2002-03)
 Jonathan Quinn (2004)
 Justin Gage (2005-06)
 Caleb Hanie (2009-11)
 Josh McCown (2012-13)
 David Fales (2014-15)
 Matt Barkley (2016)
 Markus Wheaton (2017)

13

Guy Chamberlin (1920-21)
 George Trafton (1920-32)
 Joe Stydahar (1936-46)
 Monte Merkel (1942-43)
 Jake Sweeney (1944)
 Frank Ramsey (1945)
 Bob Snyder (1945)
 Thurman Garrett (1947-48)
 Jack Dugger (1949)
 Rick Mirer (1997)
 Johnny Knox (2009-12)
 Rashad Ross (2014)
 Kevin White (2016)
 Kendall Wright (2017)

14

Kile MacWherter (1920)
 JR Taylor (1921-22)
 Fred Larson (1922)
 Link Lyman (1926-34)
 Harold Cunningham (1929)
 Frank Don Pauley (1930)
 Lloyd Burdick (1931-32)
 Fred Crawford (1934-35)
 Dick Plasman (1937-41, 44)
 Chuck Drulis (1942)
 George Zorich (1944-46)
 Ed Cifers (1947-48)
 Wayne Hansen (1950-59)
 Willie Thrower (1953)
 Ken Gorgal (1955-56)
 Rudy Bukich (1958-59, 62)
 Bobby Douglass (1969)
 Buddy Lee (1971)
 Jim Harbaugh (1987)
 Ben Bennett (1988)
 Brian Griese (2006-07)
 Brett Basanez (2009)
 Eric Weems (2012-13)
 Santonio Holmes (2014)
 Deonte Thompson (2015-17)

15

Jim Conzelman (1920)
 Walter Veach (1920)
 Harry Englund (1920-23)
 Pat Flaherty (1923)
 Verne Mullen (1923-25)
 Bill Fleckenstein (1925-30)
 William Buckler (1926-31)
 Henry Hammond (1937)
 Al Matuza (1941-45)
 Forest Masterson (1945)
 Mike Holovak (1947-48)
 Curley Morrison (1950-53)
 Ed Brown (1954-61)
 Virgil Carter (1968-69)
 Mirro Roder (1973-74)
 Mike Phipps (1977-81)
 Dave Finzer (1984)
 Bryan Wagner (1987-88)
 Jim Miller (1999-2002)
 Josh McCown (2011)
 Brandon Marshall (2012-14)
 Joshua Bellamy (2017)

16

Randolph Young (1920)
 Russell Smith (1921-23)
 Ed Healey (1922-27)
 William Buckler (1926-31)
 John Polisky (1929)
 Henry Anderson (1931)
 Charles Braidwood (1932)
 Harry Richman (1929)
 Bronko Nagurski (1930-39)
 George Musso (1933-44)
 Milt Vucinich (1945)
 Rudy Mucha (1945-46)
 Hank Norberg (1948)
 George Blanda (1949-58)
 Ed Cody (1949-51)
 Kent Nix (1970-71)
 Bob Thomas (1975-84)
 Tim Lashar (1987)
 Todd Sauerbrun (1995-99)
 Craig Krenzel (2004)
 Mark Bradley (2005-08)
 Patrick O'Donnell (2014-17)

17

Ross Petty (1920)
 Ralph Scott (1921-25)
 Fred Larson (1922)
 Elmer Wynne (1928)
 George Lyon (1929)
 Everett Nelson (1929)



Milton Frump (1930)
 Jim Pederson (1932)
 Joe Zeller (1938)
 Bob Snyder (1939-43)
 Pete Gudauskas (1943-44)
 Richie Petitbon (1959-68)
 Cliff Hardy (1971)
 Ike Hill (1973-74)
 Tom Barnhardt (1987)
 Sean Payton (1987)
 Quintin Smith (1990)
 Chris Gardocki (1992-94)
 Dave Krieg (1996)
 Danny Wuerffel (2001)
 Cory Sauter (2002)
 Airese Currie (2006)
 Juakin Iglesias (2009)
 Alshon Jeffery (2012-16)
 Dontrelle Inman (2017)

18

JL Shank (1920)
 Richard Barker (1921)
 Heartley "Hunk" Anderson (1922-27)
 Ed Anderson (1923)
 Richard Murry (1924)
 Don Murry (1924-31)
 Edward Michaels (1935)
 Jim Mooney (1935)
 Joe Stydahar (1936-46)
 Edgar Manske (1937)
 Alec Shellog (1939)
 Adolph Kissell (1942)
 Joe Osmanski (1946-49)
 Fred Negus (1950)
 Ron Knox (1957)
 Jerry Moore (1971-72)
 Mike Tomczak (1985-90)
 Steve Stenstrom (1995-98)
 Chris Boniol (1999)
 Kyle Orton (2005-08)
 Dane Sanzenbacher (2011-12)
 Micheal Spurlock (2014)
 Tre McBride (2017)

19

Chester May (1920)
 Walter "Red" May (1920)
 George Bolan (1921-24)
 Frank Hanny (1922-26)
 Earl Evans (1926-29)
 Lennon Blackmon (1930)
 Eugene Smith (1930)
 Latham Flanagan (1931)
 Charles Tackwell (1931-33)
 Dick Stahlman (1933)

Ed Kawal (1931-36)
 Lou Gordon (1938)
 John Siegal (1939-43)
 Phil Martinovich (1940)
 Bill Hempel (1942)
 Nick Kerasotis (1942-44)
 Dominic Sigillo (1943-44)
 Peter Perez (1945)
 Don Perkins (1945-46)
 Harper Davis (1950)
 Gary Huff (1973-76)
 Ray Stachowicz (1983)
 Carl Ford (2005)
 Devin Aromashodu (2009-10)
 Joe Anderson (2012-13)
 Josh Morgan (2014)
 Eddie Royal (2015-16)
 Tanner Gentry (2017)

20

Paddy Driscoll (1920, 1926-29)
 Jack Minton (1921-22)
 Ted Drews (1928)
 Jules "Zuck" Carlson (1929-36)
 Fred Dreher (1938)
 Bob Nowaskey (1940-42)
 James Logan (1942-43)
 Fred Mundee (1943-45)
 Jim Keane (1946-51)
 Ray Gene Smith (1954-47)
 Pete Johnson (1959)
 Justin Rowland (1960)
 Bobby Jackson (1961)
 Joe Taylor (1967-74)
 Mike Adamle (1975-76)
 Reuben Henderson (1981-82)
 Kevin Potter (1983-84)
 Thomas Sanders (1985-89)
 Mark Carrier (1990-96)
 Corey Dowden (1997)
 James Allen (1998-2001)
 Roosevelt Williams (2002)
 Thomas Jones (2004-06)
 Adam Archuleta (2007)
 Craig Steltz (2008-13)
 Shaun Draughn (2014)
 Terrance Mitchell (2014-15)
 De'Vante Busby (2016)
 Prince Amukamara (2017)

21

Hugh Blacklock (1920-25)
 Verne Mullen (1923-25)
 Dick Sturtridge (1928-29)
 Daniel McMullen (1930-31)
 Paul Engebretsen (1932)

Wayland Becker (1934)
 Dan Fortmann (1936-43)
 Chuck Drulis (1945-50)
 Bunny Figner (1953)
 Ron Drzewiecki (1955-56)
 Perry Jeter (1956-57)
 John Arnett (1964-66)
 Cecil Turner (1968-73)
 Dave Gagnon (1974)
 Nemiah Wilson (1975)
 Leslie Frazier (1981-85)
 Reggie Phillips (1987)
 Donnell Woolford (1989-96)
 Darnell Autry (1997)
 Terry Cousin (1998-99)
 RW McQuarters (2000-04)
 Rashied Davis (2005)
 Dante Wesley (2006)
 Corey Graham (2007-11)
 Major Wright (2012-13)
 Ryan Mundy (2014)
 Tracy Porter (2015-16)
 Quintin Demps (2017)

22

Roy Adkins (1920-21)
 Jim McMillen (1924-29)
 Paul Schuette (1930-32)
 William Karr (1933-38)
 Saul Sherman (1939-40)
 Norm Standlee (1941)
 Lloyd Reese (1946)
 Ed Ecker (1947)
 Bobby Layne (1948)
 George Blanda (1949-58)
 SJ Whitman (1953-54)
 Jesse Castete (1956)
 Billy Martin (1962-64)
 Bill Martin (1964-65)
 Charlie Brown (1966-67)
 Ross Montgomery (1969-70)
 Cyril Pinder (1971)
 Clifton Taylor (1974)
 Johnny Musso (1975-77)
 Dave Williams (1979-81)
 Dave Duerson (1983-88)
 Johnny Bailey (1990-91)
 Robert Green (1993-96)
 Ronnie Harmon (1997)
 Shawn Wooden (2000)
 Than Merrill (2001)
 Brock Williams (2003)
 Alfonso Marshall (2004)
 Tyler Everett (2006)
 Matt Forté (2008-15)
 Cre'Von LeBlanc (2016-17)

**23**

Guy Chamberlain (1920-21)
 Roy White (1925, 27-29)
 Ernie Vick (1927-28)
 Ralph Maillard (1929)
 Lyle Drury (1930-31)
 Gilbert Bergerson (1932-33)
 Victor Zizak (1934)
 Ted Rosequist (1934-36)
 Verne Oech (1936)
 Ernest Renter (1936-37)
 Aldo Forte (1939-42)
 Connie Berry (1942-46)
 Washington Serini (1948-51)
 Jerry Shipkey (1953)
 Dave Whitsell (1961-66)
 Al Dodd (1967)
 Clarence Childs (1968)
 Lee Calland (1969)
 Dick Daniels (1969-70)
 Joe Barnes (1974)
 Len Walterscheid (1977-82)
 Shaun Gayle (1984-94)
 Marty Carter (1995-98)
 Jerry Azumah (1999-2005)
 Devin Hester (2006-13)
 Kyle Fuller (2014-17)

24

Lennie High (1920)
 Heartley Anderson (1922-27)
 Chuck Kassel (1927)
 Reginald Russell (1928)
 Luke Johnso (1929-37)
 Frank Bausch (1937-40)
 Billy Hughes (1940-41)
 Fred Davis (1946-51)
 Erich Barnes (1958-60)
 Roosevelt Taylor (1961-68)
 Don Shy (1970-72)
 Willie Roberts (1973)
 Virgil Livers (1975-79)
 Jeff Fisher (1981-84)
 Vestee Jackson (1986-89)
 Eric Jeffries (1987)
 Richard Fain (1992)
 Kevin Miniefield (1993-96)
 Terry Cousin (1997)
 Glyn Milburn (1998-2001)
 Reggie Austin (2001-02)
 Cameron Worrell (2003-04)
 Ricky Manning, Jr. (2006-07)
 Marcus Hamilton (2008)
 Al Afalava (2009)
 Marion Barber (2011)

Kelvin Hayden (2012, 14)
 Montel Owens (2014)
 Teddy Williams (2014)
 Alan Ball (2015)
 Jordan Howard (2016-17)

25

Garland Grange (1929-31)
 Charles Malone (1933)
 Walter Kiesling (1934)
 Forrest McPherson (1935)
 Ray Nolting (1936-43)
 Jackie Hunt (1945)
 Mike Jarmoluk (1946-47)
 Ed Macon (1952-54)
 JC Caroline (1956-65)
 Linzy Cole (1970)
 Ron Shanklin (1975-76)
 Art Best (1977-78)
 Lonnie Perrin (1979)
 Todd Bell (1981-86)
 Brad Muster (1988-92)
 Keshon Johnson (1993-94)
 Anthony Johnson (1995)
 Pat Eilers (1995)
 Chris Martin (1996)
 Tom Carter (1997-99)
 Thomas Smith (2000)
 Autry Denson (2001)
 Bobby Gray (2002-04)
 Derek Strait (2006)
 Garrett Wolfe (2007-10)
 Armando Allen (2011-13)
 Ka'Deem Carey (2014-16)

26

Jim Kendrick (1924)
 Harold Erickson (1925)
 John Mohardt (1925)
 Henry Vick (1925-27)
 Bert Pearson (1929-34)
 Milford Miller (1932)
 Kay Bell (1937)
 Charles Apolskis (1938-39)
 Al Baisi (1940-42)
 Al Hoptowit (1941-45)
 Joe Abbey (1948-49)
 Richard Barwegen (1950-52)
 Charles Sumner (1955, 1958-60)
 Bennie McRae (1962-70)
 Carl Garrett (1973-74)
 Matt Suhey (1980-89)
 John Mangum (1990-98)
 Jermaine Jones (1999)
 Todd McMillon (2000-04)
 Daven Holly (2005)

Trumaine McBride (2007-09)
 DeAngelo Smith (2009)
 Tim Jennings (2010-14)
 Antrel Rolle (2015)
 Deon Bush (2016-17)

27

James Crawford (1925)
 Walter Voss (1927-28)
 Harvey Long (1929)
 John Polisky (1929)
 Ed Kawal (1931-36)
 Alvin Culver (1932)
 John Doehring (1932-37)
 Milt Trost (1935-39)
 Joe Mihal (1940-41)
 Edgar Jones (1945)
 Owen Goodnight (1946)
 John Sisk, Jr. (1964)
 Randy Montgomery (1974)
 Bob Grim (1975)
 Mike Richardson (1983-88)
 Brian Taylor (1989)
 Lewis Tillman (1994-95)
 Walt Harris (1996-2001)
 Rabih Abdullah (2002-03)
 Jason Shivers (2004)
 Chris Thompson (2005)
 Marcus Maxey (2006)
 Nick Turnbull (2006)
 Kevin Jones (2008-09)
 Major Wright (2010-11)
 Sherrick McManis (2012-17)

28

Ed Garvey (1925)
 Aldous Haddon (1928)
 Larry Steinbach (1930-31)
 Fritz Febel (1935)
 Robert Allman (1936)
 Gust Zarnas (1938)
 Chet Chesney (1939-40)
 Bob Steuber (1942-43)
 Lloyd Lowe (1953-54)
 Willie Galimore (1957-63)

RETIRED FOR GALIMORE**29**

Bill McElwain (1925)
 John Wallace (1928)
 Joe Kopcha (1929-33)
 Gus Mastrogany (1931)
 Russ Thompson (1936-39)
 Ed Kolman (1940-44)
 Douglas McEnulty (1943-44)
 Glenn Burgeis (1945)

Jack Hoffman (1949-56)
 McNeil Moore (1954-56)
 Glen Shaw (1960)
 Ronnie Bull (1962-70)
 Bob Jeter (1971-72)
 Mike Morgan (1978)
 Vaughn Lusby (1980)
 Dennis Gentry (1982-92)
 Raymont Harris (1994-97)
 Frankie Smith (1998-2001)
 Adrian Peterson (2002-09)
 Chester Taylor (2010)
 Michael Bush (2012-13)
 Danny McCray (2014)
 Harold Jones-Quartey (2015-16)
 Tarik Cohen (2017)

30

Gerald Seiberling (1932)
 Bob Dunlap (1935)
 George Wilson (1937-46)
 Allen Smith (1947-48)
 Herb Falkenberg (1952)
 Bobby Jack Floyd (1953)
 Chick Jagade (1954-55)
 Jimmy Gunn (1970-75)
 John Skibinski (1978-81)
 Jack Cameron (1984)
 George Duarte (1987)
 George Streeter (1989)
 James Rouse (1990-91)
 Tony Carter (1994-97)
 Ricky Bell (1998)
 Mike Brown (2000-08)
 D.J. Moore (2009-12)
 Demontre Hurst (2014-16)
 Benny Cunningham (2017)

31

Dick Schweidler (1938-41)
 Len Akin (1942)
 Paul Padmajersky (1944)
 Stuart Clarkson (1946-50)
 Emerson Cole (1952)
 Joe Fortunato (1955-66)
 Ross Brupbacher (1970-73)
 Bill Knox (1974-76)
 Anthony Hutchison (1983-84)
 Thomas Sanders (1985-89)
 Ken Taylor (1984)
 Eric Jeffries (1987)
 Bruce McCray (1987)
 Greg Lasker (1988)
 Mark Green (1989-92)
 Rashaan Salaam (1995-97)
 Daimon Shelton (2001-02)

Nathan Vasher (2004-09)
 Joshua Moore (2010)
 Brandon Meriweather (2011)
 Isaiah Frey (2013-14)
 Chris Prosinski (2015-16)
 Marcus Cooper Sr. (2017)

32

Al Grygo (1944-45)
 Allen Smith (1947-48)
 Johnny Lujack (1948-51)
 Leon Campbell (1952-54)
 Lionel Taylor (1959)
 Ralph Kurek (1965-70)
 Charlie Ford (1971-73)
 Chris Brewer (1987)
 Garland Rivers (1987)
 Lemuel Stinson (1988-92)
 Dwayne Joseph (1995-96)
 Ricky Bell (1997)
 Edgar Bennett (1998-99)
 Marlon Barnes (2000)
 Leon Johnson (2001-02)
 Todd Johnson (2004)
 Cedric Benson (2005-07)
 Kahlil Bell (2009-12)
 Michael Ford (2013)
 Senorise Perry (2014)
 Deiondre' Hall (2016-17)

33

Denny Meyers (1931)
 Herb Joesting (1931-32)
 Bernie Masterson (1934-40)
 Ray Nolting (1936-43)
 George McAfee (1940-41; 1945-50)
 Frank Martin (1941)
 Johnny Long (1944-45)
 Bill Johnson (1946-47)
 Jack Karwales (1946-47)
 Allen Lawler (1948)
 Bob Perina (1949-50)
 Wizzer White (1951-52)
 Jerry Shipkey (1953)
 Larry Morris (1959-65)
 Mike Hull (1968-70)
 Jim Grabowski (1971)
 Gary Kosins (1972-74)
 Ted Vactor (1975)
 Jack Deloplain (1979)
 Calvin Thomas (1982-87)
 Lars Tate (1990)
 Darren Lewis (1991-92)
 Merrill Hoge (1994)
 Tyrone Hughes (1997)
 Bam Morris (1998)

Larry Whigham (2001-02)
 Charles Tillman (2003-14)
 Jeremy Langford (2015-16)
 Taquan Mizzell (2017)

34

Jack Torrance (1939-40)
 John Federovich (1941-42)
 John Dottley (1951-53)
 Joe Marconi (1962-66)
 Tim Casey (1969)
 Bill Tucker (1971)
 Norm Hodgins (1974)
 Walter Payton (1975-87)

RETIRED FOR PAYTON

35

Dick Bassi (1938-39)
 Lee Artoe (1940-43)
 Bill Steinkemper (1942-43)
 Fred Hartman (1947)
 Paul Stenn (1948-51)
 Rick Casares (1955-64)
 Jim Harrison (1971-74)
 Roland Harper (1975-82)
 Mike Hintz (1987)
 Neal Anderson (1986-93)
 James Burton (1994-97)
 Anthony Thomas (2001-04)
 Todd Johnson (2005-06)
 Ade Jimoh (2007)
 Zackary Bowman (2008-11)
 Jacquizz Rodgers (2015)
 Johnathan Banks (2016)

36

Stuart Clarkson (1942)
 Bill Steinkemper (1942-43)
 Fred Mundee (1943)
 John Morton (1945)
 Tom Farris (1946-47)
 Bill DeCorrevont (1948-49)
 Merrill Douglas (1958-60)
 James Smith (1961)
 Ron Copeland (1969)
 Roger Lawson (1972-73)
 Perry Williams (1974)
 Tom Donchez (1975)
 Larry Schreiber (1976)
 Wentford Gaines (1978-80)
 Maurice Douglas (1986-94)
 Frank Harris (1987)
 Markus Paul (1989-93)
 Anthony Marshall (1994-97)
 Ray Austin (1998-99)
 Stanley Pritchett (2001-03)



Jerrell Pippens (2004)
 Brandon McGowan (2005-08)
 Josh Bullocks (2009-10)
 Sean Catthouse (2013)
 Ahmad Dixon (2014)
 Sherrod Martin (2015)
 DeAndre Houston-Carson (2016-17)

37

Edward Aspatore (1934)
 Young Bussey (1940-41)
 James Logan (1942-43)
 Bernie Digris (1943)
 Bob Steuber (1943)
 Bob Masters (1943-44)
 Edgar Jones (1945)
 Charles Mitchell (1945)
 Broughton Williams (1947)
 John O'Quinn (1950-51)
 George Youngblood (1969)
 Rich Coady (1970-74)
 Cid Edwards (1975)
 Conrad Graham (1973)
 Willie McClendon (1979-82)
 Darryl Clark (1987)
 Maurice Douglass (1986-94)
 Pat Eilers (1995)
 Keshon Johnson (1995)
 Tony Parrish (1998-2001)
 Damon Moore (2002)
 Jason McKie (2003-09)
 Anthony Walters (2011-13)
 Bryce Callahan (2015-17)

38

Roger Ashmore (1927)
 Sam Francis (1937-38)
 Charles Apolskis (1938-39)
 Bill Milner (1947-49)
 Ed Bradley (1950; 52)
 William Brown (1961)
 Ray Ogden (1969-71)
 Dave Juenger (1973)
 Lakei Heimuli (1987)
 John Hardy (1991)
 Tim Worley (1993-94)
 Mike Faulkerson (1995-96)
 Mike Dulaney (1997)
 Robert Chancey (1998)
 Eric Joyce (2002)
 Danieal Manning (2006-10)
 Zackary Bowman (2012-13)
 Adrian Amos (2015-17)

39

George Gulyanics (1947-52)

Pete Perini (1953-54)
 JD Smith (1956)
 Ralph Anderson (1958)
 John Adams (1959-62)
 Phil Clark (1970)
 Reggie Sanderson (1973)
 Robin Earl (1977-82)
 Al Wolden (1987)
 Jeremy Lincoln (1992-95)
 Curtis Enis (1998)
 Reggie Austin (2001-02)
 Travis Coleman (2002)
 Lousaka Polite (2007)
 Derrick Martin (2013)
 Al Louis-Jean (2014)
 Jacoby Glenn (2015-16)
 Eddie Jackson (2017)

40

Al Campana (1950-53)
 Frank Dempsey (1950-53)
 Stan Wallace (1954-58)
 Don Mullins (1961-62)
 Gale Sayers (1965-71)
 Steve Trimble (1987)

RETIRED FOR SAYERS

41

John Schiechl (1945-46)
 Jack Matheson (1947)
 Alf Bauman (1948-50)
 Babe Dimancheff (1952)
 Harland Carl (1956)
 Brian Piccolo (1966-69)

RETIRED FOR PICCOLO

42

Sid Luckman (1939-50)

RETIRED FOR LUCKMAN

43

Jim Dooley (1952-54, 56-57, 59-62)
 Larry Glueck (1963-65)
 Bob Jones (1967)
 George Farmer (1970-75)
 Earl Douthitt (1975)
 Craig Clemons (1972-77)
 Mike Ulmer (1980)
 Emery Moorehead (1981)
 Walt Williams (1982-83)
 Lorenzo Lynch (1987-90)
 Trevor Cobb (1994)
 Dennis Lundy (1995)
 Mike Green (2000-05)
 Josh Gattis (2007)
 Jason Davis (2008)

Troy Nolan (2012)
 Tony Fiammetta (2013-14)
 Thomas Gafford (2015)
 Joique Bell (2016)
 Chris Prosinski (2017)

44

Paul Goebel (1925)
 Earl Evans (1926-29)
 Ray Richards (1933-36)
 Bob Margarita (1944-46)
 Frank Minini (1947-49)
 Frank Szymanski (1949)
 WD Garrett (1950)
 Gary Lyle (1968-74)
 Terry Schmidt (1976-84)
 Mike Stoops (1987)
 Todd Krumm (1988)
 Bob Christian (1992-94)
 Michael Hicks (1996-97)
 Curtis Enis (1999-2000)
 Brock Forsey (2003)
 Cameron Worrell (2006)
 Kevin Payne (2007-09)
 Tyler Clutts (2011)
 Jeremy Cain (2013-14)
 Antone Smith (2015)
 Nick Kwiatkowski (2016-17)

45

Walt Stickel (1946-49)
 Gerald Weatherly (1950; 1952-54)
 Billy Stone (1951-54)
 Bobby Watkins (1955-57)
 Rocky Ryan (1958)
 Don Bishop (1959)
 Dick Gordon (1965-71)
 Gary Fencik (1976-87)
 Craig Heyward (1993)
 Tony Stargell (1997)
 Scott Dragos (2000-01)
 Cameron Worrell (2008)
 Chris Massey (2011)
 Harvey Unga (2012)
 Brock Vereen (2014-15)
 Bralon Addison (2016)
 Roy Robertson-Harris (2016)

46

Al Babartsky (1943-45)
 Chuck Hunsinger (1950-52)
 William Anderson (1953-54)
 Don Bingham (1956)
 Jessee Whittenton (1958)
 Angelo Coia (1960-63)
 Curtiss Gentry (1966-68)



Craig Baynham (1970)
 Matt Maslowski (1972)
 Pete Van Valkenburg (1974)
 Doug Plank (1975-82)
 Anthony Mosley (1987)
 Mickey Pruitt (1988-90)
 John Ivlow (1993)
 Marlon Forbes (1996-98)
 Chris Harris (2005-06; 2010-11)
 Jeremy Jones (2012)
 Michael Burton (2017)

47

Ted Rosequist (1934-36)
 Bill Conkright (1937-38)
 Rex Proctor (1953)
 Johnny Morris (1958-67)
 John Davis (1970)
 Ken Grandberry (1974)
 Mike Spivey (1977-79)
 Jonathan Hoke (1980)
 Egypt Allen (1987)
 Anthony Blaylock (1993)
 Randy Hilliard (1998)
 Chris Hudson (1999)
 Ray McElroy (2000)
 Bryan Johnson (2004-05)
 Woodny Turenne (2009)
 Chris Conte (2011-14)
 Paul Lasike (2016)
 Isaiah Irving (2017)

48

Beattie Feathers (1934-37)
 Bob Swisher (1938-41, 45)
 Charles O'Rourke (1942)
 Joe Vodicka (1943-45)
 Howie Livingston (1953)
 Harry Hugasian (1955)
 Vic Zucco (1957-59)
 Tommy Neck (1962)
 Andy Livingston (1964-65)
 Ron Smith (1965-70)
 Allen Ellis (1973-77, 79-80)
 Reggie Phillips (1985-87)
 Clifton Abraham (1996)
 Van Hiles (1997)
 Gabe Reid (2003)
 J.D. Runnels (2006)
 Evan Rodriguez (2012)
 Patrick Scales (2015-16)

49

James Lesane (1952-53)
 Henry Mosley (1955)
 Jack Johnson (1957-59)

Charles Bivins (1960-66)
 Major Hazelton (1968-69)
 David Tate (1968-71)
 Joe Moore (1971-72)
 Dave Becker (1980)
 Donald Jordan (1984)
 Tremayne Allen (1997)
 Ty Hallock (1998-99)
 Marq Cerqua (2002)
 Mark Edwards (2005)
 Winston Venable (2011)
 Anthony Walters (2014)
 Sam Acho (2015-16)
 Andrew DePaola (2017)

50

Gerald Weatherly (1950; 1952-54)
 John Damore (1957-58)
 Mike Pyle (1961-69)
 Bob Hyland (1970)
 Gene Hamlin (1971)
 Waymond Bryant (1974-78)
 Chris Devlin (1978)
 Mark Merrill (1979)
 Mike Singletary (1981-92)
 James Anderson (2013)
 Shea McClellin (2014)
 Jerrell Freeman (2016-17)

51

Ken Kavanaugh (1940-41; 45-50)
 Clinton Wager (1942-43)
 Rudy Smeja (1944-45)
 Wayne Hansen (1950-58)
 Dick Butkus (1965-73)
 Mel Rogers (1977)
 Doug Becker (1978)
 Bruce Herron (1978-82)
 Kelvin Atkins (1983)
 Jim Morrissey (1985-93)
 Mark Rodenhauser (1987)

RETIRED FOR BUTKUS

52

Rich Coady (1970-74)
 John Babinecz (1975)
 Dan Neal (1975-84)
 Cliff Thrift (1985)
 Larry Rubens (1986)
 Len Seward (1987)
 Mark Rodenhauser (1987-88)
 Mickey Pruitt (1988-91)
 Darwin Ireland (1995)
 Robert Bass (1995)
 Bryan Cox (1996-97)
 Andre Collins (1998)

Keith Burns (1999)
 Bobbie Howard (2001-03)
 Marcus Reese (2004)
 Jamar Williams (2006-09)
 Brian Iwuh (2010-11)
 Jabara Williams (2011)
 Blake Costanzo (2012-13)
 Khaseem Greene (2014)
 Jonathan Bostic (2015)
 LaRoy Reynolds (2015)
 Christian Jones (2016-17)

53

Pat Preston (1946-49)
 Bill Wightkin (1950-57)
 Billy Autrey (1953)
 Ken Kirk (1960)
 James Purnell (1964-69)
 Dave Martin (1969)
 Larry Rowden (1971)
 Gail Clark (1973)
 Dan Peiffer (1975-77)
 Tommy Hart (1978-79)
 Paul Tabor (1980)
 Dan Rains (1982-86)
 Larry Rubens (1986)
 Dante Jones (1988-94)
 Michael Lowery (1996-97)
 Lemanski Hall (1998)
 Warrick Holdman (1999-2003)
 Corey Jenkins (2004)
 Leon Joe (2004-06)
 Nick Roach (2007-12)
 Jerry Franklin (2013)
 Darryl Sharpton (2014)
 John Timu (2015-17)

54

Joe Savoldi (1930)
 Jesse Hibbs (1931)
 Dick Klawitter (1956-57)
 Charles Howley (1958-59)
 Roger LeClerc (1960-66)
 Bill McKinney (1972)
 Adrian Young (1973)
 Larry Ely (1975)
 Tom Hicks (1976-80)
 Brian Cabral (1981-84)
 Doug Rothschild (1987)
 John Adickes (1987-88)
 LaSalle Harper (1989)
 Greg Briggs (1996)
 Ron Cox (1990-95, 1997)
 Ricardo McDonald (1998-99)
 Brian Urlacher (2000-12)

**55**

Bob Fenimore (1947)
 Fred Venturelli (1948)
 JR Boone (1948-51)
 Robert Moser (1951-53)
 Larry Strickland (1954-59)
 Doug Buffone (1966-79)
 Otis Wilson (1980-87)
 John Roper (1989-92)
 Vinson Smith (1993-96)
 Sean Harris (1997)
 Greg Jones (2001)
 Mike Caldwell (2002)
 Lance Briggs (2003-15)
 Hroniss Grasu (2015-2017)

56

Bill Hewitt (1932-36)

RETIRED FOR HEWITT**57**

Billy Patterson (1939)
 Ray McLean (1940-47)
 JR Boone (1948-51)
 Rich Leeuwenberg (1965)
 Dan Pride (1968-69)
 Don Rives (1973-78)
 Lee Kunz (1979-81)
 Al Chesley (1982)
 Bruce Huther (1982)
 David Simmons (1983)
 Tom Thayer (1985-92)
 Eldridge Milton (1987)
 Sean Harris (1995-96)
 Anthony Peterson (1997)
 Olin Kreutz (1998-2010)
 Dom DeCicco (2012)
 Jonathan Bostic (2013-14)
 Lamin Barrow (2015)
 Howard Jones (2017)

58

Ed Neal (1951)
 John Kreamcheck (1953-55)
 Bob Konovsky (1960)
 Franklin McRae (1967)
 Jim Ferguson (1969)
 Bob Pifferini (1972-75)
 Jerry Muckensturm (1976-82)
 Wilber Marshall (1984-88)
 Steve Hyche (1989)
 Michael Stonebreaker (1991)
 Jay Leeuwenburg (1992-95)
 Chris Villarrial (1996-2003)
 Jeremy Cain (2004-05)

Darrell McClover (2006-08)
 Tim Shaw (2009)
 Rod Wilson (2010)
 Dom DeCicco (2011)
 Geno Hayes (2012)
 D.J. Williams (2013-14)
 Jonathan Anderson (2015-17)

59

Rudy Kuechenberg (1967-69)
 Carl Gersbach (1975)
 Gary Campbell (1977-83)
 Ron Rivera (1984-92)
 Joe Cain (1993-96)
 Daryl Carter (1997)
 Jim Schwantz (1998)
 Roosevelt Colvin (1999-2002)
 Joe Odom (2003-05)
 Rod Wilson (2006-07)
 Gilbert Gardner (2008)
 Cato June (2009)
 Pisa Tinoisamoa (2009-10)
 Patrick Trahan (2011)
 Jerry Franklin (2012)
 Khaseem Greene (2013)
 Christian Jones (2014-15)
 Danny Trevathan (2016-17)

60

Don Healy (1958-59)
 Roger Davis (1960-63)
 Brian Schweda (1966)
 Doug Kriewald (1967-68)
 LeeRoy Caffey (1970)
 Wally Chambers (1973-77)
 Lynn Boden (1979)
 Tom Andrews (1984-85)
 Stan Thomas (1991-92)
 Gene McGuire (1993-94)
 Darwin Ireland (1994-95)
 Casey Wiegmann (1997-2000)
 Terrence Metcalf (2002-08)
 Lance Louis (2009-12)
 Taylor Boggs (2013-14)
 Cornelius Edison (2016)

61

Richard Barwegen (1950-52)
 Bill George (1952-65)
 Don Croftcheck (1967)
 Glen Holloway (1970-73)

RETIRED FOR GEORGE**62**

Frank Dempsey (1950-53)
 Kline Gilbert (1953-57)

Mike Reilly (1964-68)
 Glen Holloway (1970-73)
 Tom Forrest (1974)
 Dan Jiggetts (1976-82)
 Mark Bortz (1983-93)
 Chris Gray (1997)
 Robert Newkirk (2000-01)
 Lennie Friedman (2005)
 Johan Asiata (2010)
 Chilo Rachal (2012)
 Eben Britton (2013-14)
 Vladimir Ducasse (2015)
 Ted Larson (2016)

63

ML Brackett (1956-57)
 Bob Wetoska (1960-69)
 John Neidert (1970)
 Steve Kinney (1973-74)
 Mark Nordquist (1975-76)
 Fred Dean (1977)
 Jon Morris (1978)
 Tony Ardizzone (1979)
 Jay Hilgenberg (1981-91)
 Todd Burger (1993-97)
 Ryan Benjamin (2001)
 Jody Littleton (2002)
 Corbin Lacina (2003)
 Roberto Garza (2005-14)
 Cameron Lee (2017)

64

Terrell "Ted" Daffer (1954)
 Mike Rabold (1964-66)
 Larry Horton (1972-73)
 Ernie Jenet (1972-74)
 Ted Albrecht (1977-81)
 John Roehlk (1987)
 Dave Zawatson (1989)
 Glenell Sanders (1990)
 Mirko Jurkovic (1992)
 Andy Heck (1994-98)
 Rex Tucker (1999-2004)
 Ricky Henry (2011)
 Andre Gurode (2012)
 Christian Tupou (2013)
 Brian de la Puente (2014)
 Will Montgomery (2015)
 Eric Kush (2016)

65

Herman Clark (1952-56)
 John Hatley (1953)
 Stan Fanning (1960-62)
 Tom Bettis (1963)
 Randy Jackson (1967-74)



Noah Jackson (1975-83)
 Eugene Rowell (1987)
 Tony Woods (1989)
 Terry Price (1990)
 Jim Schwantz (1992)
 Tory Epps (1993-94)
 Evan Pilgrim (1995-97)
 Patrick Mannelly (1998-2013)
 Patrick Omameh (2015)
 Cody Whitehair (2016-17)

66

Phil Martinovich (1940)
 Clyde Turner (1940-52)
 John Schiechl (1945-46)

RETIRED FOR TURNER

67

Ed Bradley (1950; 52)
 Tom Roggeman (1956-57)
 Abe Gibron (1958-59)
 Ted Karras (1960-64)
 George Seals (1965-71)
 Bill Line (1972)
 Mike Hoban (1974)
 Dan Hultz (1974)
 Phil McKinnely (1982)
 Tim Norman (1983)
 John Arp (1987)
 Jerry Fontenot (1989-96)
 Bill Schultz (1997)
 Greg Huntington (1997-99)
 Josh Warner (2003-04)
 Josh Beekman (2007-09)
 Herman Johnson (2010)
 Chris Spencer (2011-12)
 Jordan Mills (2013-14)

68

Gerald Stautberg (1951)
 John Badaczewski (1953)
 George Burman (1964)
 Howard Mudd (1969-70)
 Jim Osborne (1972-84)
 Paul Blair (1986-87)
 Sean McInerney (1987)
 Chris Dyko (1989)
 Jim Flanigan (1994)
 Carl Reeves (1996-98)
 Bryan Anderson (2004)
 Anthony Oakley (2006-07)
 Frank Ormilye (2009-11)
 Matt Slauson (2013-15)
 Matt McCants (2016)

69

Ralph Jecha (1955)
 William Roehnelt (1958-59)
 Ted Wheeler (1970)
 Revie Sorey (1975-82)
 Tom Myslinski (1993-94)
 Vernice Smith (1993)
 Octus Polk (1995-96)
 Mike Gandy (2001-04)
 Fred Miller (2005-08)
 Kirk Barton (2008)
 Henry Melton (2010-13)
 Jared Allen (2014-15)
 C.J. Wilson (2016)
 Rashaad Coward (2017)

70

Alvin Culver (1932)
 Art Davis (1953-54)
 Herman Lee (1958-66)
 Bob Pickens (1967-68)
 Kenneth Kortas (1969)
 Jeff Curchin (1970-71)
 Andy Rice (1972-73)
 Dennis Lick (1976-81)
 Henry Waechter (1982; 1984-86)
 Jim Althoff (1987-88)
 Troy Auzenne (1992-95)
 Ken Anderson (1999)
 Alfonso Boone (2001-06)
 Babatunde Oshinowo (2007)
 Edwin Williams (2010-12)
 Michael Ola (2014)
 D'Anthony Smith (2015)
 Bobby Massie (2016-17)

71

George Connor (1952-55)
 Earl Leggett (1957-65)
 Rufus Mayes (1969)
 Tony McGee (1971-73)
 Roger Stillwell (1975-77)
 Rocco Moore (1980)
 Perry Hartnett (1982-83)
 Andy Frederick (1983-1985)
 Jack Oliver (1987)
 Caesar Rentle (1988)
 James Williams (1991-2002)
 Israel Idonije (2004-12)
 Nick Becton (2015)
 Josh Sitton (2016-17)

72

Bill Wightkin (1950)
 Bill George (1952-65)

Ed Nickla (1959)
 Jim Cadile (1962-72)
 Gary Hrivnak (1973-76)
 Brad Shearer (1978-80)
 Jerry Doerger (1982)
 John Janata (1983)
 Andy Frederick (1983-85)
 William Perry (1985-93)
 Scott Adams (1995)
 Jon Clark (1996-97)
 Chris Maumalanga (1997)
 Carl Powell (2001)
 Ernest Grant (2002)
 Qasim Mitchell (2003-05)
 Jimmy Kennedy (2007)
 Dan Buening (2008)
 James Marten (2009)
 Gabe Carimi (2011-12)
 Tracy Robertson (2013)
 Charles Leno, Jr. (2014-17)

73

Bill Bishop (1952-60)
 Steve Barnett (1963)
 Frank Cornish (1966-70)
 Steve Wright (1971)
 Rich Buzin (1972)
 Mike Hartenstine (1975-86)
 John Wojciechowski (1987-93)
 Marcus Keyes (1996)
 Kevin Dogins (2001-02)
 Tron LaFavor (2003)
 J'Marcus Webb (2010-12)
 Austin Lane (2014)
 Tayo Fabulufe (2015)
 John Jenkins (2017)

74

Herman Clark (1952-56)
 Paul Lipscomb (1954)
 Bob Kilcullen (1957-65)
 Dan James (1967)
 Wayne Mass (1968-70)
 Bob Asher (1972-75)
 Jerry Meyers (1976-79)
 Jeff Williams (1982)
 Jim Covert (1983-90)
 Garland Hawkins (1995)
 Jimmy Herndon (1997-2001)
 Bernard Robertson (2002)
 Scott Sanderson (2003)
 Ruben Brown (2004-07)
 Chris Williams (2008-12)
 Jermon Bushrod (2013-15)
 Jonathan Bullard (2016)

**75**

Fred Williams (1952-62)
 Riley Mattson (1965)
 Dave Hale (1969-71)
 Jeff Sevy (1975-78)
 Henry Waechter (1985)
 Stefan Humphries (1984-86)
 Chuck Harris (1987)
 John Shannon (1988-89)
 Ron Mattes (1991)
 Todd Perry (1993-2000)
 Marc Colombo (2002-05)
 Matt Toeaina (2007-12)
 Kyle Long (2013-17)

76

Charles Miller (1932-37)
 Milford Miller (1932)
 Lester McDonald (1937-39)
 Hampton Pool (1940-43)
 Elmo Kelly (1944)
 Bob Cross (1952-53)
 Ed Meadows (1954-56)
 John Mellekas (1956-61)
 John Johnson (1963-68)
 Bill Staley (1970-71)
 Dave Gallagher (1974)
 Ron Rydalch (1975-80)
 Steve McMichael (1981-93)
 Marcus Spears (1995-96)
 Shawn Lee (1998)
 Brad Culpepper (2000)
 Bobby Setzer (2002)
 John Tait (2004-08)
 Orlando Pace (2009)
 Cory Brandon (2012)
 Joe Long (2013)
 Trevor Scott (2014)
 Bruce Gaston (2015)
 Mike Adams (2016)
 Tom Compton (2017)

77

Harold "Red" Grange (1925, 1929-34)
 Link Lyman (1926-28, 30-31, 33-34)

RETIRED FOR GRANGE**78**

Art Davis (1953-54)
 Stan Jones (1954-65)
 Harry Gunner (1970)
 Bob Newton (1971-75)
 John Ward (1976)
 Greg Johnson (1977)
 Keith Van Horne (1981-92)

Pat Riley (1995)
 Blake Brockermeyer (1999-2001)
 Aaron Gibson (2003-04)
 John St. Clair (2005-08)
 Kevin Shaffer (2009-10)
 James Brown (2012-13)

79

Dick Klein (1958-59)
 Art Anderson (1961-62)
 Dick Evey (1964-68)
 John Hoffman (1971)
 Lionel Antoine (1972-76)
 Emanuel Zanders (1981)
 Kurt Becker (1982-89)
 Louis Age (1992)
 Marcus Spears (1994)
 Scotty Lewis (1995)
 Jerry Wisne (1999-2000)
 Steve Edwards (2002-05)
 Levi Horn (2011)
 Jonathan Scott (2012-13)
 Ryan Groy (2014)
 Terry Williams (2015)
 Bradley Sowell (2017)

80 Earl Britton (1925)

Clement Neacy (1927)
 Ted Drews (1928)
 Tom Heardon (1929)
 John Helwig (1953-56)
 Ralph Anderson (1958)
 Ed Cooke (1958)
 Robert Jencks (1963-64)
 Jimmy Jones (1965-67)
 Jon Kilgore (1968)
 Jerry Simmons (1969)
 Craig Cotton (1973)
 Bo Rather (1974-78)
 Rickey Watts (1979-83)
 Tim Wrightman (1985-86)
 James Thornton (1988-92)
 Curtis Conway (1993-99)
 Dez White (2000-03)
 Bernard Berrian (2004-07)
 Brandon Lloyd (2008)
 Earl Bennett (2009-13)
 Marc Mariani (2014-15)
 MyCole Pruitt (2016)

81

George Connor (1948-51)
 Larry Brink (1954)
 Doug Atkins (1955-66)
 Marty Amsler (1967, 69)
 Mike Reppond (1973)

Clint Haselrig (1974)
 Gary Butler (1975)
 Bob Bruer (1976)
 Chuck Bradley (1977)
 Robin Earl (1977-82)
 Harry Washington (1979)
 Jay Saldi (1983-84)
 James Maness (1985)
 Lew Barnes (1986)
 Don Kindt (1987)
 Anthony Morgan (1991-93)
 Fred Banks (1993)
 Jeff Graham (1994-95)
 Bobby Engram (1996-2000)
 Ahmad Merritt (2001-03)
 Rashied Davis (2006-10)
 Sam Hurd (2011)
 Cameron Meredith (2015-16)

82

Del Bjork (1937-38)
 Ray Bray (1939-42, 46-51)
 Anthony Ippolito (1943)
 Tom Roberts (1943-44)
 Jack Hoffman (1949-56)
 Dick Hensley (1953)
 Maury Youmans (1960-63)
 Rich Kreitling (1964)
 Emilio Vallez (1968-69)
 Earl Thomas (1971-73)
 Matt Maslowski (1972)
 Fred Pagac (1974)
 Royce Berry (1976)
 John Gilliam (1977)
 Alan Page (1978-81)
 Ken Margerum (1982-84)
 Brian Glasgow (1987)
 Wendell Davis (1988-93)
 Nate Lewis (1994-95)
 John Jackson (1996)
 Fabien Bowens (1996-98)
 Eddie Kennison (2000)
 John Davis (2001-02)
 Daryl Jones (2004)
 John Owens (2004)
 Gabe Reid (2005-06)
 Greg Olsen (2007-10)
 Chris Williams (2013-14)
 Khari Lee (2015)
 Logan Paulsen (2016)

83

Bill McColl (1952-59)
 Roger LeClerc (1960-66)
 Mac Percival (1967-73)
 Charles Wade (1974)



Randy Burks (1976)
 Steve Rivera (1977)
 Golden Richards (1978-79)
 Kris Haines (1979-81)
 Willie Gault (1983-87)
 Lawrence White (1987)
 Eric Wright (1991-92)
 Terry Obee (1993-94)
 Michael Timpson (1995-96)
 Eric Smith (1997)
 Macey Brooks (1999-2000)
 David Terrell (2001-04)
 Mike Hass (2007)
 Max Komar (2011)
 Martellus Bennett (2013-15)
 Daniel Braverman (2016)

84

Gerald Weatherly (1950; 1952-54)
 John Farrington (1960-63)
 Ron Smith (1965)
 Austin Denney (1967-69)
 Jim Seymour (1970-72)
 Richard Harris (1974-75)
 Brian Baschnagel (1976-84)
 Sam Bowers (1987)
 Ron Morris (1987-92)
 Chris Gedney (1993-96)
 Kerry Cash (1996)
 John Allred (1997-2000)
 Fred Baxter (2001-02)
 Bobby Wade (2003-05)
 Brandon Rideau (2008)
 Blake Annen (2014)
 Ben Braunecker (2016-17)

85

Bob Carey (1958)
 Bill Martin (1964-65)
 Duane Allen (1966-67)
 Willie Holman (1968-73)
 Wayne Wheeler (1974)
 Steve Schubert (1975-79)
 Bob Fisher (1980-81)
 Dennis McKinnon (1983-89)
 Keith Jennings (1991-97)
 Alonzo Mayes (1998-2000)
 Kaseem Sinceno (2000)
 John Gilmore (2002-07)
 Earl Bennett (2008)
 Matthew Mulligan (2014)
 Daniel Brown (2016-17)

86

Bill Wightkin (1950-57)
 Brad Rowland (1951)
 Ed Meadows (1954-56)
 Bob Jewett (1958)
 Pete Manning (1960-61)
 Gary Barnes (1964)
 Lloyd Phillips (1967-69)
 Jim Hester (1970)
 Bob Parsons (1972-83)
 Brad Anderson (1984-85)
 Clay Pickering (1986)
 Cap Boso (1987-91)
 Barry Wagner (1992)
 Willie Harris (1993)
 Marv Cook (1994)
 Chris Penn (1997-98)
 Marty Booker (1999-2003; 2008)
 Eddie Berlin (2005)
 Michael Gaines (2009)
 Brandon Manumaleuna (2010)
 Kyle Adams (2011-13)
 Zach Miller (2015-17)

87

Harlon Hill (1954-61)
 Ed O'Bradovich (1962-71)
 Steve DeLong (1972)
 Tom Reynolds (1973)
 Billy Newsome (1977)
 Mike Cobb (1978-81)
 Emery Moorehead (1981-88)
 Tom Waddle (1989-94)
 Greg Primus (1995)
 Andre President (1995)
 Bobby Neely (1996)
 Ricky Proehl (1997)
 D'Wayne Bates (1999-2001)
 Vinny Sutherland (2002)
 Jamin Elliott (2002)
 Justin Gage (2003-04)
 Muhsin Muhammad (2005-07)
 Kellen Davis (2008-12)
 Steve Maneri (2013)
 Greg Scruggs (2016)
 Adam Shaheen (2017)

88

Gene Schroeder (1951-52; 54-57)
 Willard Dewveall (1959-60)
 Bobby Joe Green (1962-73)
 Jim Kelly (1974)
 Greg Latta (1975-80)
 Marcus Anderson (1981)
 Brooks Williams (1981-82)
 Ken Knapczyk (1987)
 Glen Kozlowski (1987-92)

Danta Whitaker (1993)
 Greg McMurtry (1988)
 Fabien Bowens (1995)
 Jack Jackson (1996)
 Harper Le Bel (1997)
 Marcus Robinson (1998-2002)
 Desmond Clark (2003-10)
 Brody Eldridge (2012)
 Dante Rosario (2013-14)
 Rob Housler (2015)
 Dion Sims (2017)

89

Jack Hoffman (1949-56)
 Les Cowan (1951)
 John Aveni (1959-60)
 Mike Ditka (1961-66)
 Terry Stoepeel (1967)
 Bob Wallace (1968-72)
 Mel Tom (1973-75)
 James Scott (1976-80, 1982)
 Ken Margerum (1981)
 Mitch Krenk (1984)
 Keith Ortego (1985-88)
 Will Johnson (1987)
 Brent Novoselsky (1988)
 James Coley (1990)
 Ryan Wetnight (1993-99)
 Dustin Lyman (2000-04)
 Matt Spaeth (2011-12)

RETIRED FOR DITKA

90

Henry Mosley (1955)
 Al Harris (1979-87)
 Alonzo Spellman (1992-97)
 Van Tuinei (1999-2001)
 Bryan Knight (2002-03)
 Antonio Garay (2006-07)
 Joey LaRocque (2008)
 Jarron Gilbert (2009)
 Julius Peppers (2010-13)
 Jeremiah Ratliff (2014-15)
 Ziggy Hood (2015)
 Greg Scruggs (2015)
 Cornelius Washington (2016)
 Jonathan Bullard (2017)

91

Pat Dunsmore (1983-84)
 Jay Norvell (1987)
 Fred Washington (1990)
 Kelly Blackwell (1992)
 Myron Baker (1993-95)
 Rob Davis (1996)
 John Thierry (1997-98)



Khari Samuel (1999-2000)
 Tommie Harris (2004-10)
 Amobi Okoye (2011-12)
 David Bass (2013)
 Davie Bass (2014)
 DeDe Lattimore (2014)
 Eddie Goldman (2015-17)

92

Rob Fada (1983-84)
 Raymond Morris (1987)
 Troy Johnson (1988-89)
 Barry Minter (1993-2000)
 Ted Washington (2001-02)
 Hunter Hillenmeyer (2003-10)
 Stephen Paea (2011-14)
 Pernell McPhee (2015-17)

93

Oliver Williams (1983)
 Will Johnson (1987)
 Guy Teafatiller (1987)
 Trace Armstrong (1989-94)
 Ervin Collier (1995)
 Paul Grasmanis (1996-98)
 Phillip Daniels (2000-03)
 Adewale Ogunleye (2004-09)
 Thaddeus Gibson (2011)
 Nate Collins (2012-13)
 Will Sutton (2014-16)
 Sam Acho (2017)

94

Mike January (1987)
 Dick Chapura (1987-89)
 John Thierry (1994-96)
 Shane Burton (1999)
 Ty Hallock (2000)
 Keith Traylor (2001-03)
 Alain Kashama (2004)
 Brendon Ayanbadejo (2005-07)
 Marcus Harrison (2008-09)
 Charles Grant (2010)

Nick Reed (2011)
 Chauncey Davis (2011)
 Cornelius Washington (2013-15)
 Leonard Floyd (2016-17)

95

Richard Dent (1983-93, 1995)
 Pat Riley (1995)
 Dana Howard (1996)
 Mark Thomas (1997-98)
 Russell Davis (1999)
 Troy Wilson (2000)
 Karon Riley (2001)
 Keith McKenzie (2002)
 John Stamper (2002)
 Ian Scott (2003-06)
 Anthony Adams (2007-11)
 Larry Grant (2013)
 Cheta Ozougwu (2012-13)
 Ego Ferguson (2014-15)
 Roy Robertson-Harris (2017)

96

Keith Ortego (1985-87)
 Greg Fitzgerald (1987)
 Tim Ryan (1990-93)
 Percy Snow (1993)
 Al Fontenot (1993-96)
 Tyrone Williams (1997)
 Chris Draft (1998)
 Clyde Simmons (1999-2000)
 Henry Taylor (2001)
 Alex Brown (2002-09)
 Barry Turner (2010)
 Mario Addison (2011)
 Zach Minter (2013)
 Jeremiah Ratliff (2013)
 Terrell Manning (2014)
 Jarvis Jenkins (2015)
 Akiem Hicks (2016-17)

97

Bobby Bell (1987)

Sean Smith (1987-88)
 Chris Zorich (1991-97)
 Mike Wells (1998-2000)
 Christian Peter (2002)
 Michael Haynes (2003-05)
 Mark Anderson (2006-10)
 J. T. Thomas (2012)
 Landon Cohen (2013)
 Willie Young (2014-17)

98

Tyrone Keys (1983-85)
 Brian Glasgow (1987)
 Jon Norris (1987)
 Greg Clark (1988)
 Carl Simpson (1993-97)
 Bryan Robinson (1998-2003)
 Shurron Pierson (2004)
 Dusty Dvoracek (2007-08)
 Darrell McClover (2009)
 Corey Wootton (2010-13)
 Brandon Dunn (2014-15)
 Mitch Unrein (2015-17)

99

Jim Daniell (1945)
 Dan Hampton (1979-90)
 Tim Ryan (1990-93)
 Jim Flanigan (1995-2000)
 Joe Tafoya (2001-03)
 Tank Johnson (2004-06)
 Darwin Walker (2007)
 Gaines Adams (2009)
 Marcus Harrison (2010)
 Shea McClellin (2012-13)
 Lamarr Houston (2014-17)

RETIRED NUMBERS

The Bears have retired 14 jersey numbers, most in the NFL but trail both baseball's New York Yankees and basketball's Boston Celtics who each have 21 retired numbers.

3 Bronko Nagurski, RB-T
 5 George McAfee, RB-DB
 7 George Halas, E
 28 Willie Galimore, RB
 34 Walter Payton, RB
 40 Gale Sayers, RB
 41 Brian Piccolo, RB

42 Sid Luckman, QB-P-DB
 51 Dick Butkus, LB
 56 Bill Hewitt, E
 61 Bill George, G-LB
 66 Clyde "Bulldog" Turner, C-LB
 77 Harold "Red" Grange, RB-DB
 89 Mike Ditka, TE



This is a list of players who have been on the Chicago Bears active roster for at least one NFL game from 1920 through 1994. Beginning in 1995, the list includes players who were on the 53-man roster but may not have appeared in one game.

* indicates deceased players

** indicates no known jersey number

A	#	Years
Abbey, Joe* (North Texas State), E.....	26	1948-49
Abdullah, Rabihi (Lehigh), RB.....	27	2002-03
Abraham, Clifton (Florida State), CB.....	48	1996
Acho, Sam (Texas), LB.....	49/93	2015-17
Adamle, Mike (Northwestern), RB.....	20	1975-76
Adams, Anthony (Penn State), DT.....	95	2007-11
Adams, Gaines* (Clemson), DE.....	99	2009
Adams, John* (Los Angeles State), B.....	39	1959-62
Adams, Kyle (Purdue), TE.....	86	2011-13
Adams, Mike (Ohio State), OL.....	76	2016
Adams, Scott (Georgia), T.....	72	1995
Addison, Bralon (Texas), LB.....	45	2016
Addison, Mario (Troy), DE.....	96	2011
Adickes, John (Baylor), C.....	54	1987-88
Adkins, Roy* (Millikin & Bethany), G.....	22	1920-21
Alfala, Al (Oregon State), S.....	24	2009
Age, Louis (SW Louisiana), T.....	79	1992
Aguilar, Louie (Utah State), P.....	10	2000
Akin, Len* (Baylor), G.....	31	1942
Albrecht, Ted (California), T.....	64	1977-81
Allen, Armando (Notre Dame), RB.....	25	2011-12
Allen, Duane (Santa Ana), E.....	85	1966-67
Allen, Eddie* (Penn), FB.....	3	1947
Allen, Egypt (TCU), DB.....	47	1987
Allen, James (Oklahoma), RB.....	20	1998-2001
Allen, Jared (Idaho State), DE.....	69	2014-15
Allen, Tremayne (Florida), TE.....	49	1997-98
Allman, Robert* (Michigan State), E.....	28	1936
Allred, John (USC), TE.....	84	1997-2000
Althoff, Jim (Winona State), DT.....	70	1987
Amos, Adrian (Penn State), S.....	38	2015-17
Amsler, Marty (Evansville), DE.....	81	1967, 69
Amukamara, Prince (Nebraska), CB.....	20	2017
Anderson, Art (Idaho), T.....	79	1961-62
Anderson, Brad (Arizona), WR.....	86	1984-85
Anderson, Bryan (Pittsburgh), G.....	68	2004
Anderson, Ed* (Notre Dame), E.....	18	1923
Anderson, Henry (Northwestern), G.....	16	1931
Anderson, Hunk* (Notre Dame), G.....	18, 24	1922-27
Anderson, James (Virginia Tech), LB.....	50	2013
Anderson, Joe (Texas Southern), WR.....	19	2012-13
Anderson, Jonathan (TCU), LB.....	58	2015-17
Anderson, Ken* (Arkansas), DT.....	70	1999
Anderson, Marcus (Tulane), WR.....	88	1981
Anderson, Mark (Alabama), DE.....	97	2006-10
Anderson, Neal (Florida), RB.....	35	1986-93

Anderson, Ralph* (Los Ang. St.), E.....	39, 80	1958
Anderson, William (Compton JC), HB.....	46	1953-54
Andrews, Tom (Louisville), C.....	60	1984-85
Annen, Blake (Cincinnati), TE.....	84	2014
Antoine, Lionel (Southern Illinois), T.....	79	1972-76, 78
Apolskis, Charles* (DePaul), E.....	26, 38	1938-39
Archuleta, Adam (Arizona State), S.....	20	2007
Ardizzone, Tony (Northwestern), C.....	63	1979
Armstrong, Trace (Florida), DE.....	93	1989-94
Arnett, Jon (USC), HB.....	21	1964-66
Aromashodu, Devin (Auburn), WR.....	19	2008-10
Arp, John (Lincoln), T.....	67	1987
Artoe, Lee* (California), T.....	1, 35	1940-43
Ashburn, Clifford* (Nebraska), T.....	3	1930
Asher, Bob (Vanderbilt), T.....	74	1972-75
Ashmore, M. Roger* (Gonzaga), T.....	38	1927
Asiata, Johan (UNLV), G.....	62	2010
Aspatore, Edward* (Marquette), T.....	37	1934
Atkins, Doug* (Tennessee), E.....	81	1955-66
Atkins, Kelvin (Illinois), LB.....	51	1983
Austin, Ray (Tennessee), S.....	36	1998-99
Austin, Reggie (Wake Forest), CB.....	24, 39	2001-02
Autrey, Billy (Stephen F. Austin), C.....	53	1953
Autry, Darnell (Northwestern), RB.....	21	1997
Auzenne, Troy (California), T.....	70	1992-95
Avellini, Bob (Maryland), QB.....	7	1975-84
Aveni, John* (Indiana), E.....	89	1959-60
Ayanbadejo, Brendon (UCLA), LB.....	94	2005-07
Azumah, Jerry (New Hampshire), CB.....	23	1999-2005

B	#	Years
Babartsky, Al* (Fordham), T.....	46	1943-45
Babinecz, John (Villanova), LB.....	52	1975
Badaczewski, John* (Western Reserve), G.....	68	1953
Bailey, Johnny* (Texas A&M), WR.....	22	1990-91
Baisi, Al* (West Virginia), G.....	26	1940-42
Baker, Myron (Louisiana Tech), LB.....	91	1993-95
Baldwin, Ervin (Michigan St.), DE.....	99	2008
Ball, Alan (Illinois), CB.....	24	2015
Banks, Johnthan (Mississippi State), DB.....	35	2016
Banks, Fred (Liberty), WR.....	81	1993
Barber, Kurt (USC), DE.....	97	1997
Barber, Marion (Minnesota), RB.....	24	2011
Barker, Richard* (Iowa State), G.....	18	1921
Barkley, Matt (USC), QB.....	12	2016
Barnard, Brooks (Maryland), P.....	16	2003
Barnes, Erich (Purdue), HB/DB.....	24	1958-60
Barnes, Gary (Clemson), E.....	86	1964
Barnes, Joe (Texas Tech), QB.....	23	1974
Barnes, Lew (Oregon), WR.....	81	1986
Barnes, Marlon (Colorado), RB.....	32	2000
Barnett, Steve (Oregon), T.....	73	1963
Barnhardt, Tom (North Carolina), P.....	17	1987
Barrow, Lamin (LSU), LB.....	57	2015



CHICAGO BEARS ALL-TIME HONOR ROLL

Barth, Connor (North Carolina), K	4	2016-17	Blackwell, Kelly (TCU), TE.....	91	1992
Bartholomew, Brent (Ohio State), P	12	2000	Blair, Paul (Oklahoma State), T	68	1986-87
Barton, Kirk, (Ohio State), T	69	2008	Blake, Jeff (East Carolina), QB	11	2005
Barwegan, Richard* (Purdue), G	26, 61	1950-52	Blanda, George* (Kentucky), QB/K	16, 22	1949-58
Basanez, Brett (Northwestern), QB	14	2009	Blaylock, Anthony (Winston-Salem), CB	47	1993
Baschnagel, Brian (Ohio State), WR	84	1976-84	Boden, Lynn (South Dakota State), G	60	1979
Bass, David (Missouri Western St.), DE	91	2013-14	Boggs, Taylor (Humboldt State), G/C	60	2013-14
Bass, Robert (Miami-FL), LB	52	1995	Boland, George* (Purdue), FB	5, 19	1921-24
Bassi, Dick* (Santa Clara), G	35	1938-39	Bonderant, JB* (DePauw), C	**	1922
Bates, D'Wayne (Northwestern), WR	87	1999-2001	Boniol, Chris (Louisiana Tech), K	18	1999
Battles, Bill* (Brown), E	**	1939	Booker, Marty (NW Louisiana), WR	86	1999-2003; 08
Bauman, Alf* (Northwestern), T	41	1948-50	Boone, Alfonso (Mt. San Ant. JC), DT	70	2001-06
Bausby, De'Vante (Pittsburgh State), DB	20	2016	Boone, JR* (Tulsa), HB	55, 57	1948-51
Bausch, Frank* (Kansas), C	24	1937-40	Bortz, Mark (Iowa), G	62	1983-94
Baxter, Fred (Auburn), TE	84	2001-02	Boso, Cap (Illinois), TE	86	1987-91
Baynham, Craig (Georgia Tech), RB	46	1970	Bostic, Jonathan (Florida), LB	57, 52	2013-15
Becker, Dave (Iowa), S	49	1980	Bowers, Sam (Fordham), TE	84	1987
Becker, Doug (Notre Dame), LB	51	1978	Bowman, Zackary (Nebraska), CB	35, 38	2008-13
Becker, Kurt (Michigan), G	79	1982-88; 90	Bownes, Fabien (W. Illinois), WR	82, 88	1995-98
Becker, Wayland* (Marquette), E	21	1934	Brackett, ML (Auburn), T	63	1956-57
Becton, Nick (Virginia Tech), G/T	71	2015	Bradley, Chuck (Oregon), TE	81	1977
Beekman, Josh (Boston College), G	67	2007-09	Bradley, Ed* (Wake Forest), G	38, 67	1950; 52
Bell, Bob (Missouri), LB	97	1987	Bradley, Mark (Oklahoma), WR	16	2005-08
Bell, Joique (Wayne State), RB	43	2016	Bradley, Steve (Indiana), QB	12	1987
Bell, Kahil (UCLA), RB	32	2009-12	Braidwood, Charles* (Chattanooga), E	16	1932
Bell, Kay* (Washington State), T	26	1937	Bramhall, Art* (DePaul), HB	**	1931
Bell, Ricky (NC State), CB	30, 32	1997-98	Brandon, Cory (Oklahoma), T	76	2012
Bell, Todd* (Ohio State), S	25	1981-84; 86	Bratkowski, Edmund "Zeke" (Ga.), QB	12	1954; 57-60; 72
Bellamy, Josh (Louisville)	11, 15	2014-17	Braunecker, Ben (Harvard), TE	84	2016-17
Belton, Keith (Syracuse), FB	44	2004	Braverman, Daniel (Western Michigan), WR	83	2016
Benjamin, Ryan (South Florida), LS	63	2001	Bray, Ray* (Western Michigan), G	82	1939-42; 46-51
Bennett, Ben (Duke), QB	14	1987	Brewer, Chris (Arizona), RB	32	1987
Bennett, Earl (Vanderbilt), WR	85, 80	2008-13	Briggs, Greg (Texas Southern), LB	54	1996
Bennett, Edgar (Florida State), RB	32	1998-99	Briggs, Lance (Arizona), LB	55	2003-14
Bennett, Martellus (Texas A&M), TE	83	2013-15	Brien, Doug (California), K	10	2005
Benson, Cedric (Texas), RB	32	2005-07	Brink, Larry (Northern Illinois), E	80	1954
Benton, Jim* (Arkansas), E	12	1943	Britton, Earl* (Illinois), FB	80	1925
Berger, Mitch (Colorado), P	17	1995	Britton, Eben (Arizona), G/T	62	2013-14
Bergerson, Gilbert* (Oregon State), G	23	1932-33	Brockmeyer, Blake (Texas), T	78	1999-2001
Berlin, Eddie (Northern Iowa), WR	86	2005	Brockman, Edward (Oklahoma), B	**	1930
Berrian, Bernard (Fresno State), WR	80	2004-07	Brooks, Anthony (E. Texas St.), WR	10	1993
Berry, Connie, M.* (NC State), E	23	1942-46	Brooks, Macey (James Madison), WR	83	1999-2000
Berry, Royce (Houston), DE	82	1976	Brown, Alex (Florida), DE	96	2002-09
Best, Art* (Kent State), RB	25	1977-78	Brown, Daniel (James Madison), TE	85	2016-17
Bettis, Tom (Purdue), LB	65	1963	Brown, Charlie (Syracuse), DB	22	1966-67
Bettridge, John* (Ohio State), HB	9	1937	Brown, Ed* (San Francisco), QB/P	15	1954-61
Bingham, Don* (Sul Ross), HB	46	1956	Brown, James (Troy), T/G	78	2012-13
Bishop, Bill* (North Texas), T	73	1952-60	Brown, Kevin (W. Texas State), P	11	1987
Bishop, Don* (Los Angeles City), E	45	1959	Brown, Mike (Nebraska), S	30	2000-08
Bivins, Charles* (Morris Brown), HB	49	1960-66	Brown, Ruben (Pittsburgh), G	74	2004-07
Bjork, Del* (Oregon), T	82	1937-38	Brown, William (Illinois), FB	38	1961
Blackburn, JA, T	**	1923	Bruer, Bob (Mankato State), TE	81	1976
Blacklock, Hugh* (Michigan State), T	21	1920-25	Brumbaugh, Carl* (Florida), QB	8	1930-37
Blackman, Lennon* (Tulsa), HB	11, 19	1930	Brupbacher, Ross (Texas A&M), LB	31	1970-73



Bryan, Johnny* (Chicago), HB.....	4, 8, 9	1922-25	Carter, Daryl (Wisconsin), LB.....	59	1997
Bryant, Waymond (Tennessee St.), LB.....	50	1974-77	Carter, Marty (Mid. Tenn. St.), S.....	23	1995-98
Buckler, William "Bill"* (Alabama), G.....	5, 15, 16	1926-31	Carter, Tom (Notre Dame), CB.....	25	1997-99
Buening, Dan (Wisconsin), G.....	72	2008	Carter, Tony (Minnesota), RB.....	30	1994-97
Buffone, Doug* (Louisville), LB.....	55	1966-79	Carter, Virgil (BYU), QB.....	9, 11, 15	1968-69; 76-77
Burford, Maury (Texas Tech), P.....	8	1985-86; 89-91	Casares, Rick* (Florida), FB.....	35	1955-64
Buivild, Ray* (Marquette), QB/HB.....	9	1937-38	Casey, Tim (Oregon), LB.....	34	1969
Bukich, Rudy (USC), QB.....	10, 14	1958-59; 62-68	Cash, Kerry (Texas), TE.....	84	1996
Bull, Ronnie (Baylor), B.....	29	1962-70	Castete, Jesse (McNeese State), HB.....	22	1956
Bullard, Jonathan (Florida), DL.....	74	2016-17	Catthouse, Sean (California), S.....	36	2013
Bullocks, Josh (Nebraska), S.....	36	2009-10	Cerqua, Marq (Carson-Newman), LB.....	49	2002
Burdick, Lloyd* (Illinois), T.....	14	1931-32	Chamberlin, Guy* (Nebraska), E.....	13, 23	1920-21
Burgeis, Glenn* (Tulsa), T.....	29	1945	Chambers, Wally (E Kentucky), DT.....	60	1973-77
Burger, Todd (Penn State), G.....	63	1993-97	Chancey, Robert, FB.....	38	1998
Burks, Randy (SE Oklahoma St.), WR.....	83	1976	Chandler, Chris (Washington), QB.....	12	2002-03
Burman, George (Northwestern), T.....	68	1964	Chapura, Dick (Missouri), DT.....	94	1987-89
Burns, Keith (Oklahoma State), LB.....	52	1999	Chesley, Al (Pittsburgh), LB.....	57	1982
Burris, Henry (Temple), QB.....	10	2002	Chesney, Chester "Chet"* (DePaul), C.....	28	1939-40
Burton, James (Fresno State), CB.....	35	1994-97	Childs, Clarence (Florida A&M), DB.....	23	1968
Burton, Michael (Rutgers), FB.....	46	2017	Christian, Bob (Northwestern), FB.....	44	1992-94
Burton, Shane (Tennessee), DT.....	94	1999	Cifers, Ed* (Tennessee), E.....	14	1947-48
Bush, Deon (Miami, Fla.), DB.....	26	2016-17	Clark, Darryl (Texas), RB.....	37	1987
Bush, Michael (Louisville), RB.....	29	2012-13	Clark, Desmond (Wake Forest), TE.....	88	2003-10
Bushrod, Jermon (Towson), T.....	74	2013-15	Clark, Gail (Michigan State), LB.....	53	1973
Buss, Arthur* (Michigan State), T.....	10, 11	1934-35	Clark, Greg (Arizona State), LB.....	98	1988
Bussey, Young* (LSU), QB.....	37	1940-41	Clark, Herman* (Oregon State), G.....	65, 74	1952-56
Butkus, Dick (Illinois), LB.....	51	1965-73	Clark, Jon (Temple), T.....	72	1996-97
Butler, Gary (Rice), TE.....	81	1975	Clark, Phil (Northwestern), DB.....	39	1970
Butler, Kevin (Georgia), K.....	6	1985-95	Clarke, Harry* (West Virginia), HB.....	4	1940-43
Butterfield, Mark (Stanford), QB.....	10	1996	Clarkson, Stuart* (Texas A&I), G.....	31, 36	1942, 46-50
Buzin, Rich (Penn State), T.....	73	1972	Clausen, Jimmy (Notre Dame), QB.....	8	2014-15
C			Clemons, Craig (Iowa), S.....	43	1972-77
Cabral, Brian (Colorado), LB.....	54	1981-86	Clutts, Tyler (Fresno State), FB.....	44	2011
Cadille, James (San Jose State), G.....	72	1962-72	Coady, Rich (Memphis State), C/E.....	37, 52	1970-74
Caffey, Lee Roy* (Texas A&M), LB.....	60	1970	Cobb, Mike (Michigan State), TE.....	87	1978-81
Cain, Jeremy (Massachusetts), LB, LS.....	58, 44	2004-05; 13-14	Cobb, Trevor (Rice), RB.....	43	1994
Cain, Joe (Oregon Tech), LB.....	59	1993-96	Cody, Ed* (Purdue), FB.....	16	1949-50
Caldwell, Mike (Middle Tenn. St.), LB.....	55	2002	Cohen, Landon (Ohio), DT.....	97	2013
Callahan, Bryce (Rice), CB.....	37	2015-17	Cohen, Tarik (North Carolina A&T), RB.....	29	2017
Calland, Lee (Louisville), CB.....	23	1969	Coia, Angela* (USC), HB.....	46	1960-63
Cameron, Jack (Winston-Salem), WR.....	30	1984	Cole, Emerson (Toledo), FB.....	31	1952
Campana, Al* (Youngstown), HB.....	10, 40	1950-53	Cole, Linzy (TCU), WR.....	25	1970
Campbell, Gary (Colorado), LB.....	59	1977-83	Coleman, Quincy (Jackson State), CB.....	43	1998
Campbell, Jason (Auburn), QB.....	2	2012	Coleman, Travis (Hampton), DB.....	39	2002
Campbell, Leon* (Arkansas), FB.....	32	1952-54	Coley, James (Clemson), TE.....	89	1990
Canady, James* (Texas), HB.....	8	1948-49	Collier, Ervin (Florida A&M), DT.....	93	1995
Carey, Bob* (Michigan State), E.....	85	1958	Collins, Andre (Penn State), LB.....	52	1998
Carey, Ka'Deem (Arizona), RB.....	25	2014-16	Collins, Nate (Virginia), DT.....	93	2012-13
Carimi, Gabe (Wisconsin), T.....	72	2011-12	Collins, Todd (Michigan), QB.....	10	2010
Carl, Harland (Wisconsin), HB.....	41	1956	Colombo, Marc (Boston College), T.....	75	2002-05
Carlson, Jules "Zuck"* (Oregon St.), G.....	20	1929-36	Compton, Tom (South Dakota), OL.....	76	2017
Caroline, JC (Illinois), DB.....	25	1956-65	Colvin, Roosevelt (Purdue), LB.....	59	1999-2002
Carrier, Mark (USC), S.....	20	1990-96	Concannon, Jack* (Boston College), QB.....	11	1967-71
			Conkright, Bill* (Oklahoma), C.....	47	1937-38



CHICAGO BEARS ALL-TIME HONOR ROLL

Connor, George* (Notre Dame), T/LB	71, 81	1948-55	Dean, Fred (Texas Southern), G	63	1977
Conte, Chris (California), S	47	2011-14	DeCicco, Dom (Pittsburgh), LB	57, 58	2011-12
Conway, Curtis (USC), WR	80	1993-99	DeCorrevont, Bill* (Northwestern), HB	36	1948-49
Conzelman, Jim* (Washington), QB	1, 15	1920	DeLong, Steve* (Tennessee), DE	87	1972
Cook, Daimon (Bethune-Cookman), T	76	2001	Deloplain, Jack (Salem), RB	33	1979
Cook, Marv (Iowa), TE	86	1994	Demps, Quintin (UTEP), DB	21	2017
Cooke, Ed (Maryland), E	80	1958	Dempsey, Frank* (Florida), G	40, 62	1950-53
Cooper Sr., Marcus (Rutgers), DB	31	2017	Denney, Austin* (Tennessee), E	84	1967-69
Copeland, Ron* (UCLA), WR	36	1969	Denson, Autry (Notre Dame), RB	25	2001
Corbett, George* (Millikin), HB	5	1932-38	Dent, Richard (Tennessee St.), DE	95	1983-93; 95
Cornish, Frank (Grambling), DT	73	1966-70	DePaola, Andrew (Rutgers), LS	49	2017
Corzine, Lester* (Davis & Elkins), HB	**	1938	Devlin, Chris (Penn State), LB	50	1978
Costanzo, Blake (Lafayette), LB	52	2012-13	Dewveall, Willard* (SMU), E	88	1959-60
Cotton, Craig (Youngstown), TE	80	1973	Digris, Bernie* (Holy Cross), T	37	1943
Cousin, Terry (South Carolina), CB	21, 24	1997-99	Dimancheff, Boris "Babe"* (Purdue), HB	41	1952
Covert, Jim (Pittsburgh), T	74	1983-90	Ditka, Mike (Pittsburgh), TE	89	1961-66
Cowan, Les* (McMurry), T	89	1951	Dixon, Ahmad (Baylor), S	36	2014
Coward, Rashaad (Old Dominion), DL	69	2017	Dodd, Al* (NW Louisiana), DB	23	1967
Cowsette, Delbert (Maryland), DT	73	2006	Doehring, John "Bull"* , FB	11, 27	1932-37
Cox, Bryan (W. Illinois), LB	52	1996-97	Doerger, Jerry (Wisconsin), T	72	1982
Cox, Ron (Fresno State), LB	54	1990-95, '97	Dogins, Kevin (Texas A&M-K'ville), C	73	2001-02
Crawford, Fred* (Duke), T	14	1934-35	Donchez, Tom (Penn State), RB	36	1975
Crawford, James* (Illinois), G	27	1925	Dooley, Jim* (Miami-FL), E	43 52-54; 56-57; 59-62	
Croft, Abe* (SMU), E	12	1944-45	Dorsey, Quinn (Oregon), DE	90	2004
Croftcheck, Don (Indiana), G	61	1967	Dottley, John (Mississippi), FB	34	1951-53
Cross, Bob* (Stephen F. Austin), T	76	1952-53	Douglas, Merrill (Utah), FB	36	1958-60
Culpepper, Brad (Florida), DT	76	2000	Douglass, Bobby (Kansas), QB	10	1969-75
Culver, Alvin* (Notre Dame), T	27, 70	1932	Douglass, Maurice (Kentucky), DB	36, 37	1986-94
Cunningham, Benny (Middle Tennessee), RB	30	2017	Douthitt, Earl (Iowa), S	43	1975
Cunningham, Harold* (Ohio State), E	14	1929	Dowden, Corey (Tulane), CB	20	1997
Curchin, Jeff* (Florida State), T	70	1970-71	Draft, Chris (Stanford), LB	96	1998
Currie, Alease (Clemson), WR	17	2006	Dragos, Scott (Boston College), FB/TE	45	2000-01
Cutler, Jay (Vanderbilt), QB	6	2009-16	Draughn, Shaun (North Carolina), RB	38	2014
			Dreher, Ferd* (Denver), E	20	1938
			Dressen, Charley*, QB	5	1920
D	#	Years	Drews, Ted* (Princeton), E	20, 80	1928
Daffer, Terrell "Ted"* (Tennessee), E	64	1954	Dreyer, Wally* (Wisconsin), HB	3, 8	1949
Damore, John (Northwestern), C	50	1957-59	Driscoll, Paddy* (Northwestern), HB	1, 20	1920; 26-29
Daniell, Jim* (Ohio State), T	99	1945	Drulis, Chuck* (Temple), G	14, 21	1942, 45-50
Daniels, Dick (Pacific-Oregon), S	23	1969-70	Drury, Lyle* (St. Louis), E	23	1930-31
Daniels, Phillip (Georgia), DE	93	2000-03	Drzewiecki, Ron* (Marquette), HB	21	1955; 57
Davis, Art* (Alabama State), T	70, 78	1953-54	Duarte, George (N Arizona), CB	30	1987
Davis, Chauncey (Florida State), DE	94	2011	Ducasce, Vladimir (Massachusetts), G	62	2015
Davis, Fred* (Alabama), T	24	1946-51	Duerson, Dave* (Notre Dame), S	22	1983-89
Davis, Harper (Miss. St.), HB	19	1950	Dugger, Jack* (Ohio State), E	12	1949
Davis, Jason (Illinois), FB	43	2008	Dulaney, Mike (North Carolina), RB	38	1997
Davis, John (Emporia State), TE	82	2001-02	Dunlap, Bob* (Oklahoma), QB	30	1935
Davis, John (Missouri), DB	47	1970	Dunn, Brandon (Louisville), DT	98	2014-15
Davis, Kellen (Michigan State), TE	87	2008-12	Dunsmore, Pat (Drake), TE	91	1983-84
Davis, Rashied (San Jose St.), CB/WR	21, 81	2005-10	Duvic, John (Northwestern), K	10	1987
Davis, Rob (Shippensburg - PA), DT/LS	91	1996	Dvoracek, Dusty (Oklahoma), DT	98	2007-08
Davis, Roger (Syracuse), G	60	1960-63	Dyko, Chris* (Washington St.), T	68	1989
Davis, Russell (North Carolina), DE	95	1999			
Davis, Wendell (LSU), WR	82	1988-93			
de la Puente, Brian (California), C/G	64	2014			



E	#	Years
Earl, Robin (Washington), RB/TE.....	39, 81	1977-82
Ecker, Ed* (John Carroll), T.....	22	1947
Edinger, Paul (Michigan State), K.....	2	2000-04
Edison, Cornelius (Portland State), OL.....	60	2016
Edwards, Brian (East Tenn. St.), RB.....	38	2000
Edwards, Cid (Tennessee State), RB.....	37	1975
Edwards, Lavar (LSU), DL.....	76	2015
Edwards, Marc (Notre Dame), FB.....	49	2005
Edwards, Steve (Central Florida), T.....	79	2002-05
Eilers, Pat (Notre Dame), S.....	25, 37	1995
Eldridge, Brody (Oklahoma), TE.....	88	2012
Elliott, Jamin (Delaware), WR.....	87	2002
Ellis, Allan* (UCLA), CB.....	48	73-77; 79-80
Elmes, Leland* (Bradley), QB.....	10, 11	1929
Ely, Harold* (Iowa), G.....	11	1932
Ely, Larry (Iowa), LB.....	54	1975
Enderle, Nathan (Idaho), QB.....	10	2011
Engelbretsen, Paul* (Northwestern), G.....	21	1932
Englund, Harry*, E.....	15	1920-23
Engram, Bobby (Penn State), WR.....	81	1996-2000
Enis, Curtis (Penn State), RB.....	39, 44	1998-2000
Epps, Tory* (Memphis State), DT.....	65	1993-94
Erickson, Craig (Miami-Fla.), QB.....	19	1999
Erickson, Harold* (Wash. & Jeff.), HB.....	26	1925
Evans, Earl* (Harvard), T.....	19, 44	1926-29
Evans, Fred* (Notre Dame), HB.....	11	1948
Evans, Vince (USC), QB.....	8	1977-83
Everett, Tyler (Ohio State), S.....	22	2006
Evey, Dick* (Tennessee), T.....	79	1964-69

F	#	Years
Fabulujie, Tayo (TCU), T.....	73	2015
Fada, Rob (Pittsburgh), G.....	92	1983-84
Fain, Richard (Florida), CB.....	24	1992
Fales, David (San Jose State), QB.....	12, 9	2014-16
Falkenberg, Herb* (Trinity), FB.....	30	1952
Famiglietti, Gary* (Boston U.), FB.....	2	1938-45
Fanning, Stan* (Idaho), T.....	65	1960-62
Farmer, George (UCLA), WR.....	43	1970-75
Farrington, John* (Prairie View), E.....	84	1960-63
Farris, Tom* (Wisconsin), QB.....	36	1946-47
Faulkerson, Mike (North Carolina), FB.....	38	1995-96
Feathers, Beattie* (Tennessee), HB.....	48	1934-37
Febel, Fritz* (Purdue), G.....	28	1935
Federovich, John* (Davis & Elkins), T.....	34	1941-42
Feely, Jay (Michigan), K.....	4	2014
Feichtinger, Andy*, E.....	11	1920-21
Fencik, Gary (Yale), S.....	45	1976-87
Fenimore, Bob* (Oklahoma AGM), HB.....	55	1947
Ferguson, Ego (LSU), DT.....	95	2014-15
Ferguson, JB, T.....	**	1932
Ferguson, Jim (South Carolina), C/LB.....	58	1969

Fetz, Gus*, FB.....	10	1923
Fiammetta, Tony (Syracuse), FB.....	43	2013-14
Figner, George "Bunny" (Colorado), HB.....	21	1953
Finzer, Dave (DePauw), P.....	15	1984
Fisher, Bob (SMU), TE.....	85	1980-81
Fisher, Jeff (USC), CB.....	24	1981-84
Fitzgerald, Greg (Iowa), DT.....	96	1987
Flaherty, Pat* (Princeton), E.....	15	1923
Flanagan, Dick* (Ohio State), G.....	9	1948-49
Flanagan, Latham* (Carnegie Tech), E.....	19	1931
Flanigan, Jim (Notre Dame), DT.....	68, 99	1994-2000
Fleckenstein, Bill* (Iowa), G.....	15	1925-30
Floyd, Bobby Jack (TCU), FB.....	30	1953
Floyd, Leonard (Georgia), LB.....	94	2016-17
Flutie, Doug (Boston College), QB.....	2	1986
Fontenot, Al (Baylor), DE.....	96	1993-96
Fontenot, Jerry (Texas A&M), G.....	67	1989-96
Forbes, Marlon (Penn State), S.....	46	1996-98
Ford, Carl (Toledo), WR.....	19	2005
Ford, Charlie (Houston), CB.....	32	1971-73
Ford, Michael (LSU), RB.....	32	2013
Fordham, Jim* (Georgia), FB.....	3	1944-45
Forrest, Tom* (Cincinnati), G.....	62	1974
Forsey, Brock (Boise State), RB.....	44	2003
Forte, Aldo* (Montana State), G.....	23	1939-42
Forté, Matt (Tulane), RB.....	22	2008-15
Fortmann, Dan* (Colgate), G.....	21	1936-43
Fortunato, Joe (Mississippi State), LB.....	31	1955-66
Francis, Sam* (Nebraska), FB.....	38	1937-38
Franklin, Jerry (Arkansas), LB.....	59	2012-13
Franklin, Paul* (Franklin), E.....	9	1930-34
Frazier, Leslie (Alcorn State), CB.....	21	1981-85
Frederick, Andy (New Mexico), T.....	71, 72	1983-85
Freeman, Jerrell (Mary Hardin-Baylor), LB.....	50	2016-17
Frey, Isaiah (Nevada), CB.....	31	2013-14
Friedman, Lennie (Duke), G.....	62	2005
Frump, Milton* (Ohio Wesleyan), G.....	17	1930
Fuller, Kyle (Virginia Tech), CB.....	23	2014-17
Fuller, Steve (Clemson), QB.....	4	1984-86
Furrer, Will (Virginia Tech), QB.....	2	1992

G	#	Years
Gafford, Thomas (Houston), LS.....	43	2015
Gage, Justin (Missouri), WR.....	87, 12	2003-06
Gagnon, Dave (Ferris State), RB.....	21	1974
Gaines, Michael (Central Florida), TE.....	85	2009
Gaines, Wentford (Cincinnati), CB.....	36	1978-80
Galimore, Willie* (Florida AGM), HB.....	28	1957-63
Gallagher, Dave (Michigan), DE.....	76	1974
Gallarneau, Hugh* (Stanford), HB.....	8	1941-42; 45-47
Gandy, Mike (Notre Dame), G.....	69	2002-04
Garay, Antonio (Boston College), DT.....	90	2006-07
Gardner, Gilbert (Purdue), LB.....	59	2008
Gardocki, Chris (Clemson), P/K.....	17	1991-94



H	#	Years
Haddon, Aldous* (Wash. & Jeff.), B	28	1928
Haines, Kris (Notre Dame), WR	83	1979-81
Halas, George* (Illinois), E	7	1920-29
Hale, Dave (Ottawa), DE	75	1969-73
Hall, Deiondre* (Northern Iowa), DB	32	2016-17
Hall, Lemanski (Alabama), LB	53	1998
Hallock, Ty (Michigan State), FB	49, 94	1998-99
Haluska, Jim (Wisconsin), HB	11	1956
Hamilton, Marcus (Virginia), CB	24	2008
Hamity, Lewis* (Chicago), HB	3	1941
Hamlin, Gene (Western Michigan), C	50	1971
Hammond, Henry* (Southwestern), E	15	1937
Hampton, Dan (Arkansas), DE/DT	99	1979-90
Hanie, Caleb (Colorado State), QB	12	2008-11
Hanke, Carl* (Minnesota), G	5	1922
Hanny, Frank* (Indiana), E	19	1922-26
Hansen, Wayne* (Texas Western), C	14, 51	1950-59
Harbaugh, Jim (Michigan), QB	4, 14	1987-93
Hardy, Cliff (Michigan State), CB	17	1971
Hardy, John (California), DB	38	1991
Harley, Charles "Chic" (Ohio State), RB	**	1921
Harmon, Ronnie (Iowa), RB	22	1997
Harper, LaSalle (Arkansas), LB	54	1989
Harper, Roland (Louisiana Tech), RB	35	75-78; 80-82
Harris, Al (Arizona State), DE	90	1979-84; 86-87
Harris, Chris (Louisiana-Monroe), S	46	2005-06; 10-11
Harris, Chuck (West Virginia), T	75	1987
Harris, Frank (NC State), RB	36	1987
Harris, Raymont (Ohio State), RB	29	1994-97
Harris, Richard* (Grambling), DE	84	1974-75
Harris, Sean (Arizona), LB	55	1995-2000
Harris, Tormmie (Oklahoma), DT	91	2004-10
Harris, Walt (Mississippi State), CB	27	1996-2001
Harris, Willie (Mississippi State), WR	86	1993
Harrison, Jim (Missouri), RB	35	1971-74
Harrison, Marcus (Arkansas), DT	94, 99	2008-10



HISTORY



CHICAGO BEARS ALL-TIME HONOR ROLL

Ivlow, John (Colorado State), RB	46	1993
Iwuh, Brian (Colorado), LB	52	2010-11

J	#	Years
Jackson, Bobby* (Alabama), HB	20	1961
Jackson, Eddie (Alabama), DB	39	2017
Jackson, Jack (Florida), WR	88	1995-96
Jackson, John (USC), WR	82	1996
Jackson, Noah (Tampa), G	65	1975-83
Jackson, Randy (Florida), T	65	1967-74
Jackson, Vestee (Washington), CB	24	1986-90
Jaeger, Jeff (Washington), K	1	1996-99
Jagade, Chick* (Indiana), FB	30	1954-55
James, Dan* (Ohio State), T	74	1967
Janata, John (Illinois), T	72	1983
Janet, Ernie (Washington), G	64	1972-74
January, Mike (Texas), LB	94	1987
Jarmoluk, Mike* (Temple), T	25	1946-47
Jecha, Ralph (Northwestern), G	69	1955
Jeffery, Alshon (South Carolina), WR	17	2012-16
Jeffries, Eric (Texas), CB	24, 31	1987
Jencks, Robert* (Miami, OH), E	80	1963-64
Jenkins, Corey (South Carolina), LB	53	2004
Jenkins, Jarvis (Clemson), DL	96	2015
Jenkins, John (Georgia), OL	73	2017
Jennings, Keith (Clemson), TE	85	1991-97
Jennings, Tim (Georgia), CB	26	2010-14
Jensvold, Leo* (Iowa), QB	10	1931
Jeter, Bob (Iowa), CB	29	1971-73
Jeter, Perry (California Poly Tech), RB	21	1956-57
Jewett, Bob (Michigan State), E	86	1958
Jiggetts, Dan (Harvard), T	62	1976-82
Jimoh, Ade (Utah State), CB	35	2007
Joe, Leon (Maryland), LB	53	2004-06
Joesting, Herb* (Minnesota), FB	33	1931-32
Johnson, Albert* (Kentucky), FB	3	1938
Johnson, Anthony (Notre Dame), RB	25	1995
Johnson, Bill* (SMU), G	33	1946-47
Johnson, Brent (Tenn.-Chattanooga), C/G	53	1987
Johnson, Bryan (Boise State), FB	47	2004-05
Johnson, Clyde (Kansas State), DB	35	1997
Johnson, Greg (Florida State), DT	78	1977
Johnson, Herman (LSU), G	67	2010
Johnson, Jack (Miami-FL), B	49	1957-59
Johnson, John (Indiana), T	76	1963-68
Johnson, Keshon (Arizona), CB	25, 37	1993-95
Johnson, Leo* (Millikin), HB	8	1920
Johnson, Leon (North Carolina), RB	32	2001-02
Johnson, Oscar*, (Vermont), FB	1, 10	1924
Johnson, Pete (VMI), B	20	1959
Johnson, Robert (Auburn), TE	82	2003
Johnson, Tank (Washington), DT	99	2004-06
Johnson, Todd (Florida), S	32, 35	2003-06
Johnson, Troy (Oklahoma), LB	92	

1988-89 Johnson, Will (NE Louisiana), LB ..	89, 93	1987
Johnsos, Luke* (Northwestern), E	24	1929-36
Jones, Bob (San Diego State), E	43	1967
Jones, Christian (Florida State), LB	59, 52	2014-17
Jones, Dante (Oklahoma), LB	53	1988-94
Jones, Daryl (Miami-FL), WR	82	2004
Jones, Edgar* (Pittsburgh), HB	27, 37	1945
Jones, Greg (Colorado), LB	55	2001
Jones, Howard (Shepherd), LB	57	2017
Jones, Jeremy (Wayne State), S	46	2012
Jones, Jermaine (Northwestern St.), CB	26	1999
Jones, Jerry* (Notre Dame), G	12	1920-21
Jones, Jimmy (Wisconsin), E	80	1965-67
Jones, Kevin (Virginia Tech), RB	27	2008-09
Jones, Stan* (Maryland), T	78	1954-65
Jones, Thomas (Virginia), RB	20	2004-06
Jones-Quartey, Harold (Findlay), S	29	2015-16
Joyce, Eric (Tennessee State), DB	38	2002
Jordan, Donald (Houston), RB	49	1984
Joseph, Dwayne (Syracuse), CB	32	1995-96
Juenger, Dave (Ohio U.), WR	38	1973
June, Cato (Michigan), LB	59	2009
Jurkovic, Mirko* (Notre Dame), G	64	1992

K	#	Years
Karr, William* (West Virginia), E	22	1933-38
Karras, Ted* (Indiana), G	67	1960-64
Karwales, Jack* (Michigan), E	33	1946-47
Kashama, Alain (Michigan), DE	94	2004
Kassel, Chuck* (Illinois), E	24	1927
Kavanaugh, Ken* (LSU), E	51	40-41; 45-50
Kawal, Ed* (Illinois), C	19, 27	1931-36
Keane, Jim* (Iowa State), E	20	1946-51
Keefe, Jerry* (Notre Dame), G	**	1920
Kelly, Elmo* (Wichita), E	76	1944
Kelly, Jim (Tennessee State), TE	88	1974
Kendricks, Jim* (Texas A&M), T	6, 26	1924
Kennedy, Jimmy (Penn State), DT	72	2007
Kennison, Eddie (LSU), WR	82	2000
Keriasotis, Nick* (St. Ambrose), G	19	1942-44
Keyes, Marcus (North Alabama), DT	73	1996-97
Keys, Tyrone (Mississippi St.), DE	98	1983-85
Kiesling, Walter* (St. Thomas), G	25	1934
Kilcullen, Bob (Texas Tech), T	74	1957-65
Kilgore, Jon (Auburn), P	80	1968
Kindt, Don* (Wisconsin), HB	6, 81	1947-55
Kindt, Don Jr. (Wis-LaCrosse), TE	81	1987
King, Ralph* (Chicago), T	2	1925
Kinney, Steve (Utah State), T	63	1973-74
Kirk, Ken* (Mississippi), C	53	1960
Kissell, Adolph* (Boston College), FB	18	1942
Kittner, Kurt (Illinois), QB	15	2005
Klawitter, Dick* (S. Dakota State), C	54	1956-57
Klein, Richard* (Iowa), T	79	1958-59



Knapczyk, Ken (Northern Iowa), WR	88	1987
Knight, Bryan (Pittsburgh), LB	90	2002-03
Knop, Oscar* (Illinois), FB	11	1923-28
Knox, Bill (Purdue), DB	31	1974-76
Knox, Johnny (Abilene Christian), WR/KR	13	2009-12
Knox, Ron* (UCLA), QB	18	1957
Koehler, Robert* (Northwestern), FB	3	1920-21
Kolman, Ed* (Temple), T	29	1940-44
Komar, Max (Idaho), WR	83	2011
Konovsky, Bob* (Wisconsin), G	58	1960
Kopcha, Joe* (Chattanooga), G	29	1929-35
Kortas, Kenneth (Louisville), T	70	1969
Kosins, Gary (Dayton), RB	33	1972-74
Kozlowski, Glen (BYU), WR	88	1987-92
Kramer, Erik (NC State), QB	12	1994-98
Kreamcheck, John* (Wm. & Mary), T	58	1953-55
Kreitling, Rich (Illinois), E	82	1964
Krenk, Mitch (Nebraska), TE	89	1984
Krenzler, Craig (Ohio State), QB	16	2004
Kreutz, Olin (Washington), C	57	1998-2010
Krieg, Dave (Milton College - WI), QB	17	1996
Kriewald, Doug (West Texas State), G	60	1967-68
Krumm, Todd (Michigan State), S	44	1988
Kuechenberg, Rudy (Indiana), LB	59	1967-69
Kunz, Lee (Nebraska), LB	57	1979-81
Kurek, Ralph (Wisconsin), FB	32	1965-70
Kush, Eric (California, Pa.), OL	64	2016
Kwiatkowski, Nick (West Virginia), LB	44	2016-17

L	#	Years
Lacina, Corbin (Augustana), G	63	2003
Lacy, Bo (Arkansas), G	69	2004
LaFavor, Tron (Florida), DT	73	2003
LaFleur, Joe* (Marquette), FB	2	1922-24
LaForest, W*., FB	**	1920
Lahar, Harold* (Oklahoma), G	12	1941;1945
Lamb, Walter* (Oklahoma), E	12	1946
Landry, Greg (Massachusetts), QB	11	1984
Lane, Austen (Murray State), DE	73	2014
Langford, Jeremy (Michigan State), RB	33	2015-16
Lanning, Spencer (South Carolina), P	4	2015
Lanum, R. "Jake"* (Ill & Millikin), QB	1	1920-24
LaRocque, Joey (Oregon State), LB	90	2008
Larson, Fred* (Notre Dame), C	14, 17	1922
Larson, Ted (N.C. State), OL	62	2016
Lashar, Tim (Oklahoma), K	16	1987
Lasike, Paul (BYU), FB	47	2016
Lasker, Greg (Arkansas), S	31	1988
Latta, Greg* (Morgan State), TE	88	1975-80
Lattimore, Dede (South Florida), LB	96	2014
Lawler, Allen* (Texas), HB	33	1948
Lawson, Roger (W. Michigan), RB	36	1972-73
Layne, Bobby* (Texas), QB	22	1948
Leahy, Bernie* (Notre Dame), HB	6	1932

LeBlanc, Cre'Von (Florida Atlantic), DB	22	2016-17
Leclerc, Roger (Trinity), K/LB	54, 83	1960-66
Le Bel, Harper (Colorado State), LS	88	1997
Lee, Buddy (LSU), QB	14	1971
Lee, Cameron (Illinois State), OL	63	2017
Lee, Herman* (Florida A&M), T	70	1958-66
Lee, Khari (Bowling Green), TE	82	2015
Lee, Shawn* (North Alabama), DE	76	1998
Leeuwenburg, Jay (Colorado), G	58	1992-95
Leeuwenburg, Rich (Stanford), T	57	1965
Leggett, Earl* (LSU), T	71	1957-65
Lemon, Clifford* (Centre), T	9	1926
Leno, Jr., Charles (Boise State), T	72	2014-17
Leonard, James* (Colgate), T	**	1924
Lesane, James* (Virginia), HB	49	1952-53
Lewis, Darren (Texas A&M), RB	33	1991-93
Lewis, Nate (Oregon Tech), WR	82	1994-95
Lewis, Scotty (Baylor), DT	79	1995
Lick, Dennis (Wisconsin), T	70	1976-81
Lincoln, Jeremy (Tennessee), CB	39	1992-95
Line, Bill (SMU), DT	67	1972
Lintzenich, Joseph* (St. Louis), FB	7	1930-31
Lipscomb, Paul* (Tennessee), T	74	1954
Lisch, Rusty (Notre Dame), QB	12	1984
Littleton, Jody (Baylor), LS	63	2002
Livers, Virgil (W. Kentucky), CB	24	1975-79
Livingston, Andy (Phoenix JC), B	48	1964-65
Livingston, Howie* (Fullerton JC), DB	48	1953
Lloyd, Brandon (Illinois), WR	80	2008
Logan, James (Indiana), G	20, 37	1942-43
Long, Harvey* (Detroit), T	27	1929
Long, Joe (Wayne State), T	76	2013
Long, Kyle (Oregon), G	75	2013-17
Long, Johnny* (Colgate), QB	33	1944-45
Lott, Andre (Tennessee), DB	26	2006
Louis, Lance (San Diego State), G	60	2009-12
Louis-Jean, Al (Boston College), CB	39	2014
Lowe, Lloyd (North Texas State), HB	28	1953-54
Lowery, Michael (Mississippi), LB	53	1996-97
Luckman, Sid* (Columbia), QB/P/DB	42	1939-50
Lujack, Johnny (Notre Dame), QB	32	1948-51
Lundy, Dennis (Northwestern), RB	43	1995
Lusby, Vaughn (Arkansas), CB	29	1980
Lyle, Garry (G. Washington), CB	44	1968-74
Lyman, Dustin (Wake Forest), TE	89	2000-04
Lyman, Roy "Link"* (Neb.), T	2, 11, 12, 14, 77	26-28;30-31;33-34
Lynch, Lorenzo (Cal St.-Sac.), DB	43	1987-89
Lyon, George* (Kansas State), T	17	1929

M	#	Years
MacLeod, Robert* (Dartmouth), HB	5	1939-40
Macon, Ed* (College of Pacific), HB	25	1952-53
MacWherter, Kile* (Bethany), FB	14	1920



CHICAGO BEARS ALL-TIME HONOR ROLL

Magnani, Dante* (St. Mary's), HB.....	3, 4, 8	1943; 46; 49	McAfee, George* (Duke), HB/DB.....	5, 33	1940-41; 45-50
Maillard, Ralph* (Creighton), T.....	23	1929	McBride, Tre (William & Mary), WR.....	18	2017
Malone, Charles* (Texas A&M), E.....	25	1933	McBride, Trumaine (Mississippi), CB.....	26	2007-09
Manders, Jack* (Minnesota), HB.....	10	1933-40	McCants, Matt (UAB), OL.....	68	2016
Maneri, Steve (Temple), TE.....	87	2013	McClellin, Shea (Boise State), DE.....	99, 50	2012-15
Maness, James (TCU), WR.....	81	1985	McClendon, Willie (Georgia), RB.....	37	1979-82
Mangum, John (Alabama), S.....	26	1990-98	McClover, Darrell (Miami-FL), LB.....	58, 98	2006-09
Maniaci, Joe* (Fordham), RB.....	11	1938-41	McColl, Bill (Stanford), E.....	83	1952-59
Mannely, Patrick (Duke), T/L.....	65	1998-2013	McCown, Josh (Sam Houston St.), QB.....	15, 12	2011-13
Manning, Danieal (Abilene Christian), S/KR.....	38	2006-10	McCray, Bruce (W Illinois), CB.....	31	1987
Manning, Pete (Wake Forest), E.....	86	1960-61	McCray, Danny (LSU), S.....	29	2014
Manning, Terrell (NC State), LB.....	53	2014	McDonald, Lester* (Nebraska), E.....	76	1937-39
Manning, Jr., Ricky (UCLA), CB.....	24	2006-07	McDonald, Rico (Pittsburgh), LB.....	54	1998-99
Manske, Edgar "Eggs" (Northwestern), E.....	7, 17	1937-40	McElroy, Ray (Eastern Illinois), S.....	47	2000
Manumaleuna, Brandon (Arizona), TE.....	86	2010	McElwain, Bill* (Northwestern), HB.....	29	1925
Marconi, Joe* (West Virginia), FB.....	34	1962-66	McEnulty, Doug* (Wichita), FB.....	29	1943-44
Mare, Olindo (Syracuse), K.....	10	2012	McGee, Richmond (Texas), P.....	10	2009
Margarita, Bob* (Brown), HB.....	44	1944-46	McGee, Tony (Bishop College), DE.....	71	1971-73
Margerum, Ken (Stanford), WR.....	82, 89	81-83; 85-86	McGowan, Brandon (Maine), S.....	36	2005-08
Mariani, Marc (Montana), WR/KR.....	80	2014-15	McGuire, Gene (Notre Dame), C.....	60	1993
Marshall, Alfonso (Miami-FL), CB.....	22	2004	McInerney, Sean (Frostburg State), DT.....	68	1987
Marshall, Anthony (LSU), DB.....	36	1994-97	McKenzie, Keith (Ball State), DT.....	95	2002
Marshall, Brandon (Central Florida).....	15	2012-14	McKie, Jason (Temple), FB.....	37	2003-09
Marshall, Wilber (Florida), LB.....	58	1984-87	McKinnely, Phil (UCLA), T.....	67	1982
Marten, James (Boston College), T.....	72	2009	McKinney, Bill (West Texas), LB.....	54	1972
Martin, Bill (Georgia Tech), E.....	22, 85	1964-65	McKinnon, Dennis (Florida State), WR.....	85	83-85; 87-89
Martin, Billy* (Minnesota), HB.....	22	1962-64	McLean, Ray "Scooter"* (St. Anselm), HB/K.....	57	1940-47
Martin, Chris (Northwestern), CB.....	25	1996	McMahon, Jim (BYU), QB.....	9	1982-88
Martin, Dave (Notre Dame), LB.....	53	1969	McManis, Sherrick (Northwestern), CB.....	27	2012-17
Martin, Derrick (Wyoming), CB.....	39	2013	McMichael, Steve (Texas), DT.....	76	1981-93
Martin, Frank* (Alabama), HB.....	33	1941	McMillen, Jim* (Illinois), G.....	22	1924-29
Martin, Sherrod (Troy), S.....	36	2015	McMillon, Todd (N. Arizona), CB.....	26	2000-04
Martinovich, Phil* (Coll. of Pacific), G.....	19, 66	1940	McMullen, Daniel* (Nebraska), G.....	21	1930-31
Maslowski, Matt (San Diego U.), WR.....	46, 82	1972	McMurtry, Greg (Michigan), WR.....	88	1994
Mass, Wayne (Clemson), OT.....	74	1968-70	McNown, Cade (UCLA), QB.....	8	1999-2000
Massey, Chris (Marshall), LS.....	45	2011	McPhee, Pernell (Mississippi State), LB.....	92	2015-17
Massie, Bobby (Mississippi), OL.....	70	2016-17	McPherson, Forrest* (Nebraska), G.....	25	1935
Masters, Bob* (Baylor), FB.....	37	1943-44	McQuarters, R.W. (Oklahoma St.), CB.....	21	2000-04
Masterson, Bernie* (Nebraska), QB.....	33	1934-40	McRae, Bennie* (Michigan), DB.....	26	1962-70
Masterson, Forest (Iowa), C.....	15	1945	McRae, Franklin (Tenn. State), DT.....	58	1967
Mastrogany, Gus* (Iowa), E.....	29	1931	Meadows, Ed* (Duke), E.....	76, 86	1954-56
Matheson, Jack* (W. Michigan), E.....	41	1947	Mellekas, John* (Arizona), T/C.....	76	1956-61
Mattes, Ron (Virginia), T.....	75	1991	Melton, Henry (Texas), DE.....	69	2010-13
Matthews, Shane (Florida), QB.....	9	1993-96; 99-01	Meredith, Cameron (Illinois State), WR.....	81	2015-16
Mattson, Riley (Oregon), T.....	75	1965	Meriweather, Brandon (Miami), S.....	31	2011
Matuza, Al* (Georgetown), C.....	15	1941-44	Merkel, Monte* (Kansas), LB.....	13	1942-43
Maumalanga, Chris (Kansas), DT.....	72	1997	Merrill, Mark (Minnesota), G.....	50	1979
Maxey, Marcus (Miami-FL), CB.....	27	2006	Merrill, Than (Yale), S.....	22	2001
May, Chester*, G.....	19	1920	Merritt, Ahmad (Wisconsin), WR.....	81	2001-03
May, Walter O. "Red"*, G.....	19	1920	Metcalf, Terrence (Mississippi), T/G.....	60	2002-08
Mayes, Alonzo (Oklahoma State), TE.....	85	1998-2000	Meyers, Denny* (Iowa), T.....	33	1931
Mayes, Rufus* (Ohio State), T.....	71	1969	Meyers, Jerry* (N Illinois), DL.....	74	1976-79
Maynard, Brad (Ball State), P.....	4	2001-10	Michaels, Edward* (Villanova), G.....	18	1936
Maznicki, Frank* (Boston College), HB.....	4	1942; 46	Mihal, Joe* (Purdue), T.....	27	1940-41

Milburn, Glyn (Stanford), RB/KR.....	24	1998-2001
Miller, Charles "Ookie"* (Purdue), C.....	76	1932-37
Miller, Fred (Baylor), T.....	69	2005-08
Miller, Jim (Michigan State), QB.....	15	1998-2002
Miller, Jordan (Southern), DT.....	96	2011
Miller, Milford* (Chadron), T.....	26, 76	1932
Miller, Zach (Nebraska-Omaha).....	86	2015-17
Mills, Jordan (Louisiana Tech), T.....	67	2013-14
Milner, Bill* (Duke), G.....	38	1947-49
Milton, Eldridge (Clemson), LB.....	57	1987
Mines, Fontel (Virginia), TE.....	89	2007
Miniefield, Kevin (Arizona State), CB.....	24	1993-96
Minini, Frank (San Jose State), HB.....	44	1947-49
Minter, Barry (Tulsa), LB.....	92	1993-2000
Minter, Zach (Montana State), DT.....	96	2013
Mintun, John F. "Jake"* (C.....	20	1920-21
Mirer, Rick (Notre Dame), QB.....	13	1997
Mitchell, Charley* (Tulsa), HB.....	37	1945
Mitchell, Qasim (No. Car. AGT), T.....	72	2003-05
Mitchell, Terrance (Oregon), CB.....	20	2014-15
Mizzell, Taquon (Virginia), RB.....	33	2017
Mohardt, John* (Notre Dame), HB.....	26	1925
Molesworth, Keith* (Monmouth), HB.....	4	1931-37
Montgomery, Randy (Weber State), CB.....	27	1974
Montgomery, Ross (TCU), FB.....	22	1969-70
Montgomery, Will (Virginia Tech), C.....	64	2015
Mooney, Jim* (Georgetown), E.....	18	1935
Mooney, Tip* (Abilene Christian), HB.....	4	1944-46
Moore, Albert* (Northwestern), QB.....	8	1932
Moore, Damon (Ohio State), SS.....	37	2002
Moore, D.J. (Vanderbilt), CB.....	30	2009-12
Moore, Jerry (Arkansas), S.....	18	1971-72
Moore, Joe (Missouri), RB.....	49	1971-72
Moore, Joshua (Kansas State), CB.....	31	2010
Moore, McNeil (Sam Houston), HB.....	29	1954-56
Moore, Rocco (Western Michigan), G.....	71	1980
Moorehead, Emery (Colorado), TE.....	43, 87	1981-88
Moreno, Moses (Colorado State), QB.....	4	1998
Morgan, Anthony (Tennessee), WR.....	81	1991-93
Morgan, Josh (Virginia Tech), WR.....	19	2014
Morgan, Mike (Wisconsin), RB.....	29	1978
Morris, Byron "Bam" (Texas Tech), RB.....	33	1998
Morris, Frank* (Boston U.), HB.....	11	1942
Morris, Johnny (Santa Barbara), FL.....	47	1958-67
Morris, Jon (Holy Cross), C.....	63	1978
Morris, Larry* (Georgia Tech), LB.....	33	1959-65
Morris, Ray (UTEP), LB.....	92	1987
Morris, Ron (SMU), WR.....	84	1987-92
Morrison, Fred "Curley" (Ohio State), FB/P.....	15	1950-53
Morrissey, Jim (Michigan State), LB.....	51	1985-93
Morton, John* (Missouri), HB.....	36	1945
Moser, Robert* (Pacific), C.....	55	1951-53
Mosley, Anthony (Fresno State), RB.....	46	1987
Mosley, Henry* (Morris Brown), HB.....	49, 90	1955

Mostert, Raheem (Purdue), RB.....	25	2016
Mucha, Charles (Washington), G.....	**	1935
Mucha, Rudy* (Washington), G.....	16	1945-46
Muckensturm, Jerry (Arkansas St.), LB.....	58	1976-80; 82-83
Mudd, Howard (Hillsdale), G.....	68	1969-70
Muhammad, Muhsin (Michigan St.), WR.....	87	2005-07
Mullen, Verne* (Illinois), E.....	15, 21	1923-25
Mulligan, Matthew (Maine), TE.....	85	2014
Mullins, Don R. (Houston), HB.....	40	1961-62
Mullins, Noah* (Kentucky), HB.....	10	1946-49
Mundee, Fred* (Notre Dame), C.....	20, 36	1943-45
Mundy, Ryan (West Virginia), S.....	21	2014
Murray, Richard* (Marquette), T.....	18	1924
Murry, Don* (Wisconsin), T.....	18	1924-31
Musso, George* (Millikin), G.....	16	1933-44
Musso, Johnny (Alabama), RB.....	22	1975-77
Muster, Brad (Stanford), FB.....	25	1988-92
Myslinski, Tom (Tennessee), OL.....	69	1993-94

N	#	Years
Nagurski, Bronko* (Minnesota), FB/T.....	3, 16	1930-37; 43
Neacy, Clement* (Colgate), E.....	80	1927
Neal, Dan (Kentucky), C.....	52	1975-83
Neal, Ed* (LSU), G.....	58	1951
Neck, Tommy* (LSU), HB.....	48	1962
Neely, Bobby (Virginia), TE.....	87	1996
Negus, Fred* (Wisconsin), C.....	18	1950
Neldert, John (Louisville), LB.....	63	1970
Nelson, Everett* (Illinois), T.....	17	1929
Nesbitt, Dick* (Drake), HB.....	2	1930-33
Newkirk, Robert (Michigan St.), DT.....	62	2000-01
Newsome, Billy (Grambling), DE.....	87	1977
Newton, Bob (Nebraska), G.....	78	1971-75
Nickla, Ed (Maryland), G.....	72	1959
Nielsen, Hans (Michigan State), K.....	6	1981
Nix, Kent (TCU), QB.....	16	1970-71
Nolan, Troy (Arizona State), S.....	43	2012
Nolting, Ray* (Cincinnati), HB.....	25, 33	1936-43
Norberg, Hank* (Stanford), E.....	16	1948
Nordquist, Mark (Pacific), G/C.....	63	1975-76
Nori, Reino* (DeKalb), HB.....	4	1938
Norman, Dick (Stanford), QB.....	12	1961
Norman, Tim (Illinois), G.....	67	1983
Norris, Jon (American Intl.), DE.....	98	1987
Norvell, Jay (Iowa), LB.....	91	1987
Novoselsky, Brent (Penn), TE.....	89	1988
Nowaskey, Bob* (G Washington), E.....	20	1940-42
Nugent, Mike (Ohio State), K.....	1	2017

O	#	Years
O'Bradovich, Ed (Illinois), DE.....	87	1962-71
O'Connell, JF* (Penn State), C.....	**	1924
O'Connell, Tom* (Illinois), QB.....	10	1953
O'Donnell, Patrick (Miami-FL), P.....	16	2014-17



CHICAGO BEARS ALL-TIME HONOR ROLL

O'Neill, Pat (Syracuse), P.....	8	1995	Perkins, Don* (Plattsville), FB.....	19	1945-46
O'Quinn, John* (Wake Forest), E.....	37	1950-51	Perrin, Lonnie (Illinois), RB	25	1979
O'Rourke, Charles* (Boston College), QB.....	48	1942	Perry, Senorise (Louisville), RB	32	2014
Oakley, Anthony (Western Kentucky), G	68	2006-07	Perry, Todd (Kentucky), G.....	75	1993-2000
Obee, Terry (Oregon), WR	83	1993-94	Perry, William "Refrigerator" (Clemson), DT	72	1985-93
Odum, Joe, (Purdue), LB	59	2003-05	Peter, Christian (Nebraska), DT.....	97	2002
Oech, Verne* (Minnesota), G	23	1936	Peterson, Adrian (Ga. Southern), RB	29	2002-09
Oelrich, John* (St. Ambrose), HB	7	1938	Peterson, Anthony (Notre Dame), LB	57	1997
Ogden, Ray (Alabama), TE	38	1969-71	Petitbon, Richie (Tulane), S	17	1959-68
Ogunleye, Adewale (Indiana), DE.....	93	2004-09	Petty, John* (Purdue), FB.....	10	1942
Okoye, Amobi (Louisville), DT	91	2011-12	Petty, Ross* (Illinois), G.....	17	1920
Ola, Michael (Hampton), T/G	70	2014	Phillips, Loyd (Arkansas), DE	86	1967-69
Oliver, Jack (Memphis State), T	71	1987	Phillips, Reggie (SMU), CB	21, 48	1985-87
Olsen, Greg (Miami-FL), TE	82	2007-10	Phipps, Mike (Purdue), QB	15	1977-81
Omaneh, Patrick (Michigan), G/T	65	2015	Piccolo, Brian* (Wake Forest), RB	41	1966-69
Omiyale, Frank (Tennessee Tech), G/T.....	68	2009-11	Pickens, Bob (Nebraska), T	70	1967-68
Ortego, Keith (McNeese St.), WR	89, 96	1985-87	Pickering, Clay (Maine), WR.....	86	1986
Orton, Kyle (Purdue), QB	18	2005-07	Pierson, Shurron (South Florida), DE	98	2004
Osborne, Jim (Southern), DT	68	1972-84	Pifferini, Bob (UCLA), LB	58	1972-75
Oshinowo, Babatunde (Stanford), DT.....	70	2007	Pilgrim, Evan (BYU), G.....	65	1995-97
Osmanski, Bill* (Holy Cross), FB	9	39-43;46-47	Pinder, Cyril (Illinois), RB.....	22	1971-72
Osmanski, Joe* (Holy Cross), FB	18	1946-49	Pippens, Jerrell (Nebraska), S.....	36	2004
Overhauser, Chad (UCLA), T.....	69	1998	Plank, Doug (Ohio State), S.....	46	1975-82
Owens, John (Notre Dame), TE.....	82	2004	Plasman, Dick* (Vanderbilt), E.....	14	1937-41; 44
Owens, Montell (Maine), FB.....	24	2014	Podlesh, Adam (Maryland), P	8	2011-13
Ozougwu, Cheta (Rice), DE	95	2012-13	Podmajersky, Paul* (Illinois), G	31	1944
P			Polisky, John* (Notre Dame), G	16, 27	1929
#			Polite, Lousaka (Pittsburgh), FB	39	2007
Years			Polk, Octus (Stephen F. Austin), G	69	1995-96
Pace, Orlando (Ohio State), T.....	76	2009	Pollock, Bill* (Penn. Military Acad.), HB.....	2	1935-36
Paea, Stephen (Oregon State), DT	92	2011-14	Pool, Hampton* (Stanford), E.....	76	1940-43
Pagac, Fred (Ohio State), TE	82	1974	Porter, Tracy (Indiana), CB	21	2015-16
Page, Alan (Notre Dame), DT	82	1978-81	Potter, Kevin (Missouri), S	20	1983-84
Palmer, Dan (Air Force), T	73	1999	Powell, Carl (Louisville), DT	72	2001
Palmer, Jordan (Texas-El Paso), QB	2	2013	Preston, Pat* (Wake Forest), G.....	53	1946-49
Parrish, James (Temple), T	79	1996	President, Andre (Angelo St.), TE	87	1995
Parrish, Tony (Washington), S	37	1998-2001	Price, Terry (Texas A&M), DT.....	65	1990
Parsons, Bob (Penn State), P/TE.....	86	1972-83	Pride, Dan (Jackson State), LB	57	1968-69
Patterson, Billy* (Baylor), QB	57	1939	Primus, Greg (Colorado State), WR.....	87	1994-95
Paul, Markus (Syracuse), S.....	36	1989-92	Pritchett, Stanley (South Carolina), FB.....	36	2001-03
Pauley, Frank Don* (Wash. & Jeff.), T	14	1930	Proctor, Rex* (Rice), HB	47	1953
Paulsen, Logan (UCLA), TE	82	2016	Prosinski, Chris (Wyoming), DB	31/43	2015-17
Payne, Kevin (La.-Monroe), S.....	44	2007-09	Proehl, Ricky (Wake Forest), WR.....	87	1997
Payton, Sean (E Illinois), QB	17	1987	Pruitt, MyCole (Southern Illinois), TE	80	2016
Payton, Walter* (Jackson State), RB	34	1975-87	Pruitt, Mickey (Colorado), LB	46, 52	1988-90
Pearce, W. "Pard"* (Penn), QB	4	1920-22	Purnell, James* (Wisconsin), LB	53	1964-68
Pearson, Madison* (Kansas), C	26	1929-34	Pyle, Mike (Yale), C.....	50	1961-69
Pederson, Jim* (Augsburg), HB	17	1932	Q		
Peiffer, Dan (SE Missouri State), C	53	1975-77	#		
Penn, Chris (Tulsa), WR	86	1997-98	Years		
Peppers, Julius (North Carolina), DE.....	90	2010-13	Quigley, Ryan (Boston College), P.....	1	2012
Percival, Mac (Texas Tech), K	83	1967-73	Quinn, Jonathan (Middle Tenn. St.), QB.....	12	2004
Perez, Peter* (Illinois), G	19	1945	R		
Perina, Bob* (Princeton), HB.....	33	1949-50	#		
Perini, Pete* (Ohio State), FB	39	1954-55	Years		
			Rabold, Mike* (Indiana), G.....	64	1964-66

S

#

Years

HISTORY



CHICAGO BEARS ALL-TIME HONOR ROLL

Seals, George (Missouri), C	67	1965-71	Smith, Ron* (Wisconsin), S	48, 84	1965; 70-72
Seiberling, Gerald* (Drake), FB	30	1932	Smith, Russell* (Illinois), T	16	1921-23
Senn, Bill* (Knox), HB	6	1926-31	Smith, Sean (Grambling State), DT	97	1987-88
Serini, Washington* (Kentucky), C	23	1948-51	Smith, Thomas (North Carolina), CB	25	2000
Setzer, Bobby (Boise State), DE	76	2002	Smith, Vernice (Florida A&M), G	69	1993
Sevy, Jeff (California), T/DE	75	1975-78	Smith, Vinson (East Carolina), LB	55	1993-96
Seward, Len (E. Illinois), LS	52	1987	Snow, Percy (Michigan State), LB	96	1993
Seymour, Jim* (Notre Dame), WR	84	1970-72	Snyder, Bob* (Ohio U.), QB	13, 17	1939-41; 43
Shaffer, Kevin (Tulsa), T	78	2009-10	Sorey, Revie (Illinois), G	69	1975-81; 83
Shaheen, Adam (Ashland), TE	87	2017	Sowell, Bradley (Mississippi), OL	79	2017
Shank, JL*, HB	18	1920	Spaeth, Matt (Minnesota), TE	89	2011-12
Ron* (N Texas State), WR	25	1975-76	Spears, Marcus (NW Louisiana), T	76, 79	1994-96
Shannon, John (Kentucky), DT	75	1988-89	Spellman, Alonzo (Ohio State), DL	90	1992-97
Sharpton, Darryl (Miami-FL), LB	53	2014	Spencer, Chris (Mississippi), C/G	67	2011-12
Shaw, Glenn (Kentucky), HB	29	1960	Spero, Kenny (Morehead State), C	**	1942
Shaw, Tim (Penn State), LB	58	2009	Spivey, Mike (Colorado), CB	47	1977-79
Shearer, Brad (Texas), DT	72	1978-80	Sprinkle, Ed (Hardin-Simmons), E	7	1944-55
Shellog, Alec* (Notre Dame), T	18	1939	Spurlock, Micheal (Mississippi), WR/KR	18	2014
Shelton, Daimon (Sacramento St.), FB	31	2001-02	St. Clair, John (Virginia), T	78	2005-08
Sherman, Saul* "Solly" (Chicago), QB	22	1939-40	Stachowicz, Ray (Michigan State), P	19	1983
Shipkey, Jerry* (UCLA), FB	23, 33	1953	Stahlman, Dick* (DePaul), T	19	1933
Shirley, Josh (UNLV), LB	46	2016	Staley, Bill (Utah State), DT	76	1970-72
Shivers, Jason (Arizona State), S	27	2004	Stamper, John (South Carolina), DE	95	2002
Shoemaker, Hub* (Illinois), G	**	1920-21	Standlee, Norm* (Stanford), FB	22	1941
Shy, Don* (San Diego State), RB	24	1970-72	Stargell, Tony (Tennessee State), CB	45	1997
Siegal, John* (Columbia), E	6, 19	1939-43	Stautberg, Gerald* (Cincinnati), G	68	1951
Sigillo, Dom* (Xavier), T	19	1943-44	Steinbach, Larry* (St. Thomas), G	28	1930-31
Sigmund, Arthur W.*, G	**	1923	Steinkemper, Bill* (Notre Dame), T	35, 36	1942-43
Simmons, Clyde (W. Carolina), DE	96	1999-2000	Steltz, Craig (LSU), S	20	2008-13
Simmons, David (North Carolina), LB	57	1983	Stenn, Paul* (Villanova), G	35	1948-51
Simmons, Jerry (Bethune-Cookman), WR	80	1969	Stenstrom, Steve (Stanford), QB	18	1995-98
Simms, Dion (Michigan State), TE	88	2017	Sternaman, Edward* (Illinois), HB	3	1920-30
Simpson, Carl (Florida State), DT	98	1993-97	Sternaman, Joe* (Illinois), QB/K	4	1922-25; 27-30
Sinceno, Kaseem (Syracuse), TE	85	2000	Steuber, Bob* (Missouri), HB	28, 37	1943
Singletary, Mike (Baylor), LB	50	1981-92	Stewart, Kordell (Colorado), QB	10	2003
Sisk, John* (Marquette), HB	7	1932-36	Stickel, Walt* (Penn), T	45	1946-49
Sisk, John Jr. (Miami-FL), B	27	1964	Stillwell, Roger* (Stanford), DE/DT	71	1975-77
Sitton, Josh (UCF), OL	71	2016-17	Stinchcomb, Pete* (Ohio State), QB	8	1921-22
Skibinski, John (Purdue), RB	30	1978-81	Stinson, Lemuel (Texas Tech), CB	32	1988-92
Slauson, Matt (Nebraska), G	68	2013-15	Stoepel, Terry* (Tulsa), G	89	1967
Smeja, Rudy* (Michigan), E	51	1944-45	Stolf, Anton* (Luther), HB	5, 12	1939
Smith, Allen H.* (Mississippi), E	30, 32	1947-48	Stone, Billy* (Bradley), HB	5, 45	1951-54
Smith, Andre (Virginia Tech), TE	85	2011	Stonebreaker, Michael (Notre Dame), LB	58	1991
Smith, Antone (Florida State), RB	44	2015	Stoops, Mike (Iowa), DS	44	1987
Smith, Clarence (Georgia), E	**	1942	Strait, Derek (Oklahoma), CB	25	2006
Smith, D'Anthony (Louisiana Tech), DL	70	2015	Streeter, George (Notre Dame), DB	30	1989
Smith, DeAngelo (Cincinnati), CB	26	2009	Strickland, Larry* (North Texas St.), C	55	1954-59
Smith, Eric (LSU), WR	83	1997	Sturtridge, Dick* (DePauw), HB	21	1928-29
Smith, Eugene* (Georgia Tech), G	19	1930	Stydahar, Joe* (West Virginia), T	13, 18	1936-42; 45-46
Smith, Frankie (Baylor), CB	29	1998-2000	Suhey, Matt (Penn State), RB	26	1980-89
Smith, JD (N Carolina A&T), FB	39	1956	Sullivan, Frank* (Loyola, NO), C	12	1935-39
Smith, James (Compton JC), HB	36	1961	Sumner, Charles (Wm & Mary), HB	26	1955; 58-60
Smith, Quintin (Kansas), WR	17	1990	Sutherland, Vinny (Purdue), WR	87	2002
Smith, Ray Gene* (Midwestern), HB	20	1954-57	Sutton, Will (Arizona State), DT	93	2014-16



Sweeney, Jake* (Cincinnati), T	13	1944
Swisher, Bob* (Northwestern), HB	48	1938-41;45
Szymanski, Frank* (Notre Dame), C	44	1949

T

Years

Tabor, Paul (Oklahoma), C	53	1980
Tackwell, Charles "CO", "Cookie"* (Kansas St.), E19		1931-33
Tafoya, Joe (Arizona), DE	99	2001-03
Taft, Merrill* (Wisconsin), FB	**	1924
Tait, John (BYU), T	76	2004-08
Tate, David (Colorado), S	49	1988-92
Tate, Lars (Georgia), RB	33	1990
Taylor, Aaron (Nebraska), G	62	1998
Taylor, Brian (Oregon State), RB	27	1989
Taylor, Chester (Toledo), RB	29	2010
Taylor, Clifton* (Memphis State), RB	22	1974
Taylor, Cordell (Hampton), CB	33	1999
Taylor, Henry (South Carolina), DT	96	2001
Taylor, Joe* (N. Carolina A&T), DB	20	1967-74
Taylor, JR "Tarz"* (Ohio State), G	14	1921-22
Taylor, Ken (Oregon State), CB	31	1985
Taylor, Lionel (NM Highlands), E	32	1959
Teafatiller, Roosevelt "Rosey" (Grambling), DB	24	1961-69
Teafatiller, Guy (Illinois), DL	93	1987
Terrell, David (Michigan), WR	83	2001-04
Thayer, Tom (Notre Dame), G	57	1985-92
Thierry, John (Alcorn State), DE	91, 94	1994-98
Thomas, Anthony (Michigan), RB	35	2001-04
Thomas, Bob (Notre Dame), K	16	1975-84
Thomas, Calvin (Illinois), FB	33	1982-87
Thomas, Earl (Houston), WR	82	1971-73
Thomas, J.T. (West Virginia), LB	97	2012
Thomas, Mark (NC State), DE	95	1997-98
Thomas, Stan (Texas), T	60	1991-92
Thompson, Chris (Nicholls State), CB	27	2005
Thompson, Deonte (Florida), WR	14	2015-17
Thompson, Russ* (Nebraska), T	29	1936-39
Thornton, James (Cal St.-F'ton), TE	80	1988-92
Thrft, Cliff (E Central Oklahoma), LB	52	1985
Thrower, Willie* (Michigan State), QB	14	1953
Tillman, Charles "Peanut" (La.-Lafayette), CB	33	2003-14
Tillman, Lewis (Jackson St.), RB	27	1994-95
Timpson, Michael (Penn State), WR	83	1995-96
Timu, John (Washington), LB	53	2015-17
Tinoisamoa, Pisa (Hawaii), LB	59	2009-10
Toeaina, Matt (Oregon), DT	75	2007-12
Tom, Mel (San Jose State), DE	89	1973-75
Tomczak, Mike (Ohio State), QB	18	1985-90
Torrence, Jack* (LSU), T	34	1939-40
Trafton, George* (Notre Dame), C	13	1920-32
Trahan, Patrick (Mississippi), LB	59	2011-12
Traylor, Keith (Central State), DT	94	2001-03
Trevathan, Danny (Kentucky), LB	59	2016-17
Trimble, Steve (Maryland), DB	40	1987

Trost, Milt* (Marquette), T	27	1935-39
Trubisky, Mitchell (North Carolina), QB	10	2017
Tucker, Bill (Tennessee State), RB	34	1971
Tucker, Rex (Texas A&M), G	64	1999-2004
Tuinei, Van (Arizona), DE	90	1999-2000
Tupou, Christian (USC), DT	64	2013
Turenne, Woody (Louisville), CB	47	2009
Turnbull, Nick (Fla. Int'l), S	27	2006
Turner, Barry (Ohio State), DE	96	2010
Turner, Cecil (California Poly), FL	21	1968-73
Turner, Clyde* "Bulldog" (Hardin-Simm.), C/LB	66	1940-52

U

Years

Ulmer, Mike (Doane), CB	43	1980
Unga, Harvey (BYU), RB	45	2012
Unrein, Mitch (Wyoming), DL	98	2015-17
Urlacher, Brian (New Mexico), LB	54	2000-12
Usher, Lou* (Syracuse), T	12	1921, 1923

V

Years

Vactor, Ted (Nebraska), CB	33	1975
Vallez, Emilio (New Mexico), TE	82	1968-69
Van Horne, Keith (USC), T	78	1981-93
Van Valkenburg, Pete (BYU), RB	46	1974
Vasher, Nathan (Texas), CB	31	2004-09
Veatch, Walter*, HB	15	1920
Venable, Winston (Boise St.), S	49	2011
Venturelli, Fred*, T/K	55	1948
Vereen, Brock (Minnesota), S	45	2014-15
Vick, Ernie* (Michigan), C	23	1927-28
Vick, Richard* (Wash. & Jeff.), QB	26	1925
Villarrial, Chris (Indiana-PA), C	58	1996-2003
Vodicka, Joe* (Lewis Institute), HB	48	1943-45
Voss, Walter "Tillie"* (Detroit), E	27	1927-28
Vucinic, Milt* (Stanford), G	16	1945

W

Years

Waddle, Tom (Boston College), WR	87	1989-94
Wade, Bobby (Arizona), WR	84	2003-05
Wade, Charles (Tennessee St.), WR	83	1974
Wade, William* (Vanderbilt), QB	9	1961-66
Waechter, Henry (Nebraska), DE	70, 75	1982; 84-86
Wager, Clinton* (St. Mary's), E	51	1942-43
Wagner, Barry (Alabama A&M), WR	86	1992
Wagner, Bryan (Cal St.-Northridge), P	15	1987-88
Walker, Darwin (Tennessee), DT	99	2007
Wallace, Alonzo (Maryland), DE	94	2000
Wallace, Bob (UTEP), E	89	1968-72
Wallace, John* (Notre Dame), E	29	1928
Wallace, Stan* (Illinois), HB	40	1954-58
Walquist, Laurie* (Illinois), QB	5	1922-31
Walsh, Steve (Miami-FL), QB	4	1994-95
Walters, Anthony (Delaware), S	37, 49	2011-14
Walterscheid, Len (S Utah), S	23	1977-82

[illegible]



ILLINOIS HIGH SCHOOL BEARS

The following reflects Bears players who have appeared in at least one regular season game and who also played their high school football in the state of Illinois.

Player	Illinois High School
Jim Althoff	McHenry
Tony Ardizzone	St. Joseph (Westchester)
Dick Barwegan	Fenger (Chicago)
Kurt Becker	Aurora East
Tom Bettis	Saint Mel (Chicago)
Fabien Bownes	Waubonsie Valley (Aurora)
Zeke Bratkowski	Schlarman (Danville)
Bill Brown	Mendota
Dick Butkus	Vocational (Chicago)
Sean Cattouse	Hubbard (Chicago)
Chet Chesney	St. Hyacinth; Lane Tech (Chicago)
Rich Coady	Taft (Chicago)
George Connor	De La Salle (Chicago)
George Corbett	Arthur
Bryan Cox	East Saint Louis
John Damore	Riverside Brookfield
Bill DeCorrevont	Austin (Chicago)
Maurice Douglass	Madison (Trotwood)
Chuck Dreesen	Austinton (East Saint Louis)
Paddy Driscoll	Evanston
Steve Edwards	Mount Carmel (Chicago)
Tom Farris	Englewood (Chicago)
Gary Fencik	Barrington
Dave Finzer	Loyola (Wilmette)
Aldo Forte	Fenger (Chicago)
Andy Frederick	Saint Joseph (Westchester)
Hugh Gallarneau	Morgan Park (Chicago)
Bruce Gaston	St. Rita (Chicago)
Brian Glasgow	Eisenhower (Blue Island)
Lou Gordon	Lane Tech (Chicago)
Ken Gorgal	Saint Bede (Peru)
Jim Grabowski	Taft (Chicago)
Garland Grange	Wheaton
Red Grange	Wheaton
George Halas	Crane Tech (Chicago)
Kelvin Hayden	Hubbard (Chicago)
Tom Hicks	Willowbrook (Villa Park)
Mike Hoban	Gordon Tech (Chicago)
John Ivlow	Plainfield
Chick Jagade	East Leyden (Franklin Park)
Ralph Jecha	Argo (Summit)
Luke Johnsos	Schurz (Chicago)
Nick Kerasiotis	Mooseheart
Kenneth Kortas	Taft
Tim Lashar	Barrington
Cameron Lee	Oakwood

Player	Illinois High School
Dennis Lick	St. Rita (Chicago)
Rusty Lisch	Belleville West
Bob Macleod	Glenbard (Glen Ellyn)
Billy Martin	Phillips (Chicago)
Ray McElroy	Proviso West (Hillside)
Sherrick McManis	Richwoods (Peoria)
Cameron Meredith	Saint Joseph (Westchester)
Ahmad Merritt	St. Rita (Chicago)
Jerry Meyers	Lake View (Chicago)
Jim Mooney	Loyola (Wilmette)
Jerry Moore	Belleville
Emery Moorehead	Evanston
Rudy Mucha	Fenger (Chicago)
Jerry Muckensturm	Althoff (Belleville)
George Musso	Collinsville
Brent Novoselsky	Niles North (Skokie)
Ed O'Bradovich	Proviso East (Maywood)
Tommy O'Connell	South Shore (Chicago)
Joe Odom	Civic Memorial (Bethalto)
Bob Pickens	Evanston
Paul Podmajersky	Lane Tech (Chicago)
Jim Purnell	Evanston
Mike Pyle	New Trier (Winnetka)
Mike Rabold	Fenwick (Oak Park)
Jim Schwantz	Fremd (Palatine)
Bill Senn	Macomb
Solly Sherman	Marshall (Chicago)
Johnny Sisk	Saint Viator (Kankakee)
John Skibinski	LaSalle-Peru (LaSalle)
Rudy Smeja	Lindblom (Chicago)
Bill Steinkemper	De Paul (Chicago)
Ed Sternaman	Springfield
Joe Sternaman	Springfield
Billy Stone	Lanphier (Springfield)
George Streeter	Julian (Chicago)
Bob Swisher	Peoria
Tom Thayer	Joliet Catholic
Mike Tomczak	Thornton Fractional N. (Calumet City)
George Trafton	Oak Park
Joe Vodicka	Lane Tech (Chicago)
Stan Wallace	Hillsboro
Laurie Walquist	Rockford Central; Evanston
Garrett Wolfe	Holy Cross (River Grove)
George Wilson	Austin (Chicago)
Connie Zelencik	Thornton Fractional N. (Calumet City)
Chris Zorich	Vocational (Chicago)



CHICAGO BEARS MILITARY SERVICE HONOR ROLL

The following reflects Bears players who have served in a branch of the military and served our country in war.

Player	Conflict	Player	Conflict	Player	Conflict
Artoe, Lee	WWII	Hughes, Billy.....	WWII	Nowanskey, Bob	WWII
Baisi, Al.....	WWII	Hunsinger, Charlie.....	Korean War	O'Rourke, Charles	WWII
Bray, Ray.....	WWII	Ingwersen, Burt	WWII	Osmanski, Bill.....	WWII
Brown, Ed	Korean War	Ippolito, Anthony.....	WWII	Osmanski, Joe.....	WWII
Bussey, Young.....	WWII	Jones, Edgar.....	WWII	Patterson, Billy	WWII
Carey, Bob	Korean War	Kavanaugh, Ken.....	WWII	Perina, Bob	Korean War
Casares, Rick	Korean War	Keane, Jim.....	WWII	Perini, Pete	Korean War
Cifers, Ed	WWII	Kolman, Ed	WWII	Petty, John	WWII
Clark, Harry	WWII	Kopcha, Joe	WWII	Pifferini, Bob.....	Vietnam War
Connor, George.....	WWII	Kreamcheck, John.....	Korean War	Plasman, Dick	WWII
Davis, Art	Korean War	Lesane, Jimmy	Korean War	Pool, Hampton	WWII
Davis, Fred	WWII	Lowe, Lloyd.....	Korean War	Preston, Pat.....	WWII
Evans, Fred	WWII	Luckman, Sid.....	WWII	Roberts, Tom	WWII
Flanagan, Dick	WWII	Magnani, Dante	WWII	Rosequist, Ted.....	WWII
Forte, Aldo.....	WWII	Maniaci, Joe	WWII	Rowland, Brad	Korean War
Fortmann, Dan	WWII	Manske, Edgar.....	WWII	Schroeder, Gene.....	Korean War
Fortunato, Joe.....	Korean War	Masterson, Bernie	WWII	Siegal, John.....	WWII
Gallerneau, Hugh	WWII	Matuza, Al	WWII	Smith, Ray Gene.....	Korean War
Goodnight, Owen	WWII	Maznicki, Frank	WWII	Standlee, Norm	WWII
Gorgal, Ken	Korean War	McAfee, George	WWII	Stydahar, Joe.....	WWII
Gulyanics, George	WWII	Merkel, Monte	WWII	Turner, Clyde	WWII
Halas, George.....	WWII	Mihal, Joe.....	WWII	Vodicka, Joe	WWII
Hatley, John	Korean War	Mooney, Jim	WWII	Weatherly, Gerald	Korean War
Hoffman, Jack	Korean War	Morris, Francis	WWII	Williams, Bob	Korean War
Holovak, Mike	WWII	Mucha, Rudy.....	WWII	Zeller, Joe	WWII
Hugasian, Harry.....	Korean War	Mullins, Noah	WWII		

ILLINOIS HIGH SCHOOL BREAKDOWN

The following reflects the most Illinois-area high schools which have contributed Bears players who have appeared in at least one regular season game and a list of players who played Illinois high school football and for the Bears who are enshrined in the Pro Football Hall of Fame.

High School	No. of Players	High School	No. of Players	Pro Football Hall of Famers	
Evanston	(4)	Loyola (Wilmette)	(2)	Dick Butkus	Vocational (Chicago)
Fenger (Chicago)	(3)	Peoria	(2)	George Connor	De La Salle (Chicago)
Lane Tech (Chicago)	(3)	Springfield	(2)	Paddy Driscoll	Evanston
St. Joseph (Westchester)	(3)	Taft (Chicago)	(2)	Red Grange	Wheaton
St. Rita (Chicago)	(3)	Thornton Fractional North	(2)	George Halas	Crane Tech (Chicago)
Austin (Chicago)	(2)	Vocational (Chicago)	(2)	George Musso	Collinsville
Barrington	(2)	Wheaton	(2)	George Trafton	Oak Park
Hubbard (Chicago)	(2)				



Below is an unofficial list of trades involving the Chicago Bears from 1960-present:

Date	Traded Away	To	For
10/25/17	Conditional 2018 7th-round Pick	LA Chargers	WR Dontrelle Inman
3/17/16	TE Martellus Bennett, 2016 (6th) {#204}	New England	2016 (4th) [127]
9/29/15	LB Jonathan Bostic	New England	2016 (6th) {#204}
9/28/15	LB Jared Allen	Carolina	2016 (6th) {#206}
9/2/15	2017 (6th)	Houston	TE Khari Lee
8/11/15	G Ryan Groy	New England	LB Matthew Wells
3/10/15	WR Brandon Marshall; 2015 (7th) {#224}	New York Jets	2015 (5th) {#142, S Adrian Amos}
5/10/14	2014 (5th) {#156}, 2015 (5th)	Denver	2014 (4th) {#131, S Brock Vereen}, 2014 (7th) {#246}, T Charles Leno
9/2/13	2014 (7th)	Dallas	TE Dante Rosario
6/9/13	G/T Gabe Carimi	Tampa Bay	2014 (6th) {#183, QB David Fales}
4/27/13	2013 (5th) {#153}	Atlanta	2013 (5th) {#163, T Jordan Mills} 2013 (7th) {#236, WR Marquess Wilson}
8/31/12	FB Tyler Clutts	Houston	CB Sherrick McManis
7/26/12	2013 (7th) {#226}	Tampa Bay	DT Brian Price
4/27/12	2012 (2nd) {#50}, 2012 (5th) {#150}	St. Louis	2012 (2nd) {#45, WR Alshon Jeffery}
3/13/12	2012 (3rd from CAR) {#73}, 2013 (3rd) {#82}	Miami	WR Brandon Marshall
7/28/11	TE Greg Olsen	Carolina	2012 (3rd) {#73, traded to MIA}
4/29/11	2011 (2nd) {#62}, 2011 (4th) {#127}	Washington	#2011 (2nd) {#53, DT Stephen Paea}
10/16/09	2010 (2nd) {#42}	Tampa Bay	DE Gaines Adams
4/25/09	2009 (2nd) {#49}	Seattle	2009 (3rd) {#68, DE Jarron Gilbert}, 2009 (4th) {#105, DL Henry Melton}
4/2/09	QB Kyle Orton, 2009 (1st) {#18}, 2009 (3rd) {#84}, 2010 (1st) {#11}	Denver	QB Jay Cutler, 2009 (5th) {#140, WR Johnny Knox}
9/2/08	2009 (6th from TB) {#191}	Tampa Bay	G Dan Buenning
4/27/08	2008 (4th from MIA via PHI) {#115}, 2008 (6th) {#175}	Tampa Bay	2008 (4th) {#120, S Craig Steltz}, 2008 (5th) {#158, TE Kellen Davis}
4/27/08	2008 (4th) {#110}	Miami	2008 (4th) {#115, traded to TB}, 2008 (7th) {#208, DE Ervin Baldwin}
3/3/08	QB Brian Griese, 2009 (7th) {#229}	Tampa Bay	2009 (6th) {#191, traded to TB}
8/2/07	S Chris Harris	Carolina	2008 (5th) {#142, CB Zack Bowman}
7/29/07	2008 (5th) {#143}	Buffalo	DT Darwin Walker
4/28/07	2007 (2nd from NY) via WAS {#37}	San Diego	2007 (2nd) {#62, Dan Bazuin}, 2007 (3rd) {#93, Garrett Wolfe}, 2007 (5th) {#167, Kevin Payne}, 2008 (3rd) {#90 Marcus Harrison}
3/22/07	2007 (6th) {#205}	Washington	S Adam Archuleta
3/6/07	RB Thomas Jones, 2007 (2nd) {#63}	NY Jets	2007 (2nd) {#37, traded to SD}
8/24/06	G Lennie Friedman	Cleveland	2007 (7th) {#221, CB Trumaine McBride}
4/29/06	2006 (1st) {#26}	Buffalo	2006 (2nd) {#42, S Danieal Manning}, 2006 (3rd) {#73, DT Dusty Dvoracek}
4/25/06	S Mike Green	Seattle	2006 (6th) {#200, G Tyler Reed}
4/24/06	2006 (3rd) {#88}	Carolina	CB Ricky Manning, Jr. (RFA)
8/28/05	TE John Owens, 2006 (7th) {#233}	Miami	LB Brendon Ayanbadejo
8/21/04	WR Marty Booker, 2005 (3rd) {#70}	Miami	DE Adewale Ogunleye
4/25/04	2004 (4th from NE via WAS) {#104}	San Francisco	2004 (4th) {#112, LB Leon Joe}, 2004 (5th) {#147, DE Claude Harriott}
3/29/04	2004 (6th) {#180}	Washington	FB Bryan Johnson
8/19/03	DT Ted Washington	New England	2004 (4th) {#104, traded to SF}
4/27/03	2003 (6th) {#176}, 2003 (6th from NE) {#193}, 2003 (7th) {#218}	Jacksonville	2003 (5th) {#143, WR Justin Gage}



CHICAGO BEARS ALL-TIME TRADES

Date	Traded Away	To	For
4/26/03	2003 (1st from NY) {#13}	New England	2002 (14) {DE Michael Haynes}, 2003 (6) {#193, traded to JAX}
4/26/03	2003 (1st) {#4}	N.Y. Jets	2003 (1st) {#13, traded to NE}, 2003 (1st) {#22, QB Rex Grossman}, 2003 (4th) {#116, DT Ian Scott}
4/20/02	2002 (2nd) {#63}, 2002 (4th) {#129}	Dallas	2002 (3rd) {#72, CB Roosevelt Williams}, 2002 (4th) {#104, DE Alex Brown}, 2002 (5th) {#140, S Bobby Gray}
8/22/01	QB Cade McNown, 2002 (7th) {#241}	Miami	2002 (6th) {#199, RB Adrian Peterson}, 2003 (6th) {#191, LB Joe Odom}
6/5/00	2001 (6th) {#169}	San Francisco	CB R.W. McQuarters
4/16/00	2000 (7th from CLE via MIN) {#232}	Miami	P Brent Bartholomew
	2001 (7th) {#208}		
4/16/00	2000 (7th from SF) {#209}, 2000 (7th from STL via BAL) {#225}	Cleveland	2000 (7th) {#223, LB James Cotton}, 2000 (7th) {#232, traded to MIA}, 2000 (7th) {#254, S Mike Green}
4/16/00	2000 (5th from STL via DET via BAL) {#150}	San Francisco	2006 (6th) {#170, RB Frank Murphy}, 2000 (7th) {#209, traded to CLE}
4/16/00	2000 (4th) {#104}	St. Louis	2000 (4th) {#125, CB Reggie Austin}, 2000 (5th) {#150, traded to SF}, 2000 (7th) {#225, traded to CLE}
2/21/00	2000 (5th) {#138}	New Orleans	WR Eddie Kennison
4/18/99	1999 (7th from CLE) {#207}	Cleveland	1999 (7) {#221, WR Sulecio Sanford}, 1999 (7th) {#253, RB James Finn}
4/18/99	1999 (6th) {#174}	Cleveland	1999 (6th) {#184, S Rashard Cook}, 1999 (7th) {#207, traded to CLE}
4/17/99	1999 (1st) {#7}	Washington	1999 (1st) {#12, QB Cade McNown}, 1999 (3rd) {#71, WR D'wayne Bates}, 1999 (4th) {#106, LB Warrick Holdman}, 1999 (5th) {#143, T Jerry Wisne}, 2000 (3rd) {#87, TE Dustin Lyman}
4/17/99	1999 (2nd from WAS) {#40}, 1999 (4th) {#102}	Oakland	1999 (2nd) {#48, DT Russell Davis}, 1999 (3rd) {#78, WR Marty Booker}, 1999 (4th) {#111, LB Rosevelt Colvin}
4/17/99	1999 (2nd) {#37}	Washington	1999 (2nd) {#40, traded to OAK}, 1999 (5th) {#144, LB Khari Samuel}
10/13/98	RB Byron "Bam" Morris	Kansas City	1999 (5th) {#147, CB Jerry Azumah}
9/1/98	2000 (7th) {#213}	Tennessee	LB Lemanski Hall
8/29/98	1999 (7th) {#213}	Green Bay	RB Clyn Milburn
6/8/98	1999 (5th) {#139}	San Diego	DT Shawn Lee
4/15/98	LB Anthony Peterson	San Francisco	1998 (7th) {#216, G Chad Overhauser}
8/24/97	1998 (5th) {#128}	Kansas City	WR Chris Penn
8/24/97	1998 (7th) {#192}	Jacksonville	T Jimmy Herndon
4/19/97	1997 (2nd) {#40}, 1997 (6th) {#173}	St. Louis	1997 (2nd) {#38, TE John Allred}
2/18/97	1997 (1st) {#11}	Seattle	QB Rick Mirer, 1997 (4th) {#105, RB Darnell Autry}
4/20/96	1996 (1st) {#18}, 1996 (3rd) {#83}, 1996 (6th from DAL) {#201}	St. Louis	1996 (1st) {#13, CB Walt Harris}
4/4/95	DE Trace Armstrong	Miami	1995 (2nd) {#56, P Todd Sauerbrun}, 1995 (3rd) {#87, C Evan Pilgrim}
8/28/94	LB Jim Schwantz	Dallas	1996 (6th) {#201, traded to STL}
4/29/94	1995 (5th) {#151}	Pittsburgh	WR Jeff Graham
10/19/93	1994 (5th) {#140}	Pittsburgh	RB Tim Worley



Date	Traded Away	To	For
8/17/93	LB John Roper, S Markus Paul, TE Kelly Blackwell	Dallas	LB Vinson Smith and LB Barry Minter 1995 (6) {#198, DE Carl Reeves}
4/25/93	1993 (5th) {#119}, 1993 (6th from IND) {#156}	Green Bay	1993 (4th) {#112, DE Al Fontenot}
4/25/93	1993 (4th) {#92}	Indianapolis	1993 (4th) {#100, LB Myron Baker}, 1993 (6th) {#156, traded to GB}
3/10/93	1993 (8th) {#204}	Seattle	LB Joe Cain (RFA)
8/28/92	C Jay Hilgenberg	Cleveland	1993 (4th) {#97, G Todd Perry}
8/19/91	1992 (8th) {#219}	N.Y. Jets	T Ron Mattes
4/23/90	1990 (7th) {#173}	L.A. Raiders	1990 (7th) {#176, C Bill Anderson}, 1990 (11th) {#298, T Roman Matusz}
8/19/89	QB Jim McMahon	San Diego	1990 (2nd) {#33, LB Ron Cox}
4/23/89	1989 (1st) {#25}	Miami	1989 (2nd) {#36, LB John Roper}, 1989 (3rd) {#65, C Jerry Fontenot}
4/23/89	1989 (4th) {#110}, 1989 (6th) {#165}	L.A. Raiders	1989 (4th) {#95, S Markus Paul}
4/23/89	1989 (3rd) {#81}	Philadelphia	1989 (5th) {#130, Mark Green}, 1989 (7th) {#189, S Richard Brothers}, 1989 (8th) {#216, DT Tony Woods}, 1989 (9th) {#243, LB LaSalle Harper}, 1989 (10th) {#270, TE Todd Millikan}, 1989 (11th) {#297, DT Joe Nelms}, 1989 (12th) {#330, WR Freddy Weygand}
7/28/88	WR Willie Gault	LA Raiders	1989 (1st) {#11, CB Donnell Woolford}, 1990 (3rd) {#63 Peter Tom Willis}
3/18/88	LB Wilbur Marshall (RFA)	Washington	1988 (1st) {#28, WR Wendell Davis}, 1989 (1st) {#12, DE Trace Armstrong}
10/13/87	QB Doug Flutie	New England	1988 (8th) {#208, S David Tate}
4/28/87	1987 (4th) {#110}	L.A. Raiders	1987 (5th) {#120, DE Steve Bryan}, 1987 (6th) {#154, C John Adickes}
10/14/86	1987 (3rd) {#82}, 1987 (6th) {#166}	L.A. Rams	Selection rights to QB Doug Flutie, 1987 (4th) {#101, DT Sean Smith}
8/20/85	1986 (12th) {#333}	San Diego	P Maury Buford
8/15/84	1985 (12th) {#329}	San Diego	P Dave Finzer
5/1/84	1984 (11th) {#293}, 1985 (6th) {#161}	L.A. Rams	QB Steve Fuller
5/1/84	1984 Supp. (1st), 1984 Supp. (2nd), 1984 Supp. (3rd)	Cleveland	1984 (9th) {#244, QB Mark Cassale}, 1984 (10th) {#271, S Shaun Gayle}, 1984 (11th) {#297, DT Mark Butkus}, 1984 (12th) {#330, RB Donald Jordon}
7/14/83	1985 (5th) {#134}	N.Y. Jets	DE Tyrone Keys
6/1/83	1984 (6th) {#152}	Dallas	TE Jay Saldi
4/27/83	Past Consideration	Cleveland	T Andy Frederick
4/26/83	T Jeff Williams	San Francisco	1983 (9th via CLE) {#235, LB Mark Zavagnin}, 1983 (12th) {#313, WR Oliver Williams}
4/22/83	DB Reuben Henderson	San Diego	1983 (4th) {#107, TE Pat Dunsmore}, 1983 (8th) {#219, DT Mark Bortz}
8/31/82	1983 (12th) {#314}, 1984 (5th) {#125}	San Diego	T Jeff Williams
8/23/82	1983 (6th) {#145}	Cleveland	C Gerry Sullivan
8/5/82	1983 (7th) {#176}	Cleveland	LB Bruce Huther
4/28/82	1983 (5th) {#118}	New England	LB Rod Shoate
4/27/82	1982 (2nd) {#32}	Tampa Bay	1983 (1st) {#18, WR Willie Gault}
4/26/82	Past Consideration	San Diego	1982 (5th) {#134, DB Dennis Tabron}
8/3/81	\$100.00	St. Louis	WR Jeff Lee
4/28/81	1981 (2nd) {#40}, 1981 (5th) {#122}	San Francisco	1981 (2nd) {#38, LB Mike Singletary}
7/21/80	DE Tommy Hart	New Orleans	Past Consideration



CHICAGO BEARS ALL-TIME TRADES

Date	Traded Away	To	For
9/6/78	1979 (5th) {#121}, 1980 (3rd) {#78}	Dallas	WR Golden Richards
9/5/78	RB Alvin Maxson	Pittsburgh	Past Consideration
8/23/78	1979 (4th) {#91}	Cincinnati	TE Mike Cobb
5/2/78	1978 (4th) {#104}	Kansas City	1978 (5th via HOU) {traded to SF to complete earlier deal}, 1978 (6th) {#139, RB John Skibinski}
4/20/78	1978 (2nd) {#47}	San Francisco	DE Tommy Hart
4/14/78	DT Wally Chambers	Tampa Bay	1979 (1st) {#4, DT Dan Hampton}, TE Bob Moore
3/28/78	Selection rights to DB John Sciarra	Tampa Bay	Past Consideration
9/1/77	C Connie Zelencik	Buffalo	DE Billy Newsome
6/15/77	QB Pat Sullivan	San Francisco	\$1.00
5/3/77	1977 (4th from MIA via WAS via BAL) {#110}, 1978 (1st) {#20}	Cleveland	QB Mike Phipps
5/2/77	1977 (3rd) {#71}	Miami	1977 (4th via BAL) {traded to CLE}, 1977 (5th via CHI) {to OAK to complete prior deal}
5/2/77	1977 (6th from TB via OAK) {#167}	Kansas City	RB Tommy Reamon
4/15/77	QB Gary Huff	Tampa Bay	1977 (6th) {#140, QB Vince Evans}, 1977 (6th via OAK) {traded to KC}
9/6/76	1978 (5th from KC via HOU) {#127}	San Francisco	RB Larry Schreiber
6/8/76	1978 (5th) {#131}	Cincinnati	DE Royce Berry, LB Brad Cousino, rights to K Tom Klaban
4/8/76	1976 (1st) {#10}, 1976 (3rd) {#68}	Detroit	1976 (1st via GB) {#8, T Dennis Lick}
4/2/76	1976 (4th from NYJ) {#98}; 1977 (5th) {#126}	Miami	1976 (4th via DET) {#108, DB Wayne Rhodes}, 1976 (5th via CHI) {to BAL to complete prior deal}
9/9/75	RB Carl Garrett	N.Y. Jets	1976 (4th) {#98, traded to MIA}, RB Mike Adamle, rights to DT Ron Rydalch
9/4/75	1976 (10th) {#272}	Washington	CB Ted Vactor
9/3/75	DE Dave Gallagher	N.Y. Giants	1977 (3rd) {#61, RB Robin Earl}, WR Bob Grim
8/26/75	1976 (2nd) {#37}, 1977 (4th) {#99}	Pittsburgh	WR Ron Shanklin
8/13/75	1976 (7th from BAL) {#201}	New Orleans	C John Didion
8/12/75	1977 (8th) {#210}	N.Y. Jets	DE John Ricca
8/7/75	QB Joe Barnes, TE Fred Pagac	N.Y. Jets	Past Consideration
7/30/75	DT Greg Wojcik	St. Louis	C Wes Miller
4/22/75	1976 (9th) {#247}, 1977 (6th) {#154}	Philadelphia	G Mark Nordquist
4/8/75	1976 (8th) {#220}, 1977 (5th) {#126}	Oakland	DB Nemiah Wilson
1/28/75	RB Jim Harrison	San Diego	1975 (6th via LA Rams) {#151, LB Tom Hicks}
1/28//75	1975 (7th from N.Y. Jets) {#168}, 1976 (5th) {#134}	Baltimore	Rights to T Noah Jackson; 1976 (7th) {#201, traded to NO}
1/28/75	1975 (3rd from LA Rams) {#73}	San Diego	RB Cid Edwards
1/28/75	1975 (3rd) {#56}, 1975 (7th) {#160}	Baltimore	Rights to TE Greg Latta
8/13/74	1975 (8th) {#187}	Denver	DB Randy Montgomery
8/9/74	1975 (10th) {#239}	Miami	WR Charles Wade
10/23/73	DE Willie Holman, 1975 (5th) {#108}	Washington	1974 (3rd via NE) {#62, RB Cliff Taylor}
1974	\$100.00	San Diego	G Tom Forrest
8/14/74	\$200.00	New England	G James Callier
8/16/74	DB Charles Ford	Philadelphia	DE Richard Harris
8/28/74	C Wayne Mulligan	N.Y. Jets	1975 (7th) {#168, traded to BAL}
8/23/74	WR Earl Thomas	St. Louis Cardinals	C Wayne Mulligan, RB Cliff McClain, 1975 (7th via WAS) {#178, DB Earl Douthitt}
9/10/73	DB Jerry Moore	New Orleans	1975 (5th) {#110, G Revie Sorey}
4/2/74	G Greg Horton	L.A. Rams	1975 (3rd) {#73, traded to SD}, 1975 (10th) {#254, G Mike Julius}
8/15/74	WR John Isenbarger, TE Dick Witcher	San Francisco	WR Cecil Turner



Date	Traded Away	To	For
8/7/74	\$100.00	Dallas	T Bruce Craft
8/2/73	\$1.00	Denver	WR Ike Hill
7/19/73	\$1.00	San Francisco	WR John Wiegman
1/30/73	1973 (1st from DET) {#19}	New England	RB Carl Garrett
1/30/73	1973 (1st from KC) {#17}, 1973 (3rd) {#58}	Detroit	TE Craig Cotton, 1973 (1st) {#19, traded to NE}
10/16/73	1974 (5th) {#108}	Philadelphia	DE Mel Tom
8/16/73	1974 (2nd) {#30}, 1974 (4th) {#82}	New England	1974 (8th) {#190, RB Ken Grandberry}, WR Tom Reynolds, LB Ken Lee
8/10/73	1974 (9th) {#212}	Miami	DB Dave McCurry
8/8/73	1974 (10th) {#238}	Cleveland	QB Randy Mattingly
5/25/73	DB Ron Smith	San Diego	1974 (3rd) {#54, WR Wayne Wheeler}
1972	1974 (6th) {#134}	Green Bay	QB Zeke Bratkowski
10/13/72	Rights to WR Dick Gordon	L.A. Rams	1974 (1st via WAS) {#20, DT Dave Gallagher}
7/26/72	1973 (4th from STL) {#84}	San Diego	DE Steve DeLong
8/8/72	1973 (7th) {#161}	L.A. Rams	T Rich Buzin
8/8/72	DE John Hoffman, T Stephen Wright	St. Louis	1973 (4th) {#84, traded to SD}
8/17/72	Right to QB Jack Concannon	Dallas	DE Billie Line, T Bob Asher, 1973 (2nd) {#48, DT Gary Hrivnak}
9/7/72	Rights to DT George Seals	Kansas City	1973 (1st) {#17, traded to DET}
9/22/71	LB Lee Roy Caffey	Dallas	1972 (7th) {#182, DT Jim Osborne}
9/13/71	1973 (5th) {#112}	San Francisco	RB Bill Tucker
9/13/71	C Bob Hyland, DB Bennie McRae	N.Y. Giants	1972 (1st) {#3, T Lionel Antoine}
9/13/71	1972 (2nd) {#37}, 1973 (4th) {#83}	Philadelphia	RB Cyril Pinder
8/31/71	RB Mike Hull	Washington	RB Danny Pierce, T Steve Wright
7/21/71	Rights to RB Ronnie Bull	Philadelphia	1973 (5th) {#107, DB Allan Ellis}
7/20/71	1972 (6th) {#142}	Green Bay	DB Bobby Jeter
7/20/70	QB Virgil Carter (via waivers)	Buffalo	1971 (6th) {#135, TE Earl Thomas}
9/2/70	DT Frank Cornish (via waivers)	Cincinnati	1972 (6th) {#133, LB Bob Piffen}
9/2/70	DT Dick Evey, 1972 (4th) {#87}	L.A. Rams	WR Jim Seymour, DB Ron Smith
3/2/70	DE Loyd Phillips	New Orleans	TE Jim Hester
1/21/70	T Rufus Mayes	Cincinnati	DE Harry Gunner, DT Bill Staley
1/21/70	1970 (1st) {#2}	Green Bay	LB Lee Roy Caffey, C Bob Hyland, RB Elijah Pitts
1/21/70	1970 (2nd) {#27}	Dallas	RB Craig Baynham, DB Phil Clark
10/28/69	DB Roosevelt Taylor, 1971 (5th)	San Francisco	G Howard Mudd
9/8/69	1970 (5th) {#106}	New Orleans	DB George Youngblood
8/12/69	WR David McDaniels	L.A. Rams	1971 (7th) {#176, RB Dennis Ferris}
7/31/69	1970 (7th) {#158}	Philadelphia	WR David McDaniels
7/23/69	DB Curtis Gentry	St. Louis	WR Bobby Lee, 1970 (6th) {#136, T Jeff Curchin}
7/17/69	RB Andy Livingston	New Orleans	1971 (2nd) {#28, RB Jim Harrison}
7/12/69	P Jon Kilgore	L.A. Rams	\$1.00
7/3/69	LB Jim Purnell, CB Rudy Redmond	Atlanta	TE Ray Ogden
5/17/69	S Richie Petitbon	L.A. Rams	CB Lee Calland, 1970 (4th) {#100, LB Ross Brubacher}, 1971 (3rd via OAK) {#71, T Bob Newton}
9/6/67	1968 (3rd) {#71}	Dallas	TE Austin Denney, K Mac Percival
7/16/67	DE Doug Atkins, T Herman Lee	New Orleans	G Don Croftcheck
4/26/67	TE Mike Ditka	Philadelphia	QB Jack Concannon, 1968 (4th via L.A. Rams) {#106, G Alan Bush}
9/14/66	LB Larry Morris	Atlanta	1968 (3rd) {#57, DB Major Hazelton}, 1967 (6th via PIT) {#142, QB Virgil Carter}
8/10/66	DT Earl Leggett	L.A. Rams	1967 (4th) {#95, DB Tom Greenlee}, 1967 (8th) {#200, LB Jerry Griffin}
7/12/66	1967 (10th) {#247}	Washington	CB Johnny Sample



CHICAGO BEARS ALL-TIME TRADES

Date	Traded Away	To	For
5/30/65	RB Rick Casares, TE Robert Jencks	Washington	C Fred Hageman, T Riley Mattson
5/22/65	1966 (5th) [#76]	Minnesota	G Palmer Pyle
1964	1965 (2nd) [#17], 1965 (3rd) [#32]	Cleveland	WR Rich Kreitling, DB Lowell Caylor
6/6/64	WR Angelo Coia, DT Fred Williams	Washington	1965 (1st) [#6, T Steve DeLong]
1964	DB Frank Budka, C Joe Wendryhiski, G Roger Davis, 1965 (5th) [#60]	L.A. Rams	RB Jon Arnett
1964	TE Chuck Logan	Pittsburgh	1966 (4th) [#51, T Randy Jackson]
1964	T Steve Barnett	Washington	1966 (6th) [#85, T Dennis Brewster]
1964	DB Tommy Neck	Washington	\$1.00
7/1/64	DE Maury Youmans	Dallas	WR Gary Barnes
12/2/63	1964 (2nd) [#28], 1964 (4th from PIT) [#51]	Pittsburgh	1965 (1st) [#3, LB Dick Butkus]
9/10/63	T Art Anderson	Pittsburgh	1964 (6th via CHI) [#84, E Jimmy Jones]
1963	1964 (6th) [#84]	Pittsburgh	LB Tom Bettis
1963	RB John Adams	L.A. Rams	1964 (2nd) [#21, E Billy Martin]
4/4/62	QB Ed Brown	Pittsburgh	1963 (1st) [#11, C Dave Behrman], 1964 (2nd) [#23, HB Pat Crain]
1962	1963 (1st from PIT) [#11]	Pittsburgh	QB Rudy Bukich; 1963 (10th via CHI)
1962	RB Bill Brown	Minnesota	1964 (4th) [#47, LB Mike Reilly]
7/22/62	WR Harlon Hill	Pittsburgh	1963 (4th) [#52, HB Charley Mitchell], 1964 (4th) [#51, traded to PIT]
1962	C John Mellekas	San Francisco	1963 (4th) [#49, E Stan Sanders]
1962	1963 (1st) [#10]	L.A. Rams	RB Joseph Marconi
1962	1963 (4th) [#53]	Baltimore	DB Pete Manning
1962	1963 (5th) [#66]	Dallas	WR Preston Powell (via clearing waivers)
1962	1963 (10th) [#137]	Pittsburgh	P Bobby Joe Green
1962	LB Ken Kirk	Pittsburgh	1963 (6th) [#80, T John Johnson]
1962	T Clyde Brock	Dallas	\$3,500.00
1961	LB Chuck Howley	Dallas	1963 (2nd) [#20, T Steve Barnett], 1963 (9th) [#118, T Monte Day]
1/28/61	DB Erich Barnes, QB Zeke Bratkowski	L.A. Rams	QB Billy Wade
7/14/60	QB Don Meredith	Dallas	1962 (3rd) [#32, E Jim Bates]
1960	1962 (6th) [#77]	Philadelphia	DB Bobby Jackson
1960	WR John Aveni	N.Y. Giants	DB Dave Whitsell, 1962 (8th) [#110, C Larry Onesti]
8/18/61	WR Bob Coronado	Pittsburgh	1962 (2nd) [#20, T Clyde Brock]
1960	QB Rudy Bukich	Pittsburgh	1963 (1st) [#11, traded to PIT]
1960	G Bill Roehnelt	Washington	1962 (5th) [#57, E Mac Burton]

NOTES: Dates included where known; Voided trades are not included.

() Indicates the round of a pick; {} Indicates pick # and the player selected at listed pick.

COLLEGE ACCOLADES

The following reflects Bears players who earned Rose Bowl MVP or college football's most prestigious honor, the Heisman Trophy. Jay Berwanger was drafted but never played for the Bears.

Bears Rose Bowl MVPs			Bears Heisman Trophy Winners		
Player	Year	School	Player	Year	School
George Halas	1919	Great Lakes Navy	Jay Berwanger	1935	Chicago
Fred "Curley" Morrison	1950	Ohio State	Tom Harmon	1940	Michigan
Rudy Bukich	1953	USC	Johnny Lujack	1947	Notre Dame
Bob Jeter	1959	Iowa	John Huarte	1964	Notre Dame
Jim Grabowski	1964	Illinois	Doug Flutie	1984	Boston College
Vince Evans	1977	USC	Rashaan Salaam	1994	Colorado
Brian Griese	1998	Michigan	Danny Wuerffel	1996	Florida



ALL-TIME PRACTICE SQUAD

Adams, Kris (WR)	2011	Bryan, Copeland (DE)	2006-07	Frome, Chris (DE)	2007
Addison, Bralon (RB)	2016	Buggs, Marcus (LB)	2010	Fryzel, Jimmy (WR)	2003
Age, Louis (T)	1992	Burger, Todd (G)	1993	Gaines, Rogers (T)	2013
Aiken, Kamar (WR)	2012	Burgess, Rudy (WR)	2008	Gaines, Teddy (CB)	2002
Alford, Mario (WR)	2017	Cain, Jeremy (LB)	2004-05	Garay, Antonio (DT)	2005; 07
Allen, Armando (RB)	2011-12	Callahan, Bryce (CB)	2015	Gary, Shaniel (S)	2014
Allen, James (RB)	1998	Campbell, Darrell (DT)	2005	Gattis, Josh (S)	2007
Allen, Jermaine (RB)	2007	Carter, Alex (CB)	2017	Gentry, Tanner (WR)	2017
Allen, Tremayne (TE)	1997-98	Carter, Daryl (LB)	1997	Gerard, K.J. (DB)	2010
Amos, Willie (DB)	2005	Catthouse, Sean (DB)	2013	Gibbons, Ryan (OL)	2007
Anderson, Bryan (G)	2003-04	Cerqua, Marq (LB)	2002	Gibson, Laurence (T)	2016
Anderson, Busta (TE)	2016	Chambers, Marlon (TE/DE)	1999	Gibson, Thaddeas (DE)	2011
Anderson, Dres (WR)	2016	Christian, Bob (FB)	1992	Gillmore, John (TE)	2002
Anderson, Joe (WR)	2012	Clermond, Joe (DE)	2008-09	Glenn, Jacoby (CB)	2015-16
Anderson, Jonathan (LB)	2015-17	Cobb, David (RB)	2016	Gonzalez, Dan (QB)	1999
Anelli, Mark (TE)	2003	Cobb, Trevor (FB)	1994	Goolsby, Brian (FB)	1999
Angulo, Richard (TE)	2006	Cohen, Dustin (LB)	2000	Gowins, Brian (K)	1999
Annen, Blake (TE)	2014	Coleman, Davon (DL)	2015	Grant, Doran (CB)	2017
Ashman, Duane (DE)	1998	Coleman, Mill (WR)	1995-96	Green, Jamaal (DE)	2005-06
Asiata, Johan (G)	2009-10	Coleman, Quincy (CB)	1998	Greene, Brandon (OL)	2017
Averill, Travis (OL)	2017	Coleman, Travis (CB)	2002	Greer, Rashaun (WR)	2010
Ayers, Demarcus (WR)	2017	Coley, James (TE)	1989	Grice, Shane (G)	2001
Babers, Rod (CB)	2005	Collier, Ervin (DT)	1994-95	Groy, Ryan (G)	2014
Backes, Tom (DT)	1991	Collins, Jed (FB)	2008	Haggerty, Jonathan (WR)	2011
Baldwin, Ervin (DE)	2008-10	Cooper, D.J. (DE)	2000	Harrell, Reggie (WR)	2005
Ball, David (WR)	2007	Cousin, Terry (CB)	1997	Harris, Willie (WR)	1993
Ballard, Derrick (LB)	2004	Coward, Rashaad (DT)	2017	Harrison, Todd (TE)	1992
Balogh, Cody (T)	2008	Cunningham, B.J. (WR)	2014	Hartsell, Mark (QB)	2000
Barkley, Matt (QB)	2016	Davis, Jason (FB)	2008	Hass, Mike (WR)	2006; 08
Barnes, Freddie (WR)	2010	Davis, Josh (T)	2011	Henry, Ricky (G)	2011
Baron, James (DL)	1998	Dawson, Curry (DT)	2002	Herd, Greg (WR)	2014
Barrow, Lamin (LB)	2015	Deligianis, Harry (DL)	1998	Hicks, Dwone (RB)	2003
Basanez, Brett (QB)	2009	Demaree, Chris (DE)	2002-03	Hicks, Michael (RB)	1996-97
Bass, David (DE)	2014	Dennis, Derek (OL)	2012-13	Hill, Bronson (RB)	2015
Bausby, De'Vante (CB)	2015-16	Dieugot, Joseph (OT)	2017	Hill, Eric (WR)	2005
Beck, Tom (QB)	1998	Diggs, Carl (LB)	2004	Hillenmeyer, Hunter (LB)	2003
Becton, Nick (T)	2015	Dinwiddie, Ryan (QB)	2004	Hollowell, T.J. (LB)	2005
Bell, Kahlil (RB)	2009	Dorrestein, Perry (T)	2011	Holmes, Jaret (K)	1999
Bell, Shonn (TE)	2000	Dorsey, Quinn (DE)	2004	Horn, Levi (T)	2010-11
Bellamy, Joshua (WR)	2014	Draft, Chris (LB)	1998	Houston-Carson, DeAndre (S)	2017
Belton, Keith (RB)	2005	Dragos, Scott (FB)	1999	Houston, Harrison (WR)	1995
Bero, Brian (FB)	1989	Droege, Rob (T)	2005	Howard, Bobbie (LB)	2000
Bennett, Brandon (RB)	1995-96	Dulaney, Mike (FB)	1995	Hoyte, Brandon (LB)	2006
Blanchard, Matt (QB)	2012; 15	Dunn, Brandon (DT)	2014-15	Hughes, Robert (RB)	2011
Boffelli, Conor (G)	2014	Edison, Cornelius (C)	2015-16	Hurst, Demontre (CB)	2013, 2016
Boggs, Taylor (C)	2014	Edwards, Brian (RB)	2000	Hyche, Steve (LB)	1989
Bowman, Zackary (CB)	2008	Elliot, Jamin (WR)	2002	Idonijie, Israel (DT)	2003
Bowens, Fabien (WR)	1995-96	Epps, Dedrick (TE)	2012	Iglesias, Juajuan (WR)	2010
Bradford, Carl (LB)	2017	Everett, Tyler (S)	2006	Ilnat, Eric (TE)	1991
Bragg, Craig (WR)	2005	Fales, David (QB)	2014-15	Ireland, Darwin (LB)	1995
Brandon, Cory (T)	2012	Fassitt, Greg (CB)	2007	Irving, Isaiah (LB)	2017
Braunacker, Ben (TE)	2016-17	Finn, Jim (FB)	1999	Ivlow, John (FB)	1993
Braverman, Daniel (WR)	2016	Fletcher, Bryan (TE)	2002	Jefferson, Jason (DT)	2005
Brewer, Dewell (FB)	2013	Folsom, J.D. (LB)	2010	Jenkins, Kerry (T)	1997
Brock, Kevin (TE)	2009	Fontenot, Chris (TE)	2000	Jennings, Darius (WR)	2016
Brooks, Macey (WR)	1998	Forbes, Marlon (CB)	1995-96	Jensen, Marcel (TE)	2016
Broussard, John (WR)	2008	Foreman, Tyree (FB)	2002	Johnson, Ben (G)	2004
Brown, James (T)	2012	Franklin, Jerry (LB)	2013	Johnson, Chris (LB)	2010
Brown, Jonathan (LB)	2014	Frey, Isaiah (CB)	2012; 14	Johnson, Eric (DB)	2001-02



CHICAGO BEARS ALL-TIME PRACTICE SQUAD

Johnson, Jerrod (QB).....	2013	Merritt, Ahmad (WR).....	2000-01	Shepherd, Gannon (T).....	2000
Johnson, Kiah (LB).....	2002	Milles, Chris (WR).....	1997	Shirley, Josh (LB).....	2016
Johnson, Tim (LB).....	2001	Miller, David (G).....	2004	Sinclair, Gannon (TE).....	2015
Johnson-Webb, Jamaal (T).....	2013	Miller, Gabe (TE).....	2012	Slay, Dwayne (LB).....	2006
Jones, Barrett (C).....	2015	Miller, Jordan (DT).....	2011	Smith, Andre (TE).....	2011
Jones, Carlos (CB).....	1999	Mines, Fontel (TE).....	2007-08	Smith, D'Anthony (DL).....	2015
Jones, Danté (LB).....	1990	Mitchell, Qasim (T).....	2003	Smith, DeAngelo (CB).....	2009
Jones, Howard (LB).....	2017	Mitchell, Terrance (CB).....	2014	Smith, Eric (WR).....	1997
Jones, Jermaine (CB).....	1999	Moore, Josh (CB).....	2011	Smith, Quintin (WR).....	1990
Jones, Mike (G).....	2007	Moss, Dale (WR).....	2012	Snyder, Brent (QB).....	1990
Jones, Tyler (K).....	2005	Mostert, Raheem (RB).....	2016	Spencer, Willie (WR).....	2001
Joppru, Bennie (TE).....	2006	Moturi, Jeff (WR).....	2010	Spruce, Nelson (WR).....	2017
Joseph, Dwayne (CB).....	1994	Newkirk, Robert (DT).....	2000	Staten, Jimmy (DE).....	2016
Jurovich, Kevin (WR).....	2011	Norman, Todd (OL).....	1994	Stephens, Reggie (G).....	2011-12
Justin, Paul (QB).....	1991	North, Ramondo (WR).....	2001	Streeter, George (S).....	1989
Kashama, Alain (DE).....	2004	Oakley, Anthony (OL).....	2005; 07	Sullen, Jordan (CB).....	2014
Kelly, Colin (T).....	2016	Okoye, Lawrence (OL).....	2016	Tafoya, Joe (DE).....	2001
Kelly, Kareem (WR).....	2004	Onobun, Fendi (TE).....	2013	Ta'ufo'ou, Will (FB).....	2009
King, Jerome (DE).....	2000	Oshinowo, Babatunde (DT).....	2007	Taylor, Aaron (G).....	1998
Kmet, Frank (DL/OL).....	1993	O'Sullivan, J.T. (QB).....	2005	Taylor, Brian (CB).....	1989
Komar, Max (WR).....	2011	Ozougwu, Cheta (DE).....	2013	Talavera, D.J. (OL).....	2017
Laptad, Jake (DE).....	2011	Palmer, Nathan (WR).....	2015	Thompson, Colin (TE).....	2017
LaRocque, Joey (LB).....	2008	Pearson, Pepe (RB).....	1998	Thompson, Jason (DB).....	2017
Lasike, Paul (RB/FB).....	2015-16	Pericak, Will (OL).....	2017	Timu, John (LB).....	2015-17
Lattimore, DeDe (LB).....	2014	Perillo, Justin (TE).....	2016	Toliver, Terrence (WR).....	2013
Lawrence, Rashad (WR).....	2014	Perry, Senorise (RB).....	2016	Trahan, Patrick (LB).....	2011-12
Lawrence, Simoni (LB).....	2010	Peterman, Eric (WR).....	2009-11	Tugbenyoh, Mawuko (LB).....	2000
Leatherwood, Frank (TE).....	2000	Peters, Leonard (S).....	2007	Tupou, Christian (DT).....	2013
Lee, Cameron (OL).....	2017	Philon, Roy (DT).....	2014	Turenne, Woody (CB).....	2009
Lee, Mark (DT).....	1997	Poehls, Will (OL).....	2016	Turner, Barry (DE).....	2010
Lemons, Devin (LB).....	2001	Polk, Octus (OL).....	1995-96	Umodu, Emughedi "Ify" (WR).....	2015
Lethridge, Zebbie (CB).....	1999	Pope, P.J. (RB).....	2006-07	Unga, Harvey (RB).....	2012-13
LeVoi, Mark (T).....	2006-07	Powell, Ronald (LB).....	2016	Uzdavinis, Arturo (OL).....	2016
Lies, Michael (T).....	2000	Price, Terry (DT).....	1990	Venable, Winston (S).....	2011
Lindstrom, Gabe (P).....	2005	Primus, Greg (WR).....	1994	Waddle, Tom (WR).....	1989
Lockette, Ricardo (WR).....	2013	Purcell, Mike (DL).....	2017	Wagner, Barry (WR).....	1992
Long, Khari (DE).....	2005	Radway, Raymond (WR).....	2012	Walters, Anthony (S).....	2011
Lott, James (CB).....	1990-91	Raiola, Donovan (C).....	2009	Warner, Josh (C/G).....	2002
Louis-Jean, Al (CB).....	2014	Randolph, Charles (TE).....	1996	Warner, Ron (DE).....	1999
Lyons, Caushaud (DE).....	2017	Ray, Rodney (DB).....	1996	Washburn, Cliff (DE).....	2003
Mackey, Chad (WR).....	1999	Reed, Tyler (G).....	2006-08	Washington, Damon (FB).....	1999
Malast, Kevin (LB).....	2009	Reese, Marcus (LB).....	2003	Weaver, Jason (T).....	2014, 2016
Manning, Terrell (LB).....	2014	Reynolds, Rashaad (DB).....	2016	Wetnight, Ryan (TE).....	1993
Marshall, Alfonso (CB).....	2004	Richardson, Cyril (OL).....	2016	Whelihan, Tom (K/P).....	1990
Marshall, Anthony (S).....	1994	Rideau, Brandon (WR).....	2006; 08	Whiteside, Aston (DE).....	2012-13
Marten, James (T).....	2009-10	Riley, Chris (G).....	2012	Williams, Brad (G).....	2000
Martin, Chris (CB).....	1996	Riley, Marcus (LB).....	2008	Williams, Chris (WR).....	2014
Mason, Danny (LB).....	2015	Robertson, Tracy (DE).....	2013	Williams, Eddie (FB).....	2010
Mathews, Greg (WR).....	2010	Rogers, Darreus (WR).....	2017	Williams, Harry, Jr. (WR).....	2006
Mathews, Shane (QB).....	1993	Ross, Drayton (TE).....	2011	Williams, Terry (DL).....	2015
Matthews, Roshawn (LB).....	2001	Ross, Rashad (WR).....	2014	Williams, Tyrone (DL).....	1997
Matz, Roman (T).....	1990	Rounds, Joshua (RB).....	2017	Wilson, C.J. (CB).....	2013
Maxwell, Jacob (TE).....	2014	Russell, Fred (RB).....	2004	Wilson, Lawrence (LB).....	2013
McBride, Tre (WR).....	2017	Sanford, Sulecio (WR).....	1999	Wilson, Rod (LB).....	2006
McCardell, Keenan (WR).....	1993	Saunders, Jalen (WR).....	2015	Wise, Ty (C).....	2000
McClain, Antoine (G).....	2014	Schumacher, Jerry (LB).....	2004	Woodrum, Josh (QB).....	2016
McGee, Richmond (P).....	2010	Schwartz, Jim (LB).....	1992-93	Worley, Justin (QB).....	2015
McKay, Mekale (WR).....	2017	Seymour, Ryan (C/G).....	2015	Wright, Eric (WR).....	1991-92
McKie, Jason (FB).....	2003	Sharp, Brandon (S).....	2007	Wrotto, Mansfield (G).....	2011
McMillon, Todd (CB).....	2000-01	Sheldon, Dan (WR).....	2006	Young, Adam (TE).....	2001
Merrell, Jamil (DE).....	2014	Shepherd, Edell (WR).....	2002	Zitelli, Emmett (C).....	1997



PRACTICE SQUAD TO 53-MAN ROSTER

Addison, Bralon (RB)
 Age, Louis (T)
 Allen, Armando (RB)
 Allen, James (RB)
 Allen, Tremayne (TE)
 Anderson, Bryan (G)
 Anderson, Joe (WR)
 Anderson, Jonathan (LB)
 Annen, Blake (TE)
 Asiata, Johan (G)
 Baldwin, Ervin (DE)
 Barkley, Matt (QB)
 Barrow, Lamin (LB)
 Basanez, Brett (QB)
 Bass, David (DE)
 Bausby De'Vante (DB)
 Becton, Nick (T)
 Bell, Kahlil (RB)
 Bellamy, Josh (WR)
 Belton, Keith (RB)
 Boggs, Taylor (C)
 Bowman, Zackary (CB)
 Bownes, Fabien (WR)
 Brandon, Cory (T)
 Braunecker, Ben (TE)
 Brooks, Macey (WR)
 Brown, James (G/T)
 Burger, Todd (G)
 Cain, Jeremy (LB)
 Callahan, Bryce (CB)
 Carter, Daryl (LB)
 Cattouse, Sean (S)
 Cerqua, Marq (LB)
 Cobb, Trevor (FB)
 Coleman, Quincy (CB)
 Coleman, Travis (CB)
 Coley, James (TE)
 Collier, Ervin (DT)
 Cousin, Terry (CB)
 Coward, Rashaad (DT)
 Davis, Jason (FB)
 Dorsey, Quinn (DE)
 Draft, Chris (LB)
 Dragos, Scott (FB)
 Dulaney, Mike (FB)
 Dunn, Brandon (DT)
 Edison, Cornelius (OL)
 Edwards, Brian (RB)
 Elliott, Jamin (WR)
 Everett, Tyler (S)
 Fales, David (QB)

Franklin, Jerry (LB)
 Frey, Isaiah (CB)
 Forbes, Marlon (CB)
 Garay, Antonio (DT)
 Gattis, Josh (S)
 Gentry, Tanner (WR)
 Gibson, Thaddeus (DE)
 Gilmore, John (TE)
 Glenn, Jacoby (CB)
 Gowins, Brian (K)
 Groy, Ryan (G)
 Harris, Willie (WR)
 Hartsell, Mark (QB)
 Hass, Mike (WR)
 Henry, Ricky (G)
 Hicks, Michael (RB)
 Hillenmeyer, Hunter (LB)
 Holmes, Jaret (K)
 Horn, Levi (T)
 Houston-Carson, DeAndre (DB)
 Howard, Bobbie (LB)
 Hurst, Demontre (DB)
 Hyche, Steve (LB)
 Idonije, Israel (DT)
 Ireland, Darwin (LB)
 Irving, Isaiah (LB)
 Ivlow, John (FB)
 Jones, Danté (LB)
 Jones, Howard (LB)
 Jones, Jermaine (CB)
 Joseph, Dwayne (CB)
 Kashama, Alain (DE)
 Komar, Max (WR)
 LaRocque, Joey (LB)
 Lasike, Paul (FB)
 Lattimore, DeDe (LB)
 Lee, Cameron (OL)
 Louis-Jean, Al (CB)
 Manning, Terrell (LB)
 Marshall, Alfonso (CB)
 Marshall, Anthony (S)
 Marten, James (T)
 Martin, Chris (CB)
 Matthews, Shane (QB)
 McBride, Tre (WR)
 McKie, Jason (FB)
 McMillon, Todd (CB)
 Merritt, Ahmad (WR)
 Mines, Fontel (TE)
 Mitchell, Qasim (T)
 Mitchell, Terrance (CB)

Mostert, Raheem (RB)
 Newkirk, Robert (DT)
 Oakley, Anthony (OL)
 Oshinowo, Babatunde (DT)
 Ozougwu, Cheta (DE)
 Polk, Octus (OL)
 Price, Terry (DT)
 Primus, Greg (WR)
 Pruitt, MyCole (TE)
 Reese, Marcus (LB)
 Rideau, Brandon (WR)
 Robertson, Tracy (DT)
 Ross, Rashad (WR)
 Sanford, Sulecio (WR)
 Schwantz, Jim (LB)
 Shirley, Josh (LB)
 Smith, Andre (TE)
 Smith, D'Anthony (DL)
 Smith, DeAngelo (CB)
 Smith, Eric (WR)
 Smith, Quintin (WR)
 Staten, Jimmy (DE)
 Streeter, George (S)
 Tafoya, Joe (DE)
 Taylor, Aaron (G)
 Taylor, Brian (RB)
 Thompson, Deonte (WR)
 Timu, John (LB)
 Trahan, Patrick (LB)
 Tupou, Christian (DT)
 Turenne, Woody (CB)
 Turner, Barry (DE)
 Unga, Harvey (WR)
 Venable, Winston (S)
 Waddle, Tom (WR)
 Wagner, Barry (WR)
 Walters, Anthony (S)
 Warner, Josh (C/G)
 Wetnight, Ryan (TE)
 Williams, Chris (WR)
 Williams, Tyrone (DL)
 Wilson, Rod (LB)
 Wise, Ty (C)
 Wright, Eric (WR)



ALL-TIME ASSISTANT COACHES

Name	Seasons	Years
Abramowicz, Danny.....	5	1992-96
Allen, George.....	8	1958-65
Anderson, Heartley "Hunk".....	8	1940-42; 46-50
Anderson, Roy.....	1	2017
Armstrong, Keith.....	4	1997-2000
Arthur, Jim.....	11	2005-15
Austin, Bill.....	1	1971
Azzanni, Zach.....	1	2017
Babich, Bob.....	9	2004-12
Bajakian, Mike.....	3	2004-06
Bates, Jeremy.....	1	2012
Bedford, Vance.....	6	1999-2004
Bischoff, Andy.....	2	2013-14
Blache, Greg.....	5	1999-2003
Bollman, Jim.....	2	1999-2000
Boras, Rob.....	6	2004-09
Borich, Mike.....	2	1999-2000
Bratkowski, Zeke.....	3	1972-74
Brauch, Phil.....	2	2012-13
Brodsky, Joe.....	1	1998
Brooks, Clarence.....	6	1993-98
Brooks, Larry.....	1	2003
Brumbaugh, Carl.....	3	1938; 40; 44
Bullough, Chuck.....	5	1999-2003
Butkus, Luke.....	3	2007-09
Byrd, Gill.....	7	2006-12
Callahan, Ray.....	3	1975-77
Carmichael, Pete.....	3	2001-03
Carr, Jim.....	3	1969; 73-74
Cavanaugh, Matt.....	4	1997-98; 2013-14
Cherundolo, Chuck.....	6	1966-68; 72-74
Clark, Mike.....	2	2013-14
Cody, Ed.....	6	1965-70
Coiner, Charlie.....	5	2001-05
Connor, George.....	2	1956-57
Crowton, Gary.....	2	1999-2000
Day, Shane.....	2	2010-11
DeBord, Mike.....	3	2010-12
DeCamillis, Joe.....	2	2013-14
DeCorrevont, Billy.....	1	1949
Dent, Richard.....	1	2003
Desai, Sean.....	5	2013-17
Dimancheff, Babe.....	3	1966-68
Donatelli, Ed.....	3	2015-17
Dooley, Jim.....	14	1963-67; 81-89
Dovell, Whitey.....	3	1972-74
Drake, Darryl.....	9	2004-12
Drayton, Stan.....	2	2015-16
Driscoll, Paddy.....	20	1941-55; 58-62

Name	Seasons	Years
Dunbar, Karl.....	1	2004
Dunn, John.....	1	2017
Ecklund, Brad.....	3	1975-77
Fangio, Vic.....	3	2015-17
Fears, Ivan.....	6	1993-98
Fewell, Perry.....	1	2005
Fichtner, Ross.....	3	1975-77
Flaherty, Pat.....	3	2001-03
Fortunato, Joe.....	2	1967-68
Frei, Jerry.....	3	1978-80
Garnes, Sam.....	2	2015-16
Gase, Adam.....	1	2015
George, Bill.....	1	1972
George, Jason.....	3	2015-17
George, Ryan.....	2	2007-08
Gerhart, Doug.....	1	1979
Gibron, Abe.....	7	1965-71
Gillman, Sid.....	1	1977
Goldston, Ralph.....	1	1974
Goodwin, Harold.....	3	2004-06
Grange, Red.....	8	1933-40
Gray, Torrian.....	2	2004-05
Groh, Mike.....	3	2013-15
Haley, Brick.....	2	2007-08
Haley, Todd.....	3	2001-03
Hamilton, Pep.....	3	2007-09
Handler, Phil.....	17	1952-68
Hardegree, Bo.....	1	2015
Harris, Chris.....	2	2013-14
Haupt, Dale.....	8	1978-85
Hayes-Stoker, Andrew.....	3	2010-12
Herring, Reggie.....	1	2014
Hiestand, Harry.....	5	2005-09
Hightower, Richard.....	1	2016
Hilton, John.....	3	1975-77
Hoener, Pete.....	1	2004
Hoke, Jon.....	6	2009-14
Holt, Tim.....	1	2012
Hughes, Ed.....	7	1982-88
Hurt, Clint.....	3	2014-16
Jagade, Chick.....	1	1956
Johnson, Curtis.....	1	2016
Johnson, Don.....	2	2005-06
Johnsos, Luke.....	30	1935-39; 41-42; 46-68
Jones, Rusty.....	8	2005-12
Kazor, Steve.....	11	1982-92
Kromer, Aaron.....	2	2013-14
Kuhlmann, Hank.....	5	1978-82
Landry, Greg.....	7	1986-92



ALL-TIME ASSISTANT COACHES

Name	Seasons	Years
LaRue, Jim	12	1978-89
Lee, Lloyd	5	2004-08
Levra, John	7	1986-92
Lindsey, Dale	3	1999-2001
Loggains, Dowell	3	2015-17
London, Charles	3	2007-09
Lord, Bob	1	1974
Luckman, Sid	16	1954; 56-70
Magazu, Dave	2	2015-16
Mainord, Carlos	6	1993-98
Marchibroda, Ted	1	1981
Marinelli, Rod	4	2009-12
Martz, Mike	2	2010-11
Mather, Chuck	8	1958-65
McDaniels, Ben	2	2017
McGinnis, David	10	1986-95
Meyer, Ken	3	1978-80
Meyer, Pat	2	2013-14
Modkins, Curtis	1	2017
Moeller, Gary	2	2002-03
Mosley, Earle	5	1999-2003
Moss, Perry	4	1970-73
Ngo, Pierre	2	2015, 2017
Nickerson, Hardy	1	2007
Norris, Rex	4	1999-2002
Nugent, Brandon	2	2013-14
O'Connor, Fred	3	1975-77
O'Dea, Kevin	4	2006-07; 11-12
Olson, Greg	1	2003
Pasqualoni, Paul	1	2014
Peete, Skip	2	2013-14
Peete, Willie	3	1995-97
Pendry, Joe	2	1993-94
Perry, Rick	3	2015-17
Phair, Mike	3	2011-13
Pires, Glenn	3	2015-17
Plumb, Ted	8	1980-85; 96-97
Ragone, Dave	2	2016-17
Rapp, Vic	4	1989-92
Ringo, Jim	3	1969-71
Rivera, Ron	3	2004-06
Rodgers, Jay	3	2015-17
Rodgers, Jeff	3	2015-17

Name	Seasons	Years
Roland, Johnny	11	1982-92
Ronzani, Gene	3	1947-49
Rossley, Tom	1	1998
Ryan, Buddy	8	1978-85
Schiano, Greg	3	1996-98
Scovil, Doug	1	1978
Shaughnessy, Clark	12	1951-62
Shaw, Bob	3	1969-71
Shea, Terry	1	2004
Shinnick, Don	2	1970-71
Shoop, John	5	1999-2003
Shula, Mike	3	1993-95
Sinclair, Michael	1	2013
Slowik, Bob	6	1993-98
Smith, Frank	3	2015-17
Smith, Mikal	3	2010-12
Spencer, Tim	9	2004-12
Staley, Brandon	1	2017
Stanfel, Dick	12	1981-92
Stoltz, Jerry	4	1973-76
Stukes, Dwayne	2	2013-14
Stydahar, Joe	2	1963-64
Sweatman, Mike	3	2001-03
Swinton, Derius	3	2015, 17
Tabor, Chris	3	2008-10
Tibesar, Tim	1	2013
Tice, Mike	3	2010-12
Tobin, Vince	7	1986-92
Toub, Dave	9	2004-12
Tucker, Mel	2	2013-14
Turner, Clyde "Bulldog"	5	1952-56
Turner, Ron	9	1993-96; 2005-09
Walch, Carson	2	2013-14
Walquist, Laurie	2	1933-34
Washburn, Jeremiah	1	2017
Washington, Eric	3	2008-10
Wilkerson, Ben	3	2015-17
Wilks, Steven	3	2006-08
Wilson, George	2	1947-48
Wilson, Wade	3	2004-06
Wise, Tony	6	1993-98
Wylie, Bob	5	1999-2003
Yaralian, Zaven	3	1990-92



CHICAGO BEARS ALL-TIME PRESEASON RESULTS

1921 - 1-0	Chi	Opp
O 2 Waukegan Legion	W	35 0

1923 - 0-0-1	Chi	Opp
D 16 Milwaukee Badgers	T	0 0

1924 - 2-1	Chi	Opp
D 7 Cleveland Bulldogs	W	23 0
D 13 Frankford Yellow Jackets	W	13 10
D 14 Rock Island Independents	L	6 7

1927 - 1-0	Chi	Opp
S 18 LaGrange All-Suburbans	W	28 0

1928 - 1-0	Chi	Opp
O 7 Minneapolis Marines	W	12 6

1929 - 1-1	Chi	Opp
N 23 Memphis Tigers	W	39 19
D 22 Memphis Tigers	L	6 16

1930 - 1-1	Chi	Opp
O 2 Milwaukee Nighthawks	W	26 0
N 23 Ironton (OH) Tanks	L	13 26
D 15 Chicago Cardinals	W	9 7

1931 - 1-0	Chi	Opp
O 4 Cicero Boosters	W	43 0

1932 - 3-0-1	Chi	Opp
S 18 Cleveland Panthers	W	26 0
N 16 St. Louis Gunners	W	35 0
D 25 Portsmouth Spartans	T	6 6
D 26 Boston Braves	W	21 0

1933 - 2-0	Chi	Opp
S 10 Cicero Boosters	W	60 0
S 16 Notre Dame All-Stars	W	14 0

1934 - 3-0-1	Chi	Opp
A 30 College All-Stars	T	0 0
S 6 Indiana Harbor Gophers	W	19 6
S 9 Chicago Tigers	W	41 0
S 12 LaCrosse Old Style Lagers	W	25 0
O 17 Green Bay Packers	W	10 6
N 7 Minnesota Stars	W	14 3
D 15 Philadelphia Eagles	W	28 14
D 22 Brooklyn Dodgers	W	20 6
D 23 Memphis Tigers	W	30 13
J 13 Chicago Cardinals	L	9 13
J 20 Pacific Coast Stars	W	26 7
J 27 New York Giants	W	21 0

1935 - 5-0	Chi	Opp
A 30 College All-Stars	W	5 0
S 8 Badger All-Stars	W	58 0
S 11 Calumet All-Stars	W	40 0
S 15 American Legion All-Stars	W	41 0

1936 - 1-1	Chi	Opp
S 7 Texas All-Stars	L	6 7
S 8 Oklahoma All-Stars	W	14 6

1937 - 3-1	Chi	Opp
S 6 Texas All-Stars	L	0 6
S 7 Oklahoma All-Stars	W	25 0
S 10 Calumet Indians	W	34 0
S 12 Des Moines Comets	W	39 0

1938 - 4-1	Chi	Opp
S 1 Eastern All-Stars	W	26 14
S 5 Southern All-Stars	W	32 18
S 23 Negro All-Stars	W	51 0
S 25 Cincinnati Bengals	L	13 17
S 27 Los Angeles Bulldogs	W	14 12

1939 - 3-0	Chi	Opp
S 5 Calumet All-Stars	W	13 0
S 9 Glen Ellyn All-Stars	W	55 6
S 27 Cincinnati Bengals	W	26 6

1940 - 6-1	Chi	Opp
A 24 Calumet Indians	W	48 6
A 30 Pittsburgh Steelers	L	9 10
S 5 Philadelphia Eagles	W	27 21
S 8 Newark Bears	W	35 7
S 12 Calumet Indians	W	52 0
S 15 St. Louis Gunners	W	59 0
D 29 National League Stars	W	28 14

1941 - 6-0	Chi	Opp
A 19 Kenosha Cardinals	W	27 6
A 28 College All-Stars	W	37 13
S 9 Brooklyn Dodgers	W	14 9
S 11 Eastern All-Stars	W	23 6
S 14 Newark Bears	W	47 12
J 4 National League Stars	W	35 24

1942 - 5-0	Chi	Opp
A 22 Camp Grant	W	32 6
A 28 College All-Stars	W	21 0
S 5 Pittsburgh Steelers	W	40 20
S 13 Washington Redskins	W	38 14
S 20 Army All-Stars	W	14 7

Italics indicates mid- or post-season exhibition games.



1943 - 3-0			Chi	Opp
S	5	New York Giants	W	42 28
S	12	Washington Redskins	W	21 14
S	16	Phil.-Pitt. Steagles	W	20 7

1944 - 3-1			Chi	Opp
A	30	College All-Stars	W	24 21
S	10	Washington Redskins	L	7 21
S	17	New York Giants	W	20 10
O	1	Washington Redskins	W	28 0

1945 - 1-2			Chi	Opp
S	11	Washington Redskins	L	7 14
S	19	Philadelphia Eagles	L	21 38
S	23	New York Giants	W	14 13

1946 - 5-0			Chi	Opp
S	1	New York Giants	W	19 0
S	5	Boston Yanks	W	24 17
S	13	Philadelphia Eagles	W	24 12
S	17	Akron Bears	W	38 13
S	22	Washington Redskins	W	20 14

1947 - 3-1			Chi	Opp
A	22	College All-Stars	L	0 16
S	7	Boston Yanks	W	37 20
S	13	Philadelphia Eagles	W	13 10
S	17	Washington Redskins	W	28 7

1948 - 4-1			Chi	Opp
A	22	Pittsburgh Steelers	W	28 14
A	28	Philadelphia Eagles	W	24 23
S	5	Boston Yanks	W	42 7
S	9	Boston Yanks	W	24 14
S	14	New York Giants	L	7 17

1949 - 4-1			Chi	Opp
A	20	Pittsburgh Steelers	W	34 0
A	28	New York Bulldogs	W	14 7
S	4	Washington Redskins	W	28 17
S	10	New York Giants	W	20 17
S	17	Philadelphia Eagles	L	7 14

1950 - 4-2			Chi	Opp
A	12	New York Yanks	W	34 33
A	18	New York Giants	L	7 10
A	24	Baltimore Colts	W	21 17
A	26	Pittsburgh Steelers	W	30 14
S	1	Cleveland Browns	L	23 27
S	10	Philadelphia Eagles	W	10 3

1951 - 3-4			Chi	Opp
A	23	Los Angeles Rams	L	14 42
A	26	San Francisco 49ers	W	24 7
S	2	New York Giants	L	0 14
S	9	Cleveland Browns	L	21 32
S	15	Philadelphia Eagles	W	31 6
S	19	Washington Redskins	W	21 19
S	23	Pittsburgh Steelers	L	17 21

1952 - 4-1			Chi	Opp
A	12	Pittsburgh Steelers	W	14 9
A	29	Cleveland Browns	L	7 14
S	6	Philadelphia Eagles	W	37 7
S	14	New York Giants	W	17 7
S	20	Pittsburgh Steelers	W	22 0

1953 - 2-4			Chi	Opp
A	15	Pittsburgh Steelers	L	10 29
A	22	Philadelphia Eagles	L	10 24
A	29	Pittsburgh Steelers	W	31 28
S	3	New York Giants	L	7 14
S	11	Cleveland Browns	L	14 20
S	20	Chicago Cardinals	W	14 13

1954 - 3-3			Chi	Opp
A	14	Pittsburgh Steelers	W	21 14
A	18	Chicago Cardinals	L	0 10
A	28	Philadelphia Eagles	L	21 24
S	4	Washington Redskins	W	28 24
S	12	New York Giants	W	28 24
S	18	Cleveland Browns	L	7 35

1955 - 3-2			Chi	Opp
A	20	Chicago Cardinals	L	6 21
A	26	Philadelphia Eagles	L	20 27
S	3	Washington Redskins	W	45 10
S	10	New York Giants	W	7 0
S	15	Cleveland Browns	W	24 21

1956 - 5-1			Chi	Opp
A	18	Chicago Cardinals	W	31 7
A	24	Philadelphia Eagles	W	28 21
S	1	Washington Redskins	W	17 3
S	8	Pittsburgh Steelers	W	21 10
S	15	New York Giants	W	20 10
S	21	Cleveland Browns	L	14 24



CHICAGO BEARS ALL-TIME PRESEASON RESULTS

1957 - 4-1-1

	Chi	Opp
A 17 Pittsburgh Steelers	W 24	7
A 24 Baltimore Colts	T 24	24
A 30 New York Giants	L 17	24
S 8 Philadelphia Eagles	W 24	14
S 14 Pittsburgh Steelers	W 37	10
S 20 Cleveland Browns	W 29	3

1958 - 6-0

	Chi	Opp
A 17 Chicago Cardinals	W 24	7
A 24 Philadelphia Eagles	W 3	0
A 30 Pittsburgh Steelers	W 17	10
S 5 Detroit Lions	W 24	17
S 12 Cleveland Browns	W 42	31
S 21 Washington Redskins	W 27	24

1959 - 5-1

	Chi	Opp
A 15 Green Bay Packers	W 19	16
A 22 Philadelphia Eagles	W 24	21
A 29 Pittsburgh Steelers	W 54	17
S 5 Washington Redskins	W 52	14
S 11 New York Giants	W 18	6
S 19 Cleveland Browns	L 31	33

1960 - 3-2

	Chi	Opp
A 15 New York Giants	W 16	7
A 27 Green Bay Packers	L 7	35
S 3 Washington Redskins	W 17	0
S 10 Cleveland Browns	L 10	16
S 16 Pittsburgh Steelers	W 21	10

1961 - 4-2

	Chi	Opp
A 5 Montreal Alouettes	W 34	16
A 12 Philadelphia Eagles	L 10	38
A 19 Washington Redskins	W 29	13
A 26 Green Bay Packers	L 14	24
S 2 Minnesota Vikings	W 30	7
S 8 Pittsburgh Steelers	W 24	21

1962 - 0-5

	Chi	Opp
A 11 Pittsburgh Steelers	L 14	19
A 18 Philadelphia Eagles	L 14	28
A 25 Green Bay Packers	L 21	35
S 1 Washington Redskins	L 28	29
S 7 Cleveland Browns	L 24	28

1963 - 3-2

	Chi	Opp
A 10 New York Giants	W 17	7
A 15 Washington Redskins	W 28	26
A 24 Green Bay Packers	L 7	26
A 31 St. Louis Cardinals	L 14	17
S 7 Baltimore Colts	W 14	7

1964 - 3-2

	Chi	Opp
A 7 College All-Stars	W 28	17
A 14 Washington Redskins	W 14	13
A 22 Green Bay Packers	L 7	21
A 28 St. Louis Cardinals	L 3	7
S 7 Dallas Cowboys	W 21	6

1965 - 2-3

	Chi	Opp
A 12 Washington Redskins	W 31	30
A 21 Green Bay Packers	L 14	31
A 28 Los Angeles Rams	W 28	14
S 3 St. Louis Cardinals	L 3	25
S 11 Dallas Cowboys	L 21	34

1966 - 3-1

	Chi	Opp
A 6 Philadelphia Eagles	L 21	40
A 12 Green Bay Packers	W 13	10
A 20 Washington Redskins	W 21	10
S 2 St. Louis Cardinals	W 22	20

1967 - 2-3

	Chi	Opp
A 9 Washington Redskins	L 14	37
A 18 Green Bay Packers	L 0	18
A 23 Kansas City Chiefs	L 24	66
S 1 St. Louis Cardinals	W 42	14
S 9 Philadelphia Eagles	W 14	0

1968 - 4-1

	Chi	Opp
A 3 Dallas Cowboys	W 30	24
A 10 Baltimore Colts	L 0	10
A 19 Green Bay Packers	W 10	7
A 24 Washington Redskins	W 45	13
S 6 St. Louis Cardinals	W 19	17

1969 - 3-3

	Chi	Opp
A 2 Washington Redskins	L 7	13
A 9 Miami Dolphins	W 16	10
A 16 Green Bay Packers	W 19	9
A 22 Houston Oilers	L 17	19
A 30 Buffalo Bills	W 23	16
S 12 St. Louis Cardinals	L 31	37

1970 - 1-4-1

	Chi	Opp
A 8 Houston Oilers	W 23	13
A 15 Green Bay Packers	T 6	6
A 24 San Diego Chargers	L 9	14
A 29 St. Louis Cardinals	L 3	24
S 5 Denver Broncos	L 17	30
S 11 Minnesota Vikings	L 30	31

**1971 - 3-3**

	Chi	Opp
A 7 Green Bay Packers	W	2 0
A 14 Baltimore Colts	L	13 21
A 21 Minnesota Vikings	L	14 34
A 28 Cleveland Browns	W	20 19
S 4 Houston Oilers	L	17 37
S 12 Denver Broncos	W	33 17

1972 - 1-4-1

	Chi	Opp
A 5 Kansas City Chiefs	L	10 24
A 10 Houston Oilers	W	20 17
A 20 New England Patriots	L	17 27
A 27 Green Bay Packers	L	7 10
S 3 Buffalo Bills	T	24 24
S 9 St. Louis Cardinals	L	14 33

1973 - 3-1-2

	Chi	Opp
A 4 Green Bay Packers	T	13 13
A 11 Houston Oilers	W	34 7
A 18 Miami Dolphins	T	9 9
A 26 Buffalo Bills	W	13 10
S 1 St. Louis Cardinals	W	31 20
S 9 Washington Redskins	L	3 7

1974 - 1-5

	Chi	Opp
A 3 St. Louis Cardinals	L	7 10
A 12 Pittsburgh Steelers	L	21 50
A 17 Green Bay Packers	L	10 20
A 26 Baltimore Colts	W	20 16
A 31 Houston Oilers	L	20 37
S 9 Miami Dolphins	L	7 30

1975 - 2-4

	Chi	Opp
A 9 San Diego Chargers	W	22 0
A 16 Green Bay Packers	L	9 13
A 23 St. Louis Cardinals	W	14 13
A 30 Denver Broncos	L	0 13
S 6 Miami Dolphins	L	10 21
S 13 Houston Oilers	L	13 24

1976 - 5-1

	Chi	Opp
J 31 Denver Broncos	(DN) W	15 14
A 7 Seattle Seahawks	(SP) W	27 16
A 14 Baltimore Colts	(S) W	25 14
A 21 St. Louis Cardinals	(S) L	14 20
A 28 Tampa Bay Buccaneers	(TB) W	10 7
S 3 Washington Redskins	(DC) W	9 7

1977 - 3-4

	Chi	Opp
J 30 New York Jets	(CN) W	20 6
A 6 New Orleans Saints	(S) L	14 20
A 13 Oakland Raiders	(O) W	20 13
A 20 Houston Oilers	(H) W	14 10

A 25 Cleveland Browns	(CC) L	7 14
S 2 St. Louis Cardinals	(SC) L	14 23
S 10 Cincinnati Bengals	(S) L	6 24

1978 - 0-4

	Chi	Opp
A 5 Oakland Raiders	(S) L	13 14
A 12 St. Louis Cardinals	(S) L	14 26
A 19 Cincinnati Bengals	(CI) L	3 27
A 24 Seattle Seahawks	(SE) L	7 16

1979 - 3-1

	Chi	Opp
A 4 New York Jets	(S) W	27 14
A 11 New Orleans Saints	(NO) W	13 6
A 18 Cincinnati Bengals	(S) W	17 13
A 25 St. Louis Cardinals	(SL) L	7 10

1980 - 1-3

	Chi	Opp
A 10 New York Jets	(NJ) W	21 9
A 16 Cincinnati Bengals	(CI) L	3 21
A 23 Cleveland Browns	(S) L	31 33
A 30 St. Louis Cardinals	(S) L	13 21

1981 - 2-2

	Chi	Opp
A 8 New York Giants	(S) L	7 23
A 15 Kansas City Chiefs	(KC) L	0 13
A 22 Cincinnati Bengals	(S) W	24 21
A 29 St. Louis Cardinals	(SL) W	31 27

1982 - 1-3

	Chi	Opp
A 16 San Diego Chargers	(SD) L	27 28
A 21 Buffalo Bills	(BF) W	21 14
A 28 St. Louis Cardinals	(S) L	3 10
S 4 Baltimore Colts	(S) L	17 26

1983 - 3-1

	Chi	Opp
A 6 Buffalo Bills	(S) W	27 17
A 13 St. Louis Cardinals	(SL) L	24 27
A 20 Los Angeles Raiders	(LA) W	27 21
A 27 Kansas City Chiefs	(S) W	20 17

1984 - 1-3

	Chi	Opp
A 4 St. Louis Cardinals	(S) L	10 19
A 11 Green Bay Packers	(ML) L	10 17
A 18 Cincinnati Bengals	(S) L	17 25
A 26 Buffalo Bills	(I) W	38 7

1985 - 1-3

	Chi	Opp
A 9 St. Louis Cardinals	(SL) L	3 10
A 17 Indianapolis Colts	(S) L	13 24
A 26 *Dallas Cowboys	(DA) L	13 15
A 31 Buffalo Bills	(S) W	45 14



CHICAGO BEARS ALL-TIME PRESEASON RESULTS

1986 - 4-1

			Chi	Opp
A 3	**Dallas Cowboys	(LN) W	17	6
A 9	Pittsburgh Steelers	(TR) W	33	13
A 16	Indianapolis Colts	(S) W	38	21
A 23	St. Louis Cardinals	(S) L	7	14
A 30	Buffalo Bills	(ND) W	31	17

1987 - 3-1

			Chi	Opp
A 16	Miami Dolphins	(JR) W	10	3
A 22	Pittsburgh Steelers	(S) W	50	14
A 31	*St. Louis Cardinals	(S) L	16	20
S 5	Los Angeles Raiders	(LA) W	20	17

1988 - 1-3

			Chi	Opp
A 6	Miami Dolphins	(S) W	20	17
A 14	**Minnesota Vikings	(SW) L	21	28
A 22	*Dallas Cowboys	(DA) L	9	17
A 26	Los Angeles Raiders	(S) L	22	37

1989 - 2-2

			Chi	Opp
A 14	*Miami Dolphins	(JR) W	28	20
A 19	San Diego Chargers	(S) L	7	24
A 27	Kansas City Chiefs	(S) L	17	22
S 2	Los Angeles Raiders	(LA) W	41	38

1990 - 4-1

			Chi	Opp
A 4	Cleveland Browns	(CN) W	13	0
A 11	Miami Dolphins	(S) W	10	6
A 18	Phoenix Cardinals	(TM) W	17	9
A 24	Los Angeles Raiders	(S) L	3	20
A 30	Buffalo Bills	(SC) W	35	7

1991 - 2-3

			Chi	Opp
J 26	Miami Dolphins	(JR) W	6	0
A 3	**San Francisco 49ers	(G) L	7	21
A 11	Phoenix Cardinals	(S) L	10	12
A 17	Los Angeles Raiders	(LA) L	10	13
A 24	Buffalo Bills	(S) W	30	13

1992 - 1-3

			Chi	Opp
A 10	*New Orleans Saints	(S) L	31	34
A 15	Phoenix Cardinals	(TM) L	17	20
A 23	Pittsburgh Steelers	(S) L	17	28
A 28	Dallas Cowboys	(TX) W	20	13

1993 - 1-3

			Chi	Opp
A 8	Philadelphia Eagles	(V) L	9	13
A 14	Phoenix Cardinals	(S) L	10	11
A 23	*New Orleans Saints	(NO) L	14	20
A 27	Dallas Cowboys	(S) W	23	21

1994 - 4-0

			Chi	Opp
A 5	Philadelphia Eagles	(S) W	12	6
A 13	Arizona Cardinals	(TM) W	16	0
A 22	*Kansas City Chiefs	(KC) W	21	18
A 27	New York Giants	(S) W	27	21

1995 - 1-3

			Chi	Opp
A 4	Carolina Panthers	(S) W	18	15
A 14	*Cleveland Browns	(CL) L	13	55
A 20	Arizona Cardinals	(S) L	16	17
A 24	Indianapolis Colts	(I) L	7	29

1996 - 1-3

			Chi	Opp
A 3	Carolina Panthers	(C) L	12	30
A 11	Miami Dolphins	(S) W	24	21
A 17	New Orleans Saints	(NO) L	21	31
A 22	# Kansas City Chiefs	(S) L	10	14

1997 - 2-3

			Chi	Opp
J 27	**Pittsburgh Steelers	(DB) L	17	30
A 2	Buffalo Bills	(BF) W	20	17 ot
A 10	Miami Dolphins	(PP) L	14	21
A 17	Arizona Cardinals	(S) W	22	10
A 22	New Orleans Saints	(S) L	7	13

1998 - 0-4

			Chi	Opp
A 8	Baltimore Ravens	(BA) L	14	19
A 14	Arizona Cardinals	(TM) L	24	27
A 21	Buffalo Bills	(S) L	9	17
A 28	New York Jets	(S) L	7	24

1999 - 2-2

			Chi	Opp
A 7	Indianapolis Colts	(S) W	9	6
A 13	Pittsburgh Steelers	(TR) L	23	30
A 21	St. Louis Rams	(S) W	38	24
A 28	Cleveland Browns	(CB) L	24	35

2000 - 2-2

			Chi	Opp
A 5	New York Giants	(NJ) W	20	8
A 12	Cleveland Browns	(S) W	19	6
A 19	Cincinnati Bengals	(CI) L	20	24
A 26	Tennessee Titans	(S) L	28	34

2001 - 1-3

			Chi	Opp
A 4	Cincinnati Bengals	(S) W	16	13 ot
A 11	Tennessee Titans	(AD) L	24	27
A 18	Kansas City Chiefs	(KC) L	9	10
A 25	Arizona Cardinals	(S) L	20	24

2002 - 1-3

			Chi	Opp
A 10	Denver Broncos	(IL) L	3	27
A 16	St. Louis Rams	(AC) W	19	17
A 23	Jacksonville Jaguars	(IL) L	16	24
A 29	Miami Dolphins	(PP) L	22	24

ALL-TIME PRESEASON RESULTS



2003-1-3		Chi	Opp
A 9	Indianapolis Colts (IL)	W	20 18
A 16	Denver Broncos (IL)	L	10 15
A 23	Arizona Cardinals (TM)	L	17 27
A 29	New England Patriots (CG)	L	23 38

2004 - 2-2		Chi	Opp
A 12	St. Louis Rams (EJ)	W	13 10 ot
A 21	San Francisco 49ers (S)	W	20 13
A 27	New Orleans Saints (S)	L	13 17
S 3	Cleveland Browns (CB)	L	10 24

2005 - 3-2		Chi	Opp
A 8	Miami Dolphins (CN)	W	27 24
A 12	St. Louis Rams (EJ)	L	13 17
A 20	Indianapolis Colts (I)	W	24 17
A 26	Buffalo Bills (S)	W	16 12
S 1	Cleveland Browns (S)	L	6 16

2006 - 2-2		Chi	Opp
A 11	San Francisco 49ers (SF)	L	14 28
A 18	San Diego Chargers (S)	W	24 3
A 25	Arizona Cardinals (S)	L	16 23
A 31	Cleveland Browns (CB)	W	20 7

2007- 3-1		Chi	Opp
A 11	Houston Texans (R)	W	20 19
A 20	Indianapolis Colts (I)	W	27 24
A 25	San Francisco 49ers (S)	W	31 28
A 30	Cleveland Browns (S)	L	9 19

2008 - 1-3		Chi	Opp
A 7	Kansas City Chiefs (S)	L	20 24
A 16	Seattle Seahawks (SS)	L	26 29
A 21	San Francisco 49ers (S)	L	30 37
A 28	Cleveland Browns (CB)	W	16 10

2009 - 3-1		Chi	Opp
A 15	Buffalo Bills (BF)	L	20 27
A 22	New York Giants (S)	W	17 3
A 30	Denver Broncos (IN)	W	27 17
S 3	Cleveland Browns (S)	W	26 23

2010 - 0-4		Chi	Opp
A 14	San Diego Chargers (SD)	L	10 25
A 21	Oakland Raiders (S)	L	17 32
A 28	Arizona Cardinals (S)	L	9 14
S 2	Cleveland Browns (CB)	L	10 13

2011 - 2-2		Chi	Opp
A 13	Buffalo Bills (S)	W	10 3
A 22	New York Giants (NM)	L	13 41
A 27	Tennessee Titans (CO)	L	13 14
S 1	Cleveland Browns (S)	W	24 14

2012 - 3-1		Chi	Opp
A 9	Denver Broncos (S)	L	3 31
A 22	Washington Redskins (S)	W	33 31
A 27	New York Giants (NM)	W	20 17
S 1	Cleveland Browns (CB)	W	28 20

2013 - 2-2		Chi	Opp
A 9	Carolina Panthers (C)	L	17 24
A 15	San Diego Chargers (S)	W	33 28
A 23	Oakland Raiders (O)	W	34 26
A 29	Cleveland Browns (S)	L	16 18

2014 - 2-2		Chi	Opp
A 8	Philadelphia Eagles (S)	W	34 28
A 14	Jacksonville Jaguars (S)	W	20 19
A 22	Seattle Seahawks (SS)	L	6 34
A 28	Cleveland Browns (CB)	L	13 33

2015 - 3-1		Chi	Opp
A 13	Miami Dolphins (S)	W	27 10
A 22	Indianapolis Colts (LO)	W	23 11
A 29	Cincinnati Bengals (PB)	L	10 21
S 3	Cleveland Browns (S)	W	24 0

2016 - 1-3		Chi	Opp
A 11	Denver Broncos (S)	L	0 22
A 18	New England Patriots (GI)	L	22 23
A 27	Kansas City Chiefs (KC)	L	7 23
S 1	Cleveland Browns (CB)	W	21 7

2017 - 2-2		Chi	Opp
A 10	Denver Broncos (S)	L	17 24
A 19	Arizona Cardinals (PX)	W	24 23
A 27	Tennessee Titans (CO)	W	19 7
A 31	Cleveland Browns (S)	L	0 25

All-time Preseason Record: 238-174-8 (.576)

* Indicates Monday Night Football

** American Bowl game (overseas)

Game terminated in 3rd quarter due to lightning.

† See page 431 for stadium codes.



CHICAGO BEARS ALL-TIME POSTSEASON RESULTS

Date	Game	Winner	Loser	Chi-Opp	Site
12-17-33	NFL Championship	BEARS	NY Giants	23-21	Wrigley Field
12-9-34	NFL Championship	NY Giants	BEARS	13-30	Polo Grounds
12-12-37	NFL Championship	Washington	BEARS	21-28	Wrigley Field
12-8-40	NFL Championship	BEARS	Washington	73-0	Griffith Stadium
12-14-41	Conference Championship	BEARS	Green Bay	33-14	Wrigley Field
12-21-41	NFL Championship	BEARS	NY Giants	37-9	Wrigley Field
12-13-42	NFL Championship	Washington	BEARS	6-14	Griffith Stadium
12-26-43	NFL Championship	BEARS	Washington	41-21	Wrigley Field
12-15-46	NFL Championship	BEARS	NY Giants	24-14	Polo Grounds
12-17-50	Conference Championship	LA Rams	BEARS	14-24	LA Coliseum
12-30-56	NFL Championship	NY Giants	BEARS	7-47	Yankee Stadium
12-29-63	NFL Championship	BEARS	NY Giants	14-10	Wrigley Field
12-26-77	NFC Divisional	Dallas	BEARS	7-37	Texas Stadium
12-23-79	NFC Wild Card	Philadelphia	BEARS	17-27	Veterans Stadium
12-30-84	NFC Divisional	BEARS	Washington	23-19	RFK Memorial
1-6-85	Conference Championship	San Francisco	BEARS	0-23	Candlestick Park
1-5-86	NFC Divisional	BEARS	NY Giants	21-0	Soldier Field
1-12-86	Conference Championship	BEARS	LA Rams	24-0	Soldier Field
1-26-86	Super Bowl XX	BEARS	New England	46-10	Louisiana Superdome
1-3-87	NFC Divisional	Washington	BEARS	13-27	Soldier Field
1-10-88	NFC Divisional	Washington	BEARS	17-21	Soldier Field
12-31-88	NFC Divisional	BEARS	Philadelphia	20-12	Soldier Field
1-8-89	Conference Championship	San Francisco	BEARS	3-28	Soldier Field
1-6-91	First Round	BEARS	New Orleans	16-6	Soldier Field
1-13-91	NFC Divisional	NY Giants	BEARS	3-31	Giants Stadium
12-29-91	First Round	Dallas	BEARS	13-17	Soldier Field
1-1-95	First Round	BEARS	Minnesota	35-18	HHH Metrodome
1-7-95	NFC Divisional	San Francisco	BEARS	15-44	Candlestick Park
1-19-02	NFC Divisional	Philadelphia	BEARS	19-33	Soldier Field
1-15-06	NFC Divisional	Carolina	BEARS	21-29	Soldier Field
1-14-07	NFC Divisional	BEARS	Seattle	27-24 (ot)	Soldier Field
1-21-07	Conference Championship	BEARS	New Orleans	39-14	Soldier Field
2-4-07	Super Bowl XLI	Indianapolis	BEARS	17-29	Dolphin Stadium
1-16-11	NFC Divisional	BEARS	Seattle	35-24	Soldier Field
1-23-11	Conference Championship	Green Bay	BEARS	14-21	Soldier Field

PLAYOFF APPEARANCES

The Bears rank tied for eighth in the NFL in all-time playoff appearances. Only Dallas (32), Green Bay (32), the New York Giants (32), Pittsburgh (31), Minnesota (29), the L.A. Rams (28) and Indianapolis (27) have reached the playoffs more than Chicago. The Bears have an overall playoff record of 17-18 including a 13-8 (.619) record at home and 4-10 (.286) mark on the road.

Team	Playoff App.	Team	Playoff App.	Team	Playoff App.
Dallas.....	32	Cleveland.....	24	Cincinnati.....	14
Green Bay.....	32	Washington.....	24	N.Y. Jets.....	14
N.Y. Giants.....	32	Miami.....	23	Atlanta.....	14
Pittsburgh.....	31	Oakland.....	22	New Orleans.....	11
Minnesota.....	29	Tennessee.....	22	Arizona.....	10
L.A. Rams.....	28	Denver.....	21	Baltimore.....	10
Indianapolis.....	27	Kansas City.....	20	Tampa Bay.....	10
Chicago.....	25	Buffalo.....	19	Carolina.....	8
New England.....	25	L.A. Chargers.....	18	Jacksonville.....	7
San Francisco.....	25	Detroit.....	17	Houston.....	4
Philadelphia.....	25	Seattle.....	16		



1963 NFL Championship

Chicago Bears 14, New York Giants 10

December 29, 1963

Wrigley Field

Attendance: 45,801

Weather: 11 degrees; wind W 11 mph

	1	2	3	4	Final
Chicago Bears	7	0	7	0	14
New York Giants	7	3	0	0	10

Team	Q	Play	NYG	CHI
NYG	1	Gifford 14-yard pass from Tittle (Chandler kick)	7	0
CHI	1	Wade 2-yard run (Jencks kick)	7	7
NYG	2	Chandler 13-yard field goal	10	7
CHI	3	Wade 1-yard run (Jencks kick)	10	14

FINAL INDIVIDUAL STATISTICS

Chicago Bears

RUSHING	NO	YDS	AVG	LG	TD
Bull	13	42	3.2	12	0
Wade	8	34	4.3	12	2
Galimore	7	12	1.7	7	0
Marconi	3	5	1.7	3	0

RECEIVING	NO	YDS	AVG	LG	TD
Marconi	3	64	21.3	34	0
Ditka	3	38	12.7	15	0
Morris	2	19	9.5	11	0
Coia	1	22	22.0	22	0
Bull	1	-5	-5.0	-5	0

INTERCEPTIONS	NO	YDS	AVG	LG	TD
L. Morris	1	61	61.0	61	0
O'Bradovich	1	10	10.0	10	0
McRae	1	0	0.0	0	0
Petitbon	1	0	0.0	0	0
Whitsell	1	0	0.0	0	0

PUNTING	NO	YDS	AVG	LG	IN20	TB
Green	7	286	40.9	48	3	0

PUNT RETURNS	NO	YDS	AVG	LG	TD
J. Morris	2	5	2.5	3	0
Taylor	1	0	0.0	0	0

KICKOFF RET.	NO	YDS	AVG	LG	TD
Martin	1	11	11.0	11	0
Bull	2	24	12.0	14	0

PASSING (CHI)	ATT	COMP	YDS	PCT	TD	INT	LG	SK/YDS
Wade	28	10	138	35.7	0	0	34	1/9

PASSING (NYG)	ATT	COMP	YDS	PCT	TD	INT	LG	SK/YDS
Tittle	29	11	147	37.9	1	5	36	1/7
Griffing	1	0	0	0.0	0	0	0	0/0

New York Giants

RUSHING	NO	YDS	AVG	LG	TD
Morrison	18	61	3.4	20	0
King	9	39	4.3	10	0
McElhenny	7	19	2.7	8	0
Webster	3	7	2.3	6	0
Tittle	1	2	2.0	2	0

RECEIVING	NO	YDS	AVG	LG	TD
Gifford	3	45	15.0	16	1
Morrison	3	18	6.0	11	0
Thomas	2	46	23.0	36	0
McElhenny	2	20	10.0	12	0
Webster	1	18	18.0	18	0

INTERCEPTIONS	NO	YDS	AVG	LG	TD
None					

PUNTING	NO	YDS	AVG	LG	IN20	TB
Chandler	4	173	43.3	52	2	0

PUNT RETURNS	NO	YDS	AVG	LG	TD
McElhenny	2	19	9.5	10	0
Dove	1	2	2.0	2	0

KICKOFF RET.	NO	YDS	AVG	LG	TD
Dove	2	50	25.0	26	0
McElhenny	1	47	47.0	47	0

TEAM STATISTICS	CHI	NYG
Total First Downs	14	17
By Rushing	6	8
By Passing	7	9
By Penalty	1	0
Third Down: Md/Att.	5/15	7/14
Third Down: Eff.	33%	50%
Total Net Yards	222	268
Total Offensive Plays	60	69
Average Per Play	3.7	3.9
Net Yards Rushing	93	128
Total Rushing Plays	31	38
Avg. Per Rush	3.0	3.4
Net Yards Passing	129	140
Sacked/Yards Lost	1/9	1/7
Gross Yards Passing	138	147
Att.-Comp.-Int.	28-10-0	30-11-5
Completion Pct.	35.7	36.7
Punts/Average	7/40.9	4/43.3
Penalties/Yards	5/35	3/25
Fumbles/Lost	2/2	2/1
Field Goals	28, 34	13, 37
_ Denotes Converted Field Goal		

Chicago Bears Starting Lineups

LE J. Farrington	LE E. O'Bradovich
LT H. Lee	LT S. Jones
LG T. Karras	RT F. Williams
C M. Pyle	RE D. Atkins
RG R. Davis	LLB J. Fortunato
RT B. Wetoska	MLB B. George
RE M. Ditka	RLB L. Morris
QB B. Wade	LHB B. McRae
FL J. Morris	RHB D. Whitsell
HB W. Galimore	LS R. Petitbon
FB J. Marconi	RS R. Taylor

New York Giants Starting Lineups

LE D. Shofner	LE J. Katcavage
LT R. Brown	LT D. Modzelewski
LG D. Dess	RT J. LoVetere
C G. Larson	RE A. Robustelli
RG B. Bolin	LLB J. Hillebrand
RT J. Stroud	MLB S. Huff
RE J. Walton	RLB T. Scott
QB Y.A. Tittle	LHB E. Barnes
FL F. Gifford	RHB D. Lynch
HB P. King	LS D. Pesonen
FB J. Morrison	RS J. Patton



CHICAGO BEARS PLAYOFF SUMMARY

1977 NFC Divisional

Dallas Cowboys 37, Chicago Bears 7

December 26, 1977

Texas Stadium

Attendance: 64,758

Weather: 46 degrees; wind S 12 mph

	1	2	3	4	Final
Chicago Bears	0	0	0	7	7
Dallas Cowboys	7	10	17	3	37

Team	Q	Play	CHI	DAL
DAL	1	Dennison 2-yard run (Herrera kick)	0	7
DAL	2	DuPree 28-yard pass from Staubach (Herrera kick)	0	14
DAL	2	Herrera 21-yard field goal	0	17
DAL	3	Dorsett 23-yard run (Herrera kick)	0	24
DAL	3	Herrera 31-yard field goal	0	27
DAL	3	Dorsett 7-yard run (Herrera kick)	0	34
DAL	4	Herrera 27-yard field goal	0	37
CHI	4	Schubert 34-yard pass from Avellini (Thomas kick)	7	37

FINAL INDIVIDUAL STATISTICS

Chicago Bears

RUSHING	NO	YDS	AVG	LG	TD
Payton	19	60	3.1	11	0
Harper	5	11	2.2	6	0
Earl	2	6	3.0	3	0
Avellini	1	4	4.0	4	0

RECEIVING	NO	YDS	AVG	LG	TD
Schubert	5	69	13.8	34t	1
Payton	3	33	11.0	20	0
Scott	3	29	9.7	15	0
Latta	2	25	12.5	16	0
Earl	1	15	15.0	15	0
Harper	1	6	6.0	6	0

INTERCEPTIONS	NO	YDS	AVG	LG	TD
Livers	1	8	8.0	8	0

PUNTING	NO	YDS	AVG	LG	IN20	TB
Parsons	6	255	42.5	52	0	1

PUNT RETURNS	NO	YDS	AVG	LG	TD
Schubert	1	7	7.0	7	0

KICKOFF RET.	NO	YDS	AVG	LG	TD
Walterscheid	4	98	24.5	40	0
Payton	3	57	19.0	27	0
Musso	1	7	7.0	7	0

PASSING (CHI)	ATT	COMP	YDS	PCT	TD	INT	LG	SK/YDS
Avellini	25	15	177	60.0	1	4	34t	3/34

PASSING (DAL)	ATT	COMP	YDS	PCT	TD	INT	LG	SK/YDS
Staubach	13	8	134	61.5	1	1	32	2/2
D. White	1	0	0	0.0	0	0	0	0/0

Dallas Cowboys

RUSHING	NO	YDS	AVG	LG	TD
Dorsett	17	85	5.0	23t	2
Newhouse	16	80	5.0	19	0
Dennison	8	40	5.0	11	1
Staubach	4	25	6.2	11	0
Brinson	3	3	1.0	3	0

RECEIVING	NO	YDS	AVG	LG	TD
D. Pearson	2	38	19.0	31	0
Dorsett	2	37	18.5	32	0
DuPree	1	28	28.0	28t	1
Newhouse	1	13	13.0	13	0
Richards	1	12	12.0	12	0
Brinson	1	6	6.0	6	0

INTERCEPTIONS	NO	YDS	AVG	LG	TD
Waters	3	53	17.7	25	0
Lewis	1	23	23.0	23	0

PUNTING	NO	YDS	AVG	LG	IN20	TB
D. White	3	111	37.0	41	1	0

PUNT RETURNS	NO	YDS	AVG	LG	TD
Johnson	3	26	8.7	13	0
Hill	1	12	12.0	12	0

KICKOFF RET.	NO	YDS	AVG	LG	TD
Brinson	1	28	28.0	28	0
Johnson	1	16	16.0	16	0

TEAM STATISTICS	CHI	DAL
Total First Downs	15	20
By Rushing	4	13
By Passing	9	7
By Penalty	2	0
Third Down: Md/Att.	2/10	3/9
Third Down: Eff.	20%	33%
Total Net Yards	224	365
Total Offensive Plays	55	64
Average Per Play	4.0	5.7
Net Yards Rushing	81	233
Total Rushing Plays	27	48
Avg. Per Rush	3.0	4.8
Net Yards Passing	143	132
Sacked/Yards Lost	3/34	2/2
Gross Yards Passing	177	134
Att.-Comp.-Int.	25-15-4	14-8-1
Completion Pct.	60.0	57.1
Punts/Average	6/42.5	3/37.0
Penalties/Yards	4/43	3/35
Fumbles/Lost	3/3	2/2
Field Goals	21, 31, 27	

_ Denotes Converted Field Goal

Chicago Bears Starting Lineups

WR B. Rather	LE M.
LT T. Albrecht	Hartenstine
LG N. Jackson	LT J. Osborne
C D. Peiffer	RT R. Rydalch
RG R. Sorey	RE B. Newsome
RT D. Lick	LLB D. Buffone
TE G. Latta	MLB T. Hicks
WR J. Scott	RLB W. Bryant
QB B. Avellini	LCB A. Ellis
RB R. Harper	RCB V. Livers
RB W. Payton	SS G. Fencik
	FS D. Plank

Dallas Cowboys Starting Lineups

WR G. Richards	
LT R. Neely	LE E. Jones
LG H. Scott	LT J. Pugh
C J. Fitzgerald	RT R. White
RG T. Rafferty	RE H. Martin
RT P. Donovan	LLB T. Henderson
TE B. DuPree	MLB B. Breunig
WR D. Pearson	RLB D.D. Lewis
QB R. Staubach	LCB B. Baines
RB T. Dorsett	RCB A. Kyle
RB R. Newhouse	SS C. Waters
	FS C. Harris



1979 NFC Wildcard

Philadelphia Eagles 27, Chicago Bears 17

December 23, 1979

Veterans Stadium

Attendance: 70,756

Weather: 45 degrees; wind W 7 mph

	1	2	3	4	Final
Chicago Bears	7	10	0	0	17
Philadelphia Eagles	7	3	7	10	27

Team	Q	Play	CHI	PHI
PHI	1	Carmichael 17-yard pass from Jaworski (Franklin kick)	0	7
CHI	1	Payton 2-yard run (Thomas kick)	7	7
PHI	2	Franklin 29-yard field goal	7	10
CHI	2	Payton 1-yard run (Thomas kick)	14	10
CHI	2	Thomas 30-yard field goal	17	10
PHI	3	Carmichael 29-yard pass from Jaworski (Franklin kick)	17	17
PHI	4	Campfield 63-yard pass from Jaworski (Franklin kick)	17	24
PHI	4	Franklin 34-yard field goal	17	27

FINAL INDIVIDUAL STATISTICS

Chicago Bears

RUSHING	NO	YDS	AVG	LG	TD
Payton	16	67	4.2	12	2
Williams	10	23	2.3	12	0
McClendon	2	6	3.0	3	0
Phipps	1	3	3.0	3	0

RECEIVING	NO	YDS	AVG	LG	TD
Payton	3	52	17.3	31	0
Watts	3	42	14.0	19	0
Baschnagel	3	38	12.7	15	0
Latta	2	6	3.0	4	0
Williams	2	4	2.0	4	0

INTERCEPTIONS	NO	YDS	AVG	LG	TD
Ellis	1	25	25.0	25	0

PUNTING	NO	YDS	AVG	LG	IN20	TB
Parsons	6	234	39.0	47	1	0

PUNT RETURNS	NO	YDS	AVG	LG	TD
Walterscheid	0	0	0.0	0	0

KICKOFF RET.	NO	YDS	AVG	LG	TD
Walterschied	3	66	22.0	24	0
Watts	2	31	15.5	22	0
Baschnagel	1	27	27.0	27	0

PASSING (CHI)	ATT	COMP	YDS	PCT	TD	INT	LG	SK/YDS
Phipps	30	13	142	43.3	0	2	31	1/0

PASSING (PHI)	ATT	COMP	YDS	PCT	TD	INT	LG	SK/YDS
Jaworski	23	12	204	52.2	3	1	63t	3/28

Philadelphia Eagles

RUSHING	NO	YDS	AVG	LG	TD
Montgomery	26	87	3.4	12	0
Harris	8	33	4.1	16	0
Jaworski	3	19	6.3	20	0

RECEIVING	NO	YDS	AVG	LG	TD
Carmichael	6	111	18.5	29t	2
Campfield	2	70	35	63t	1
Montgomery	2	0	0.0	8	0
Harris	1	15	15.0	15	0
Smith	1	8	8.0	8	0

INTERCEPTIONS	NO	YDS	AVG	LG	TD
Howard	1	0	0.0	0	0
Edwards	1	5	5.0	5	0

PUNTING	NO	YDS	AVG	LG	IN20	TB
Runager	4	162	40.5	50	2	0

PUNT RETURNS	NO	YDS	AVG	LG	TD
Henry	4	51	12.8	34	0

KICKOFF RET.	NO	YDS	AVG	LG	TD
Henry	3	76	25.3	29	0

TEAM STATISTICS	CHI	PHI
Total First Downs	15	18
By Rushing	7	8
By Passing	7	8
By Penalty	1	2
Third Down: Md/Att.	4/14	5/13
Third Down: Eff.	29%	38%
Total Net Yards	241	315
Total Offensive Plays	60	63
Average Per Play	4.0	5.0
Net Yards Rushing	99	139
Total Rushing Plays	29	37
Avg. Per Rush	3.4	3.8
Net Yards Passing	142	176
Sacked/Yards Lost	1/0	3/28
Gross Yards Passing	142	204
Att.-Comp.-Int.	30-13-2	23-12-1
Completion Pct.	43.3	52.2
Punts/Average	6/39.0	4/40.5
Penalties/Yards	4/35	4/46
Fumbles/Lost	1/1	4/2
Field Goals	30, 50	29, 34

_ Denotes Converted Field Goal

Chicago Bears Starting Lineups

WR R. Watts	LE D. Hampton
LT T. Albrecht	LT J. Osborne
LG N. Jackson	RT A. Page
C D. Neal	RE M. Hartenstine
RG R. Sorey	LLB J. Muckensturm
RT D. Lick	MLB T. Hicks
TE M. Cobb	RLB G. Campbell
WR B. Baschnagel	LCB T. Schmidt
QB M. Phipps	RCB A. Ellis
HB W. Payton	SS G. Fencik
FB D. Williams	FS D. Plank

Philadelphia Eagles Starting Lineups

WR H. Carmichael	LE C. Humphrey
LT S. Walters	MG C. Johnson
LG W. Key	RE C. Hairston
C G. Morris	OLB J. Bunting
RG W. Peoples	LILB J. Robinson
RT J. Sisemore	RILB F. LeMaster
TE K. Kreple	OLB R. Wilkes
WR C. Smith	LCB B. Howard
QB R. Jaworski	RCB H. Edwards
HB W. Montgomery	SS R. Logan
FB L. Harris	FS J. Sciarra



CHICAGO BEARS PLAYOFF SUMMARY

1984 NFC Divisional

Chicago Bears 23, Washington Redskins 19

December 30, 1984

RFK Memorial

Attendance: 55,431

Weather: 57 degrees; wind N 12 mph

	1	2	3	4	Final
Chicago Bears	0	10	13	0	23
Washington Redskins	3	0	14	2	19

Team	Q	Play	CHI	WAS
WAS	1	Moseley 25-yard field goal	0	3
CHI	2	Thomas 34-yard field goal	3	3
CHI	2	Dunsmore 19-yard pass from Payton (Thomas kick)	10	3
CHI	3	Gault 75-yard pass from Fuller (kick failed)	16	3
WAS	3	Riggins 1-yard run (Moseley kick)	16	10
CHI	3	McKinnon 16-yard pass from Fuller (Thomas kick)	23	10
WAS	3	Riggins 1-yard run (Moseley kick)	23	17
WAS	4	Finzer takes safety	23	19

FINAL INDIVIDUAL STATISTICS

Chicago Bears

RUSHING	NO	YDS	AVG	LG	TD
Payton	24	104	4.3	12	0
Suhey	7	7	1.0	6	0
Fuller	2	5	2.5	5	0
C. Thomas	1	5	5.0	5	0
Finzer	1	-7	-7.0	-7	0

RECEIVING	NO	YDS	AVG	LG	TD
McKinnon	4	72	18.0	36	1
Gault	1	75	75.0	75t	1
Suhey	1	33	33.0	33	0
Dunsmore	1	19	19.0	19t	0
C. Thomas	1	13	13.0	13	0
Payton	1	12	12.0	12	0
Moorehead	1	6	6.0	6	0

INTERCEPTIONS	NO	YDS	AVG	LG	TD
Richardson	1	0	0.0	0	0

PUNTING	NO	YDS	AVG	LG	IN20	TB
Finzer	5	197	39.4	45	3	0

PUNT RETURNS	NO	YDS	AVG	LG	TD
Fisher	2	17	8.5	11	0

KICKOFF RET.	NO	YDS	AVG	LG	TD
Gault	3	74	24.6	29	0

PASSING (CHI)	ATT	COMP	YDS	PCT	TD	INT	LG	SK/YDS
Fuller	15	9	211	60.0	2	0	75t	5/34
Payton	2	1	19	50.0	1	0	19t	0/0

PASSING (WAS)	ATT	COMP	YDS	PCT	TD	INT	LG	SK/YDS
Theismann	42	22	292	52.4	0	1	35	7/49

Washington Redskins

RUSHING	NO	YDS	AVG	LG	TD
Riggins	21	50	2.4	8	2
Theismann	5	38	7.6	13	0
Washington	1	5	5.0	5	0

RECEIVING	NO	YDS	AVG	LG	TD
Monk	10	122	12.2	35	0
Muhammad	5	62	12.4	23	0
Didier	4	85	21.3	29	0
Washington	2	12	6.0	8	0
Warren	1	11	11.0	11	0

INTERCEPTIONS	NO	YDS	AVG	LG	TD
None					

PUNTING	NO	YDS	AVG	LG	IN20	TB
Hayes	5	184	36.8	45	3	0

PUNT RETURNS	NO	YDS	AVG	LG	TD
Nelms	3	29	9.7	20	0

KICKOFF RET.	NO	YDS	AVG	LG	TD
Nelms	4	77	19.3	27	0
Kane	1	10	10.0	10	0
Griffin	1	0	0.0	0	0
Coleman	0	25	25.0	25	0

TEAM STATISTICS	CHI	WAS
Total First Downs	13	22
By Rushing	5	6
By Passing	7	14
By Penalty	1	2
Third Down: Md/Att.	3/13	6/16
Third Down: Eff.	23%	38%
Total Net Yards	310	336
Total Offensive Plays	57	76
Average Per Play	5.4	4.4
Net Yards Rushing	114	93
Total Rushing Plays	35	27
Avg. Per Rush	3.3	3.4
Net Yards Passing	196	243
Sacked/Yards Lost	5/34	7/49
Gross Yards Passing	230	292
Att.-Comp.-Int.	17-10-0	42-22-1
Completion Pct.	58.8	52.4
Punts/Average	5/39.4	5/36.8
Penalties/Yards	6/34	7/55
Fumbles/Lost	2/1	3/2
Field Goals	3/4	2/5, 41

_ Denotes Converted Field Goal

Chicago Bears Starting Lineups

WR W. Gault	LE M. Hartenstine
LT J. Covert	LT S. McMichael
LG M. Bortz	RT D. Hampton
C J. Hilgenberg	RE R. Dent
RG K. Becker	LLB O. Wilson
RT K. Van Horne	MLB M. Singletary
TE E. Moorehead	RLB A. Harris
WR D. McKinnon	LCB M. Richardson
QB S. Fuller	RCB T. Schmidt
FB M. Suhey	SS T. Bell
RB W. Payton	FS G. Fencik

Washington Redskins Starting Lineups

WR C. Muhammad	LE C. Mann
TE C. Didier	LT D. Butz
LT J. Jacoby	RT D. Grant
LG R. Grimm	RE D. Manley
C R. Donnalley	LLB M. Kaufman
RG K. Huff	MLB N. Olkewicz
RT M. May	RLB R. Milot
TE D. Warren	LCB D. Green
WR A. Monk	RCB V. Dean
QB J. Theismann	SS K. Coffey
RB J. Riggins	FS C. Jordan



1984 NFC Championship

San Francisco 49ers 23, Chicago Bears 0

January 6, 1985

Candlestick Park

Attendance: 61,040

Weather: 52 degrees; wind light

	1	2	3	4	Final
Chicago Bears	0	0	0	0	0
San Francisco 49ers	3	3	7	10	23

Team	Q	Play	CHI	SF
SF	1	Wersching 21-yard field goal	0	3
SF	2	Wersching 22-yard field goal	0	6
SF	3	Tyler 9-yard run (Wersching kick)	0	13
SF	4	Solomon 10-yard pass from Montana (Wersching kick)	0	20
SF	4	Wersching 34-yard field goal	0	23

FINAL INDIVIDUAL STATISTICS

Chicago Bears

RUSHING	NO	YDS	AVG	LG	TD
Payton	22	92	4.2	20	0
Fuller	6	39	6.5	23	0
Suhey	3	16	5.3	15	0
C. Thomas	1	2	2.0	2	0

RECEIVING	NO	YDS	AVG	LG	TD
Suhey	4	11	2.8	7	0
McKinnon	3	48	16.0	21	0
Payton	3	11	3.7	5	0
Moorehead	2	14	7.0	8	0
Dunsmore	1	3	3.0	3	0

INTERCEPTIONS	NO	YDS	AVG	LG	TD
Fencik	2	5	2.5	5	0

PUNTING	NO	YDS	AVG	LG	IN20	TB
Finzer	7	302	43.1	55	1	0

PUNT RETURNS	NO	YDS	AVG	LG	TD
Fisher	2	12	6.0	9	0

KICKOFF RET.	NO	YDS	AVG	LG	TD
Gentry	3	49	16.3	18	0
Gault	1	18	18.0	18	0

PASSING (CHI)	ATT	COMP	YDS	PCT	TD	INT	LG	SK/YDS
Fuller	22	13	87	59.1	0	1	21	8/50
Payton	0	0	0	00.0	0	0	0	1/0

PASSING (SF)	ATT	COMP	YDS	PCT	TD	INT	LG	SK/YDS
Montana	34	18	233	52.9	1	2	38	3/8
Cavanaugh	1	1	3	100.0	0	0	3	0/0

San Francisco 49ers

RUSHING	NO	YDS	AVG	LG	TD
Tyler	10	68	6.8	25	1
Craig	8	44	5.5	39	0
Montana	5	22	4.4	9	0
Harmon	3	18	6.0	14	0
Ring	2	5	2.5	3	0
Cavanaugh	1	2	2.0	2	0

RECEIVING	NO	YDS	AVG	LG	TD
Solomon	7	73	10.4	15	1
D. Clark	4	83	20.8	38	0
Wilson	2	25	12.5	14	0
Tyler	2	22	11.0	16	0
Francis	2	20	10.0	12	0
Nehemiah	1	10	10.0	10	0
Harmon	1	3	3.0	3	0

INTERCEPTIONS	NO	YDS	AVG	LG	TD
Hicks	1	0	0.0	0	0

PUNTING	NO	YDS	AVG	LG	IN20	TB
Runager	3	117	39.0	41	1	0

PUNT RETURNS	NO	YDS	AVG	LG	TD
McLemore	4	69	17.8	25	0

KICKOFF RET.	NO	YDS	AVG	LG	TD
Harmon	1	15	15.0	15	0

TEAM STATISTICS	CHI	SF
Total First Downs	13	25
By Rushing	9	9
By Passing	3	14
By Penalty	1	2
Third Down: Md/Att.	5/16	4/11
Third Down: Eff.	31%	36%
Total Net Yards	186	387
Total Offensive Plays	63	67
Average Per Play	3.0	5.8
Net Yards Rushing	149	159
Total Rushing Plays	32	29
Avg. Per Rush	4.7	5.5
Net Yards Passing	37	228
Sacked/Yards Lost	9/50	3/8
Gross Yards Passing	87	236
Att.-Comp.-Int.	22-13-1	35-19-2
Completion Pct.	59.1	54.3
Punts/Average	7/43.1	3/39.0
Penalties/Yards	7/50	3/20
Fumbles/Lost	1/0	1/0
Field Goals	41	21, 22.

_ Denotes Converted Field Goal

Chicago Bears Starting Lineups

WR W. Gault	LE M.
LT J. Covert	Hartenstine
LG M. Bortz	LT S. McMichael
C J. Hilgenberg	RT D. Hampton
RG K. Becker	RE R. Dent
RT K. Van Horne	LLB O. Wilson
TE E. Moorehead	MLB M. Singletary
WR D. McKinnon	RLB A. Harris
QB S. Fuller	LCB M. Richardson
FB M. Suhey	RCB L. Frazier
TB W. Payton	SS T. Bell
	FS G. Fencik

San Francisco 49ers Starting Lineups

WR D. Clark	
LT B. Paris	LE L. Pillers
LG J. Ayers	NT M. Tuiaosopolo
C F. Quillan	RE D. Board
RG R. Cross	OLB D. Bunz
RT K. Fahnhorst	LILB R. Ellison
TE R. Francis	RILB J. Reynolds
WR F. Solomon	OLB K. Turner
QB J. Montana	LCB R. Lott
RB W. Tyler	RCB E. Wright
FB R. Craig	SS C. Williamson
	FS D. Hicks



CHICAGO BEARS PLAYOFF SUMMARY

1985 NFC Divisional

Chicago Bears 21, New York Giants 0

January 5, 1986

Soldier Field

Attendance: 62,076

Weather: 14 degrees; wind W 13 mph

	1	2	3	4	Final
New York Giants	0	0	0	0	0
Chicago Bears	7	0	14	0	21

Team	Q	Play	NYG	CHI
CHI	1	Gayle 5-yard punt return (Butler kick)	0	7
CHI	3	McKinnon 23-yard pass from McMahon (Butler kick)	0	14
CHI	3	McKinnon 20-yard pass from McMahon (Butler kick)	0	21

FINAL INDIVIDUAL STATISTICS

Chicago Bears

RUSHING	NO	YDS	AVG	LG	TD
Payton	27	93	3.4	12	0
Suhey	6	33	5.5	9	0
McMahon	5	18	3.6	10	0
Thomas	4	11	2.8	5	0
McKinnon	1	-7	-7.0	-7	0
Gentry	1	-1	-1.0	-1	0

RECEIVING	NO	YDS	AVG	LG	TD
Gault	3	68	22.7	28	0
McKinnon	3	52	17.3	23t	2
Suhey	2	5	2.5	3	0
Wrightman	1	46	46.0	46	0
Gentry	1	41	41.0	41	0
Payton	1	4	4.0	4	0

INTERCEPTIONS	NO	YDS	AVG	LG	TD
None					

PUNTING	NO	YDS	AVG	LG	IN20	TB
Buford	6	224	37.3	51	1	1

PUNT RETURNS	NO	YDS	AVG	LG	TD
Ortego	5	22	4.4	9	0
Gayle	1	5	5.0	5t	1

KICKOFF RET.	NO	YDS	AVG	LG	TD
Gault	1	21	21.0	21	0

PASSING (CHI)	ATT	COMP	YDS	PCT	TD	INT	LG	SK/YDS
McMahon	21	11	216	52.4	2	0	46	0/0

PASSING (NYG)	ATT	COMP	YDS	PCT	TD	INT	LG	SK/YDS
Simms	35	14	209	40.0	0	0	33	6/60

New York Giants

RUSHING	NO	YDS	AVG	LG	TD
Morris	12	32	2.7	14	0
Galbreath	1	9	9.0	9	0
B. Williams	1	-9	-9.0	-9	0

RECEIVING	NO	YDS	AVG	LG	TD
Bavaro	4	36	9.0	11	0
Adams	3	65	21.7	31	0
Carpenter	3	24	8.0	16	0
B. Williams	1	33	33.0	33	0
McConkey	1	23	23.0	23	0
Johnson	1	17	17.0	17	0
Galbreath	1	11	11.0	11	0

INTERCEPTIONS	NO	YDS	AVG	LG	TD
None					

PUNTING	NO	YDS	AVG	LG	IN20	TB
Landeta	9	343	38.1	63	3	0

PUNT RETURNS	NO	YDS	AVG	LG	TD
McConkey	2	9	4.5	5	0

KICKOFF RET.	NO	YDS	AVG	LG	TD
Rouson	2	58	29.0	42	0
Hasselbeck	1	20	20.0	20	0
Galbreath	1	17	17.0	17	0

TEAM STATISTICS	CHI	NYG
Total First Downs	17	10
By Rushing	9	1
By Passing	8	8
By Penalty	0	1
Third Down: Md/Att.	7/16	0/12
Third Down: Eff.	44%	0%
Total Net Yards	363	181
Total Offensive Plays	66	55
Average Per Play	5.6	3.3
Net Yards Rushing	147	32
Total Rushing Plays	44	14
Avg. Per Rush	3.3	2.3
Net Yards Passing	216	149
Sacked/Yards Lost	0/0	6/60
Gross Yards Passing	216	209
Att.-Comp.-Int.	21-11-0	35-14-0
Completion Pct.	52.4	40.0
Punts/Average	6/37.3	9/38.1
Penalties/Yards	2/20	4/25
Fumbles/Lost	0/0	3/1
Field Goals	26, 49, 38	19

_ Denotes Converted Field Goal

Chicago Bears Starting Lineups

WR W. Gault	LE D. Hampton
LT J. Covert	LT S. McMichael
LG M. Bortz	RT W. Perry
C J. Hilgenberg	RE R. Dent
RG T. Thayer	LLB O. Wilson
RT K. Van Horne	MLB M. Singletary
TE E. Moorehead	RLB W. Marshall
WR D. McKinnon	LCB M. Richardson
QB J. McMahon	RCB L. Frazier
FB M. Suhey	SS D. Duerson
RB W. Payton	FS G. Fencik

New York Giants Starting Lineups

WR B. Johnson	LE C. McGriff
LT B. Benson	NT J. Burt
LG B. Ard	RE L. Marshall
C B. Oates	OLB B. Hunt
RG C. Godfrey	LILB G. Reasons
RT K. Nelson	RILB H. Carson
TE M. Bavaro	OLB L. Taylor
WR L. Manuel	LCB E. Patterson
QB P. Simms	RCB P. Williams
RB J. Morris	SS K. Hill
RB R. Carpenter	FS T. Kinard



1985 NFC Championship

Chicago Bears 24, Los Angeles Rams 0

January 12, 1986

Soldier Field

Attendance: 63,522

Weather: 39 degrees; wind W 23 mph

	1	2	3	4	Final
L.A. Rams	0	0	0	0	0
Chicago Bears	10	0	7	7	24

Team	Q	Play	LAR	CHI
CHI	1	McMahon 16-yard run (Butler kick)	0	7
CHI	1	Butler 34-yard field goal	0	10
CHI	3	Gault 22-yard pass from McMahon (Butler kick)	0	17
CHI	4	Marshall 52-yard fumble return (Butler kick)	0	24

FINAL INDIVIDUAL STATISTICS

Chicago Bears

RUSHING	NO	YDS	AVG	LG	TD
Payton	18	32	1.8	8	0
Suhey	6	23	3.8	9	0
McMahon	4	28	7.0	16t	1
Thomas	3	-1	-0.3	1	0
Gentry	2	9	4.5	7	0

RECEIVING	NO	YDS	AVG	LG	TD
Payton	7	48	6.9	19	0
Gault	4	56	14.0	22t	1
Moorehead	2	28	14.0	20	0
McKinnon	1	11	17.0	17	0
Wrightman	1	8	8.0	8	0
Suhey	1	7	7.0	7	0

INTERCEPTIONS	NO	YDS	AVG	LG	TD
Frazier	1	-3	-3.0	-3	0

PUNTING	NO	YDS	AVG	LG	IN20	TB
Buford	10	363	36.3	55	2	0

PUNT RETURNS	NO	YDS	AVG	LG	TD
Ortego	4	21	5.3	8	0
Phillips	1	0	0.0	0	0

KICKOFF RET.	NO	YDS	AVG	LG	TD
Gentry	1	22	22.0	22	0

PASSING (CHI)	ATT	COMP	YDS	PCT	TD	INT	LG	SK/YDS
McMahon	25	16	164	64.0	1	0	22t	3/23

PASSING (LAR)	ATT	COMP	YDS	PCT	TD	INT	LG	SK/YDS
Brock	31	10	66	32.3	0	1	15	3/22

Los Angeles Rams

RUSHING	NO	YDS	AVG	LG	TD
Dickerson	17	46	2.7	9	0
Redden	9	40	4.4	12	0

RECEIVING	NO	YDS	AVG	LG	TD
Hunter	3	29	9.7	15	0
Dickerson	3	10	3.3	7	0
Brown	2	14	7.0	11	0
Duckworth	1	8	8.0	8	0
Ellard	1	5	5.0	5	0

INTERCEPTIONS	NO	YDS	AVG	LG	TD
None					

PUNTING	NO	YDS	AVG	LG	IN20	TB
Hatcher	11	431	39.2	51	3	0

PUNT RETURNS	NO	YDS	AVG	LG	TD
Johnson	2	6	3.0	3	0
Ellard	1	6	6.0	6	0
Irvin	1	4	4.0	4	0

KICKOFF RET.	NO	YDS	AVG	LG	TD
Brown	3	63	21.0	45	0
Redden	1	13	13.0	13	0

TEAM STATISTICS	CHI	LAR
Total First Downs	13	9
By Rushing	5	5
By Passing	8	3
By Penalty	0	1
Third Down: Md/Att.	4/16	2/14
Third Down: Eff.	25%	14%
Total Net Yards	232	130
Total Offensive Plays	61	60
Average Per Play	3.8	2.2
Net Yards Rushing	91	86
Total Rushing Plays	33	26
Avg. Per Rush	2.8	3.3
Net Yards Passing	141	44
Sacked/Yards Lost	3/23	3/22
Gross Yards Passing	164	66
Att.-Comp.-Int.	25-16-0	31-10-1
Completion Pct.	64.0	32.3
Punts/Average	10/36.3	11/39.2
Penalties/Yards	6/48	4/25
Fumbles/Lost	3/1	4/2
Field Goals	34	

_ Denotes Converted Field Goal

Chicago Bears Starting Lineups

WR W. Gault	LE D. Hampton
LT J. Covert	LT S. McMichael
LG M. Bortz	RT W. Perry
C J. Hilgenberg	RE R. Dent
RG T. Thayer	LLB O. Wilson
RT K. Van Horne	MLB M. Singletary
TE E. Moorehead	RLB W. Marshall
WR D. McKinnon	LCB M. Richardson
QB J. McMahon	RCB L. Frazier
FB M. Suhey	SS D. Duerson
RB W. Payton	FS G. Fencil

Los Angeles Rams Starting Lineups

WR H. Ellard	LE D. Reed
LT I. Pankey	NT C. DeJurnett
LG K. Hill	RE R. Doss
C T. Slaton	OLB M. Owens
RG D. Harrah	OWNS
RT J. Slater	LILB C. Eckern
TE D. Hill	RILB J. Collins
WR R. Brown	OLB M. Wilcher
QB D. Brock	LCB G. Green
RB B. Redden	RCB L. Irvin
RB E. Dickerson	SS N. Cromwell
	FS J. Johnson



CHICAGO BEARS PLAYOFF SUMMARY

1985 Super Bowl XX

Chicago Bears 46, New England Patriots 10

January 26, 1986

Louisiana Superdome

Attendance: 73,818

Weather: Indoors

	1	2	3	4	Final
Chicago Bears	13	10	21	2	46
New England Patriots	3	0	0	7	10

Team	Q	Play	CHI	NE
NE	1	Franklin 36-yard field goal	0	3
CHI	1	Butler 28-yard field goal	3	3
CHI	1	Butler 24-yard field goal	6	3
CHI	1	Suhey 11-yard run (Butler kick)	13	3
CHI	2	McMahon 2-yard run (Butler kick)	20	3
CHI	2	Butler 24-yard field goal	23	3
CHI	3	McMahon 1-yard run (Butler kick)	30	3
CHI	3	Phillips 28-yard interception return (Butler kick)	37	3
CHI	3	Perry 1-yard run (Butler kick)	44	3
NE	4	Fryar 8-yard pass from Grogan (Franklin kick)	44	10
CHI	4	Safety, Grogan tackled by Waechter in end zone	46	10

FINAL INDIVIDUAL STATISTICS

Chicago Bears

RUSHING	NO	YDS	AVG	LG	TD
Payton	22	61	2.8	7	0
Suhey	11	52	4.7	11t	1
McMahon	5	14	2.8	7	2
Sanders	4	15	3.8	10	0
Gentry	3	15	5.0	8	0
Thomas	2	8	4.0	7	0
Perry	1	1	1.0	1t	1
Fuller	1	1	1.0	1	0

RECEIVING	NO	YDS	AVG	LG	TD
Gault	4	129	32.3	60	0
Gentry	2	41	20.5	27	0
Margerum	2	36	18.0	29	0
Moorehead	2	22	11.0	14	0
Suhey	1	24	24.0	24	0
Thomas	1	4	4.0	4	0

INTERCEPTIONS	NO	YDS	AVG	LG	TD
Morrissey	1	47	47.0	47	0
Phillips	1	28	28.0	28t	1

PUNTING	NO	YDS	AVG	LG	IN20	TB
Buford	4	173	43.3	52	1	1

PUNT RETURNS	NO	YDS	AVG	LG	TD
Ortego	2	20	10.0	12	0

KICKOFF RET.	NO	YDS	AVG	LG	TD
Gault	4	49	12.3	18	0

PASSING (CHI)	ATT	COMP	YDS	PCT	TD	INT	LG	SK/YDS
McMahon	20	12	256	60.0	0	0	60	1/3
Fuller	4	0	0	00.0	0	0	0	1/11
Perry	0	0	0	00.0	0	0	0	1/1

PASSING (NE)	ATT	COMP	YDS	PCT	TD	INT	LG	SK/YDS
Grogan	30	17	177	56.2	1	2	24	4/33
Eason	6	0	0	00.0	0	0	0	3/28

New England Patriots

RUSHING	NO	YDS	AVG	LG	TD
C. James	5	1	0.2	3	0
Collins	3	4	1.3	3	0
Grogan	1	3	3.0	3	0
Weathers	1	3	3.0	3	0
Hawthorne	1	-4	-4.0	-4	0

RECEIVING	NO	YDS	AVG	LG	TD
Morgan	7	70	10.0	19	0
Starring	2	39	19.5	24	0
Fryar	2	24	12.0	16	1
Collins	2	19	9.5	11	0
Ramsey	2	16	8.0	11	0
C. James	1	6	6.0	6	0
Weathers	1	3	3.0	3	0

INTERCEPTIONS	NO	YDS	AVG	LG	TD
None					

PUNTING	NO	YDS	AVG	LG	IN20	TB
Camarillo	6	263	43.8	62	1	1

PUNT RETURNS	NO	YDS	AVG	LG	TD
Fryar	2	22	11.0	12	0

KICKOFF RET.	NO	YDS	AVG	LG	TD
Starring	7	153	21.9	36	0

TEAM STATISTICS	CHI	NE
Total First Downs	23	12
By Rushing	13	1
By Passing	9	10
By Penalty	1	1
Third Down: Md/Att.	7/14	1/10
Third Down: Eff.	50%	10%
Total Net Yards	408	123
Total Offensive Plays	76	54
Average Per Play	5.4	2.3
Net Yards Rushing	167	7
Total Rushing Plays	49	11
Avg. Per Rush	3.4	0.6
Net Yards Passing	241	116
Sacked/Yards Lost	3/15	7/61
Gross Yards Passing	256	177
Att.-Comp.-Int.	24-12-0	36-17-2
Completion Pct.	50.0	47.2
Punts/Average	4/43.3	6/43.8
Penalties/Yards	7/40	5/35
Fumbles/Lost	3/2	4/4
Field Goals	28, 24, 24	36

_ Denotes Converted Field Goal

Chicago Bears Starting Lineups

WR W. Gault	LE D. Hampton
LT J. Covert	LT S. McMichael
LG M. Bortz	RT W. Perry
C J. Hilgenberg	RE R. Dent
RG T. Thayer	LLB O. Wilson
RT K. Van Horne	MLB M. Singletary
TE E. Moorehead	RLB W. Marshall
WR D. McKinnon	LCB M. Richardson
QB J. McMahon	RCB L. Frazier
FB M. Suhey	SS D. Duerson
RB W. Payton	FS G. Fencik

New England Patriots Starting Lineups

WR S. Morgan	LE G. Varis
LT B. Holloway	NT L. Williams
LG J. Hannah	RE J. Adams
C P. Brock	OLB A.
RG R. Wooten	Tippett
RT S. Moore	LILB S. Nelson
TE L. Dawson	RILB L. McGrew
WR S. Starring	OLB D. Blackmon
QB T. Eason	LCB R. Lippett
RB T. Collins	RCB R. Clayborn
FB C. James	SS R. James
	FS F. Marion



1986 NFC Divisional

Washington Redskins 27, Chicago Bears 13

January 3, 1987

Soldier Field

Attendance: 65,141

Weather: 35 degrees; wind NW 6 mph

	1	2	3	4	Final
Washington Redskins	7	0	7	13	27
Chicago Bears	0	13	0	0	13

Team	Q	Play	WAS	CHI
WAS	1	Monk 28-yard pass from Schroeder (Atkinson kick)	7	0
CHI	2	Gault 50-yard pass from Flutie (Butler kick)	7	7
CHI	2	Butler 23-yard field goal	7	10
CHI	2	Butler 41-yard field goal	7	13
WAS	3	Monk 23-yard pass from Schroeder (Atkinson kick)	14	13
WAS	4	Rogers 1-yard run (Atkinson kick)	21	13
WAS	4	Atkinson 35-yard field goal	24	13
WAS	4	Atkinson 25-yard field goal	27	13

FINAL INDIVIDUAL STATISTICS

Chicago Bears

RUSHING	NO	YDS	AVG	LG	TD
Payton	14	38	2.7	9	0
Suhey	4	14	3.5	5	0
Thomas	3	18	6.0	13	0
Flutie	2	12	6.0	11	0
Anderson	1	11	11.0	11	0

RECEIVING	NO	YDS	AVG	LG	TD
Gault	5	82	16.4	50t	1
Ortego	2	36	18.0	27	0
Wrightman	2	16	8.0	9	0
Suhey	1	2	2.0	2	0
Payton	1	-2	-2.0	-2	0

INTERCEPTIONS	NO	YDS	AVG	LG	TD
Richardson	1	43	43.0	43	0

PUNTING	NO	YDS	AVG	LG	IN20	TB
Buford	5	203	40.6	49	0	0

PUNT RETURNS	NO	YDS	AVG	LG	TD
Barnes	5	27	5.4	23	0

KICKOFF RET.	NO	YDS	AVG	LG	TD
Gentry	3	127	42.3	60	0
Thomas	2	15	7.5	11	0
Anderson	1	17	17.0	17	0

PASSING (CHI)	ATT	COMP	YDS	PCT	TD	INT	LG	SK/YDS
Flutie	31	11	134	35.5	1	2	50t	1/7

PASSING (WAS)	ATT	COMP	YDS	PCT	TD	INT	LG	SK/YDS
Schroeder	32	15	184	46.9	2	1	28t	2/16

Washington Redskins

RUSHING	NO	YDS	AVG	LG	TD
Rogers	28	72	2.6	9	1
Bryant	8	46	5.8	12	0
Schroeder	3	16	5.3	11	0

RECEIVING	NO	YDS	AVG	LG	TD
Monk	5	81	16.2	28t	2
Clark	5	37	7.4	13	0
Bryant	4	61	15.3	24	0
Warren	1	5	5.0	5	0

INTERCEPTIONS	NO	YDS	AVG	LG	TD
Green	1	17	17.0	17	0
Dean	1	16	16.0	16	0

PUNTING	NO	YDS	AVG	LG	IN20	TB
Cox	7	275	39.3	54	1	0

PUNT RETURNS	NO	YDS	AVG	LG	TD
Yarber	3	22	7.3	8	0

KICKOFF RET.	NO	YDS	AVG	LG	TD
Garner	3	71	23.7	36	0

TEAM STATISTICS	CHI	WAS
Total First Downs	14	19
By Rushing	8	8
By Passing	5	8
By Penalty	1	3
Third Down: Md/Att.	1/11	6/16
Third Down: Eff.	9%	38%
Total Net Yards	220	302
Total Offensive Plays	56	73
Average Per Play	3.9	4.1
Net Yards Rushing	93	134
Total Rushing Plays	24	39
Avg. Per Rush	3.9	3.4
Net Yards Passing	127	168
Sacked/Yards Lost	1/7	2/16
Gross Yards Passing	134	184
Att.-Comp.-Int.	31-11-2	32-15-1
Completion Pct.	35.5	46.9
Punts/Average	5/40.6	7/39.3
Penalties/Yards	4/42	8/65
Fumbles/Lost	3/2	2/0
Field Goals	23, 41	35, 25

_ Denotes Converted Field Goal

Chicago Bears Starting Lineups

WR W. Gault	LE D. Hampton
LT J. Covert	RT S. McMichael
LG M. Bortz	LT W. Perry
C J. Hilgenberg	RE R. Dent
RG T. Thayer	LLB O. Wilson
RT K. Van Horne	MLB M. Singletary
TE E. Moorehead	RLB W. Marshall
WR K. Ortego	LCB M. Richardson
QB D. Flutie	RCB V. Jackson
FB M. Suhey	SS D. Duerson
RB W. Payton	FS G. Fencik

Washington Redskins Starting Lineups

WR A. Monk	LE C. Mann
TE D. Warren	LT D. Butz
LT J. Jacoby	RT D. Grant
LG R. Grimm	RE D.
C J. Bostic	Manley
RG R. Thieleman	LLB C. Daniels
TE M. May	MLB N. Olkewicz
RT C. Didier	RLB R. Milot
WR G. Clark	LCB D. Green
QB J. Schroeder	RCB V. Dean
RB G. Rogers	SS A. Walton
	FS C. Jordan



CHICAGO BEARS PLAYOFF SUMMARY

1987 NFC Divisional

Washington Redskins 21, Chicago Bears 17

January 10, 1988

Soldier Field

Attendance: 58,153

Weather: 4 degrees; wind SW 12 mph

	1	2	3	4	Final
Washington Redskins	0	14	7	0	21
Chicago Bears	7	7	3	0	17

Team	Q	Play	WAS	CHI
CHI	1	Thomas 2-yard run (Butler kick)	0	7
CHI	2	Morris 14-yard pass from McMahon (Butler kick)	0	14
WAS	2	Rogers 3-yard run (Haji-Shiekh kick)	7	14
WAS	2	Didier 18-yard pass from Williams (Haji-Shiekh kick)	14	14
WAS	3	Green 52-yard punt return (Haji-Shiekh kick)	21	14
CHI	3	Butler 25-yard field goal	21	17

FINAL INDIVIDUAL STATISTICS

Chicago Bears

RUSHING	NO	YDS	AVG	LG	TD
Payton	18	85	4.7	16	0
Suhey	4	8	2.0	5	0
Gentry	2	5	2.5	3	0
McMahon	2	5	2.5	5	0
Sanders	2	4	2.0	3	0
Thomas	2	3	1.5	2t	1

RECEIVING	NO	YDS	AVG	LG	TD
Gentry	3	43	14.3	24	0
Payton	3	20	6.7	9	0
Boso	3	19	6.3	10	0
Morris	2	47	23.5	33	1
Gault	1	44	44.0	44	0
McKinnon	1	16	16.0	16	0
Suhey	1	6	6.0	6	0
Sanders	1	2	2.0	2	0

INTERCEPTIONS	NO	YDS	AVG	LG	TD
Richardson	1	0	0.0	0	0

PUNTING	NO	YDS	AVG	LG	IN20	TB
Barnhardt	4	145	36.3	44	0	0

PUNT RETURNS	NO	YDS	AVG	LG	TD
McKinnon	2	12	6.0	13	0

KICKOFF RET.	NO	YDS	AVG	LG	TD
Gault	1	29	29.0	29	0

PASSING (CHI)	ATT	COMP	YDS	PCT	TD	INT	LG	SK/YDS
McMahon	29	15	197	51.7	1	3	44	5/27

PASSING (WAS)	ATT	COMP	YDS	PCT	TD	INT	LG	SK/YDS
Williams	29	14	207	48.3	1	1	32	1/7

Washington Redskins

RUSHING	NO	YDS	AVG	LG	TD
Smith	16	66	4.1	13	0
Rogers	6	13	2.2	4	1
Bryant	3	8	2.7	6	0
Williams	2	-1	-0.5	-1	0
Clark	1	-6	-6.0	-6	0
Schroeder	1	-8	-8.0	-8	0

RECEIVING	NO	YDS	AVG	LG	TD
Sanders	6	92	15.3	32	0
Clark	4	56	14.0	21	0
Didier	2	32	16.0	18t	1
Warren	1	16	16.0	16	0
Rogers	1	11	11.0	11	0

INTERCEPTIONS	NO	YDS	AVG	LG	TD
Davis	1	23	23.0	23	0
Wilburn	1	0	0.0	0	0
Woodbury	1	0	0.0	0	0

PUNTING	NO	YDS	AVG	LG	IN20	TB
Cox	4	169	42.3	46	1	1

PUNT RETURNS	NO	YDS	AVG	LG	TD
Yarber	2	13	6.5	8	0
Green	1	52	52.0	52t	1

KICKOFF RET.	NO	YDS	AVG	LG	TD
Sanders	2	25	12.5	13	0
Smith	1	19	19.0	19	0
Branch	1	12	12.0	12	0

TEAM STATISTICS

	CHI	WAS
Total First Downs	15	17
By Rushing	8	4
By Passing	7	11
By Penalty	0	2
Third Down: Md/Att.	4/13	7/14
Third Down: Eff.	31%	50%
Total Net Yards	280	272
Total Offensive Plays	64	59
Average Per Play	4.6	4.6
Net Yards Rushing	110	72
Total Rushing Plays	30	29
Avg. Per Rush	3.7	2.5
Net Yards Passing	170	200
Sacked/Yards Lost	5/27	1/7
Gross Yards Passing	197	207
Att.-Comp.-Int.	29-15-3	29-14-1
Completion Pct.	51.7	48.3
Punts/Average	4/36.3	4/42.3
Penalties/Yards	5/50	3/20
Fumbles/Lost	1/0	1/0
Field Goals	48, 25	
_ Denotes Converted Field Goal		

Chicago Bears Starting Lineups

WR W. Gault	LE A. Harris
LT J. Covert	LT S. McMichael
LG M. Bortz	RT D. Hampton
C J. Hilgenberg	RE R. Dent
RG T. Thayer	LLB R. Rivera
RT K. Van Horne	MLB M. Singletary
TE E. Moorehead	RLB W. Marshall
WR R. Morris	LCB M. Douglass
QB J. McMahon	RCB V. Jackson
FB M. Suhey	SS D. Duerson
RB W. Payton	FS G. Fencik

Washington Redskins Starting Lineups

WR A. Jones	LE C. Mann
TE D. Warren	LT D. Butz
LT J. Jacoby	RT D. Grant
LG R. McKenzie	RE D.
C J. Bostic	Manley
RG R. Thieleman	LLB M. Kaufman
RT M. May	MLB N. Olkewicz
TE C. Didier	RLB M. Coleman
WR G. Clark	LCB D. Green
QB D. Williams	RCB B. Wilburn
RB G. Rogers	SS A. Walton
	FS T. Bowles



1988 NFC Divisional

Chicago Bears 20, Philadelphia Eagles 12

December 31, 1988

Soldier Field

Attendance: 65,534

Weather: 29 degrees; wind SW 5 mph

	1	2	3	4	Final
Philadelphia Eagles	3	6	3	0	12
Chicago Bears	7	10	0	3	20

Team	Q	Play	PHI	CHI
CHI	1	McKinnon 64-yard pass from Tomczak (Butler kick)	0	7
PHI	1	Zendejas 42-yard field goal	3	7
PHI	2	Zendejas 29-yard field goal	6	7
CHI	2	Anderson 4-yard run (Butler kick)	6	14
CHI	2	Butler 46-yard field goal	6	17
PHI	2	Zendejas 30-yard field goal	9	17
PHI	3	Zendejas 35-yard field goal	12	17
CHI	4	Butler 27-yard field goal	12	20

FINAL INDIVIDUAL STATISTICS

Chicago Bears

RUSHING	NO	YDS	AVG	LG	TD
Anderson	14	54	3.9	23	1
Sanders	8	94	11.8	58	0
Muster	6	12	2.0	6	0
Gentry	1	6	6.0	6	0
Suhey	1	0	0.0	0	0
Tomczak	1	0	0.0	0	0
McMahon	2	-2	-1.0	0	0

RECEIVING	NO	YDS	AVG	LG	TD
McKinnon	4	108	27.0	64t	1
Boso	2	16	8.0	9	0
Gentry	2	9	4.5	7	0
Morris	1	27	27.0	27	0
Davis	1	11	11.0	11	0
Sanders	1	8	8.0	8	0
Anderson	1	6	6.0	6	0

INTERCEPTIONS	NO	YDS	AVG	LG	TD
Jackson	1	51	51.0	51	0
Douglass	1	47	47.0	47	0
Pruitt	1	0	0.0	0	0

PUNTING	NO	YDS	AVG	LG	IN20	TB
Wagner	2	86	43.0	46	0	0

PUNT RETURNS	NO	YDS	AVG	LG	TD
McKinnon	1	0	0.0	0	0

KICKOFF RET.	NO	YDS	AVG	LG	TD
Gentry	4	63	15.8	23	0
Kozlowski	1	23	23.0	23	0

PASSING (CHI)	ATT	COMP	YDS	PCT	TD	INT	LG	SK/YDS
Tomczak	20	10	172	50.0	1	3	64t	0/0
McMahon	3	2	13	66.7	0	0	7	1/8

PASSING (PHI)	ATT	COMP	YDS	PCT	TD	INT	LG	SK/YDS
Cunningham	54	27	407	50.0	0	3	65	4/29
Carter	1	0	0	0.0	0	0	0	0/0

Philadelphia Eagles

RUSHING	NO	YDS	AVG	LG	TD
Byars	7	34	4.9	13	0
Toney	5	3	0.6	3	0
Cunningham	3	12	4.0	11	0
Haddix	1	3	3.0	3	0

RECEIVING	NO	YDS	AVG	LG	TD
Byars	9	103	11.4	24	0
Jackson	7	142	20.3	65	0
Quick	5	82	16.4	23	0
Haddix	2	23	11.5	13	0
Toney	2	9	4.5	7	0
Johnson	1	31	31.0	31	0
Carter	1	17	17.0	17	0

INTERCEPTIONS	NO	YDS	AVG	LG	TD
Hoage	1	12	12.0	12	0
Joyner	1	8	8.0	8	0
Bell	1	4	4.0	4	0

PUNTING	NO	YDS	AVG	LG	IN20	TB
Teltschik	4	130	32.5	36	3	0

PUNT RETURNS	NO	YDS	AVG	LG	TD
Garrity	1	3	3.0	3	0

KICKOFF RET.	NO	YDS	AVG	LG	TD
Jenkins	5	101	20.2	25	0

TEAM STATISTICS	CHI	PHI
Total First Downs	14	22
By Rushing	8	1
By Passing	6	21
By Penalty	0	0
Third Down: Md/Att.	4/13	3/14
Third Down: Eff.	31%	21%
Total Net Yards	341	430
Total Offensive Plays	57	75
Average Per Play	6.0	5.7
Net Yards Rushing	164	52
Total Rushing Plays	33	16
Avg. Per Rush	5.0	3.3
Net Yards Passing	177	378
Sacked/Yards Lost	1/8	4/29
Gross Yards Passing	185	407
Att.-Comp.-Int.	23-12-3	55-27-3
Completion Pct.	52.2	49.1
Punts/Average	2/43.0	4/32.5
Penalties/Yards	1/5	7/60
Fumbles/Lost	1/1	0/0
Field Goals	51, 46, 33, 27	43, 42, 29, 30, 35

— Denotes Converted Field Goal

Chicago Bears Starting Lineups

WR D. Gentry	LE A. Harris
LT J. Covert	LT S. McMichael
LG M. Bortz	RT D. Hampton
C J. Hilgenberg	RE S. Smith
RG T. Thayer	LLB R. Rivera
RT K. Van Horne	MLB M. Singletary
TE J. Thornton	RLB J. Morrissey
WR D. McKinnon	LCB M. Richardson
QB M. Tomczak	RCB V. Jackson
FB M. Suhey	SS D. Duerson
RB N. Anderson	FS M. Douglass

Philadelphia Eagles Starting Lineups

WR M. Quick	LE R. White
LT M. Darwin	LT M. Pitts
LG D. Alexander	RT J. Brown
C D. Rimington	RE C. Simmons
RG R. Baker	LLB S. Joyner
RT R. Heller	MLB M. Reichenbach
TE K. Jackson	RLB T. Bell
WR C. Carter	LCB R. Young
QB R. Cunningham	RCB E. Allen
FB A. Toney	SS A. Waters
RB K. Byars	FS W. Hopkins



CHICAGO BEARS PLAYOFF SUMMARY

1988 NFC Championship

San Francisco 49ers 28, Chicago Bears 3

January 8, 1989

Soldier Field

Attendance: 64,830

Weather: 17 degrees; wind W 29 mph

	1	2	3	4	Final
San Francisco 49ers	7	7	7	7	28
Chicago Bears	0	3	0	0	3

Team	Q	Play	SF	CHI
SF	1	Rice 61-yard pass from Montana (Cofer kick)	7	0
SF	2	Rice 27-yard pass from Montana (Cofer kick)	14	0
CHI	2	Butler 25-yard field goal	14	3
SF	3	Frank 5-yard pass from Montana (Cofer kick)	21	3
SF	4	Rathman 4-yard run (Cofer kick)	28	3

FINAL INDIVIDUAL STATISTICS

Chicago Bears

RUSHING	NO	YDS	AVG	LG	TD
Anderson	14	59	4.2	16	0
Sanders	7	22	3.1	14	0
McMahon	1	9	9.0	9	0
Suhey	1	3	3.0	3	0
Muster	1	2	2.0	2	0
McKinnon	1	-4	-4.0	-4	0

RECEIVING	NO	YDS	AVG	LG	TD
Anderson	5	31	6.2	13	0
Thornton	4	52	13.0	18	0
McKinnon	4	32	8.0	13	0
Morris	2	25	12.5	25	0
Suhey	2	8	4.0	4	0
Sanders	1	12	12.0	12	0
Muster	1	9	9.0	9	0
Gentry	1	7	7.0	7	0

INTERCEPTIONS	NO	YDS	AVG	LG	TD
None					

PUNTING	NO	YDS	AVG	LG	IN20	TB
Wagner	7	220	31.4	48	2	0

PUNT RETURNS	NO	YDS	AVG	LG	TD
McKinnon	1	1	1.0	1	0

KICKOFF RET.	NO	YDS	AVG	LG	TD
Sanders	2	31	15.5	19	0
Muster	1	21	21.0	21	0
Gentry	1	19	19.0	19	0
Stinson	1	18	18.0	18	0

PASSING (CHI)	ATT	COMP	YDS	PCT	TD	INT	LG	SK/YDS
McMahon	29	14	121	48.3	0	1	18	0/0
Tomczak	12	6	55	50.0	0	0	13	0/0

PASSING (SF)	ATT	COMP	YDS	PCT	TD	INT	LG	SK/YDS
Montana	27	17	288	63.0	3	0	61t	2/20

San Francisco 49ers

RUSHING	NO	YDS	AVG	LG	TD
Craig	18	68	3.8	11	0
Rathman	10	36	3.6	12	1
Montana	3	12	4.0	7	0
Flagler	3	7	2.3	6	0
Sydney	2	12	6.0	8	0
Rice	1	3	3.0	3	0

RECEIVING	NO	YDS	AVG	LG	TD
Rice	5	133	26.6	61t	2
Rathman	5	51	10.2	22	0
Taylor	3	51	17.0	32	0
Craig	2	33	16.5	23	0
Frank	2	20	10.0	15	1

INTERCEPTIONS	NO	YDS	AVG	LG	TD
Fuller	1	0	0.0	0	0

PUNTING	NO	YDS	AVG	LG	IN20	TB
Helton	6	207	34.5	55	2	1

PUNT RETURNS	NO	YDS	AVG	LG	TD
Taylor	4	24	6.0	11	0

KICKOFF RET.	NO	YDS	AVG	LG	TD
Sydney	1	14	14.0	14	0
Taylor	1	22	22.0	22	0

TEAM STATISTICS	CHI	SF
Total First Downs	15	21
By Rushing	8	9
By Passing	7	12
By Penalty	0	0
Third Down: Md/Att. 4/14	9/15	
Third Down: Eff. 29%	60%	
Total Net Yards	267	406
Total Offensive Plays	66	66
Average Per Play	4.0	6.2
Net Yards Rushing	91	138
Total Rushing Plays	25	37
Avg. Per Rush	3.6	3.7
Net Yards Passing	176	268
Sacked/Yards Lost	0/0	2/20
Gross Yards Passing	176	288
Att.-Comp.-Int. 41-20-1	27-17-0	
Completion Pct. 48.8	63.0	
Punts/Average	7/31.4	6/34.5
Penalties/Yards	3/35	0/0
Fumbles/Lost	2/1	1/1
Field Goals	25	

_ Denotes Converted Field Goal

Chicago Bears Starting Lineups

WR D. Gentry	LE A. Harris
LT J. Covert	LT S. McMichael
LG M. Bortz	RT D. Hampton
C J. Hilgenberg	RE S. Smith
RG T. Thayer	LLB R. Rivera
RT K. Van Horne	MLB M. Singletary
TE J. Thornton	RLB J. Morrissey
WR D. McKinnon	LCB M. Richardson
QB J. McMahon	RCB V. Jackson
FB M. Suhey	SS D. Duerson
RB N. Anderson	FS M. Douglass

San Francisco 49ers Starting Lineups

SE J. Taylor	LE L. Roberts
LT S. Wallace	NT M. Carter
LG J. Sapolu	RE K. Fagan
C R. Cross	OLB C. Haley
RG G. McIntyre	LILB J. Fahnhorst
RT H. Barton	RILB M. Walter
TE J. Frank	OLB K. Turner
FL J. Rice	LCB T. McKyer
QB J. Montana	RCB D. Griffin
RB R. Craig	SS J. Fuller
TE B. Jones	FS R. Lott



1990 NFC First Round

Chicago Bears 16, New Orleans Saints 6

January 6, 1991

Soldier Field

Attendance: 60,767

Weather: 30 degrees; wind N 13 mph

	1	2	3	4	Final
New Orleans Saints	0	3	0	3	6
Chicago Bears	3	7	3	3	16

Team	Q	Play	NO	CHI
CHI	1	Butler 19-yard field goal	0	3
CHI	2	Thornton 18-yard pass from Tomczak	0	10
NO	2	Andersen 47-yard field goal	3	10
CHI	3	Butler 22-yard field goal	3	13
NO	4	Andersen 38-yard field goal	6	13
CHI	4	Butler 21-yard field goal	6	16

FINAL INDIVIDUAL STATISTICS

Chicago Bears

RUSHING	NO	YDS	AVG	LG	TD
Anderson	27	102	3.8	13	0
Muster	12	71	5.9	28	0
Tomczak	2	8	4.0	10	0
Green	2	8	4.0	5	0

RECEIVING	NO	YDS	AVG	LG	TD
Anderson	4	42	10.5	31	0
Thornton	2	43	21.5	25	1
Gentry	2	41	20.5	38	0
Morris	2	28	14.0	22	0
Muster	2	21	10.5	11	0
Davis	1	13	13.0	13	0

INTERCEPTIONS	NO	YDS	AVG	LG	TD
Gayle	1	27	27.0	27	0
Mangum	1	9	9.0	9	0
Carrier	1	0	0.0	0	0

PUNTING	NO	YDS	AVG	LG	IN20	TB
Buford	2	55	27.5	36	0	0

PUNT RETURNS	NO	YDS	AVG	LG	TD
Bailey	1	13	13.0	13	0
Jackson	1	0	0.0	0	0

KICKOFF RET.	NO	YDS	AVG	LG	TD
Gentry	1	39	39.0	39	0

PASSING (CHI)	ATT	COMP	YDS	PCT	TD	INT	LG	SK/YDS
Tomczak	25	12	166	48.0	1	0	38	2/12
Anderson	1	1	22	100.0	0	0	22	0/0

PASSING (NO)	ATT	COMP	YDS	PCT	TD	INT	LG	SK/YDS
Fourcade	18	5	79	27.8	0	2	31	1/16
Walsh	16	6	74	37.5	0	1	36	1/9

New Orleans Saints

RUSHING	NO	YDS	AVG	LG	TD
Fenerty	8	29	3.6	14	0
Hilliard	4	13	3.3	9	0
Heyward	4	10	2.5	6	0
Fourcade	2	13	6.5	9	0

RECEIVING	NO	YDS	AVG	LG	TD
Fenerty	4	22	5.5	9	0
Martin	2	47	23.5	36	0
Scales	1	31	31.0	31	0
Tice	1	19	19.0	19	0
Brenner	1	17	17.0	17	0
Perriman	1	11	11.0	11	0
Turner	1	6	6.0	6	0

INTERCEPTIONS	NO	YDS	AVG	LG	TD
None					

PUNTING	NO	YDS	AVG	LG	IN20	TB
Barnhardt	3	90	30.0	38	0	0

PUNT RETURNS	NO	YDS	AVG	LG	TD
Buck	1	2	2.0	2	0

KICKOFF RET.	NO	YDS	AVG	LG	TD
Fenerty	2	33	16.5	18	0
Hilliard	1	21	21.0	21	0
Jordan	1	17	17.0	17	0
Heyward	1	14	14.0	14	0

TEAM STATISTICS	CHI	NO
Total First Downs	18	11
By Rushing	9	2
By Passing	8	7
By Penalty	1	2
Third Down: Md/Att.	5/16	2/13
Third Down: Eff.	31%	15%
Total Net Yards	365	193
Total Offensive Plays	71	54
Average Per Play	5.1	3.6
Net Yards Rushing	189	65
Total Rushing Plays	43	18
Avg. Per Rush	4.4	3.6
Net Yards Passing	176	128
Sacked/Yards Lost	2/12	2/25
Gross Yards Passing	188	153
Att.-Comp.-Int.	26-13-0	34-11-3
Completion Pct.	50.0	32.4
Punts/Average	2/27.5	3/30.0
Penalties/Yards	7/57	2/10
Fumbles/Lost	2/1	1/0
Field Goals	19, 22, 36, 21	41, 47, 42, 38

Denotes Converted Field Goal

Chicago Bears Starting Lineups

WR W. Davis	LE T. Armstrong
LT J. Covert	RT W. Perry
LG M. Bortz	RE S. McMichael
C J. Hilgenberg	RE R. Dent
RG T. Thayer	LLB R. Rivera
RT K. Van Horne	MLB M. Singletary
TE J. Thornton	RLB J. Morrissey
WR R. Morris	LCB D. Woolford
QB M. Tomczak	RCB V. Jackson
FB B. Muster	SS S. Gayle
RB N. Anderson	FS M. Carrier

New Orleans Saints Starting Lineups

WR E. Martin	LE R. Turnbull
LT K. Haverdink	NT R. Goff
LG J. Dombrowski	RE J. Wilks
C J. Hilgenberg	OLB R. Jackson
RG S. Trapilo	ILB S. Mills
RT S. Brock	ILB V. Johnson
TE H. Brenner	OLB P. Swilling
WR B. Perriman	LCB R. Massey
QB S. Walsh	RCB T. Cook
HB R. Mayes	SS B. Maxie
RB C. Heyward	FS G. Atkins



CHICAGO BEARS PLAYOFF SUMMARY

1990 NFC Divisional

New York Giants 31, Chicago Bears 3

January 13, 1991

Giants Stadium

Attendance: 77,025

Weather: 32 degrees; wind NW 13 mph

	1	2	3	4	Final
Chicago Bears	0	3	0	0	3
New York Giants	10	7	7	7	31

Team	Q	Play	CHI	NYG
NYG	1	Bahr 46-yard field goal	0	3
NYG	1	Baker 21-yard pass from Hostetler (Bahr kick)	0	10
CHI	2	Butler 33-yard field goal	3	10
NYG	2	Cross 5-yard pass from Hostetler (Bahr kick)	3	17
NYG	3	Hostetler 3-yard run (Bahr kick)	3	24
NYG	4	Carthon 1-yard run (Bahr kick)	3	31

FINAL INDIVIDUAL STATISTICS

Chicago Bears

RUSHING	NO	YDS	AVG	LG	TD
Anderson	12	19	1.6	9	0
Muster	4	8	2.0	3	0

RECEIVING	NO	YDS	AVG	LG	TD
Anderson	4	23	5.8	12	0
Davis	3	76	25.3	37	0
Thornton	3	28	9.3	18	0
Muster	3	21	7.0	20	0
Gentry	2	23	11.5	12	0
Morris	1	24	24.0	24	0
Kozlowski	1	10	10.0	10	0

INTERCEPTIONS	NO	YDS	AVG	LG	TD
None					

PUNTING	NO	YDS	AVG	LG	IN20	TB
Buford	2	84	42.0	50	1	0

PUNT RETURNS	NO	YDS	AVG	LG	TD
Bailey	2	3	1.5	2	0

KICKOFF RET.	NO	YDS	AVG	LG	TD
Bailey	2	61	30.5	44	0
Gentry	2	42	21.0	29	0
Rouse	1	9	9.0	9	0

PASSING (CHI)	ATT	COMP	YDS	PCT	TD	INT	LG	SK/YDS
Tomczak	36	17	205	47.2	0	2	37	0/0

PASSING (NYG)	ATT	COMP	YDS	PCT	TD	INT	LG	SK/YDS
Hostetler	17	10	112	58.8	2	0	25	3/18

New York Giants

RUSHING	NO	YDS	AVG	LG	TD
Anderson	21	80	3.8	10	0
Tillman	9	31	3.4	6	0
Carthon	8	19	2.4	5	1
Hostetler	6	43	7.2	11	1
Meggett	2	18	9.0	10	0
Hampton	2	3	1.5	3	0

RECEIVING	NO	YDS	AVG	LG	TD
Baker	3	58	19.3	25	1
Bavaro	3	25	8.3	11	0
Ingram	1	12	12.0	12	0
Mrosko	1	6	6.0	6	0
Anderson	1	6	6.0	6	0
Cross	1	5	5.0	5	1

INTERCEPTIONS	NO	YDS	AVG	LG	TD
Walls	1	37	37.0	37	0
Collins	1	11	11.0	11	0

PUNTING	NO	YDS	AVG	LG	IN20	TB
Landeta	3	122	40.7	51	0	0

PUNT RETURNS	NO	YDS	AVG	LG	TD
Meggett	1	13	13.0	13	0

KICKOFF RET.	NO	YDS	AVG	LG	TD
Ingram	1	18	18.0	18	0

TEAM STATISTICS	CHI	NYG
Total First Downs	11	23
By Rushing	0	16
By Passing	11	7
By Penalty	0	0
Third Down: Md/Att.	3/11	6/14
Third Down: Eff.	27%	43%
Total Net Yards	232	288
Total Offensive Plays	52	68
Average Per Play	4.5	4.2
Net Yards Rushing	27	194
Total Rushing Plays	16	48
Avg. Per Rush	1.7	4.0
Net Yards Passing	205	94
Sacked/Yards Lost	0/0	3/18
Gross Yards Passing	205	112
Att.-Comp.-Int.	36-17-2	17-10-0
Completion Pct.	47.2	58.8
Punts/Average	2/42.0	3/40.7
Penalties/Yards	4/30	2/15
Fumbles/Lost	0/0	1/1
Field Goals	33	46

— Denotes Converted Field Goal

Chicago Bears Starting Lineups

WR W. Davis	LLE T. Armstrong
LT J. Covert	LT W. Perry
LG M. Bortz	RT S. McMichael
C J. Hilgenberg	RE R. Dent
RG T. Thayer	LLB R. Rivera
RT K. Van Horne	MLB M. Singletary
TE J. Thornton	RLB J. Morrissey
WR R. Morris	LCB D. Woolford
QB M. Tomczak	RCB V. Jackson
FB B. Muster	SS S. Gayle
RB N. Anderson	FS M. Carrier

New York Giants Starting Lineups

WR M. Ingram	LE J. Washington
LT J. Elliott	LT M. Fox
LG W. Roberts	RT E. Howard
C B. Oates	RE L. Marshall
RG E. Moore	LLB C. Banks
RT D. Riesenberg	MLB P. Johnson
TE M. Bavaro	RLB L. Taylor
WR S. Baker	LCB M. Collins
QB J. Hostetler	RCB E. Walls
RB O. Anderson	SS G. Jackson
FB M. Carthon	FS M. Guyton



1991 NFC First Round

Dallas Cowboys 17, Chicago Bears 13

December 29, 1991

Soldier Field

Attendance: 62,594

Weather: 35 degrees; wind NW 9 mph

	1	2	3	4	Final
Dallas Cowboys	10	0	7	0	17
Chicago Bears	0	3	3	7	13

Team	Q	Play	DAL	CHI
DAL	1	Willis 27-yard field goal	3	0
DAL	1	Smith 1-yard run (Willis kick)	10	0
CHI	2	Butler 19-yard field goal	10	3
CHI	3	Butler 43-yard field goal	10	6
DAL	3	Novacek 3-yard pass from Beuerlein (Willis kick)	17	6
CHI	4	Waddle 6-yard pass from Harbaugh (Butler kick)	17	13

FINAL INDIVIDUAL STATISTICS

Chicago Bears

RUSHING	NO	YDS	AVG	LG	TD
Anderson	13	34	2.6	15	0
Lewis	9	65	7.2	11	0
Harbaugh	7	26	3.7	9	0
Muster	5	25	5.0	9	0

RECEIVING	NO	YDS	AVG	LG	TD
Waddle	9	104	11.6	19	1
Davis	7	79	11.3	17	0
Anderson	3	5	1.7	8	0
Lewis	2	18	9.0	11	0
Rivera	1	15	15.0	15	0
Thornton	1	12	12.0	12	0

INTERCEPTIONS	NO	YDS	AVG	LG	TD
None					

PUNTING	NO	YDS	AVG	LG	IN20	TB
Blocked	1					

PUNT RETURNS	NO	YDS	AVG	LG	TD
Woolford	2	5	2.5	5	0

KICKOFF RET.	NO	YDS	AVG	LG	TD
Lewis	3	44	14.7	26	0
Green	1	15	15.0	15	0

PASSING (CHI)	ATT	COMP	YDS	PCT	TD	INT	LG	SK/YDS
Harbaugh	44	22	218	50.0	1	2	19	3/11
Buford	1	1	15	100.0	0	0	15	0/0

PASSING (DAL)	ATT	COMP	YDS	PCT	TD	INT	LG	SK/YDS
Beuerlein	18	9	180	50.0	1	0	45	0/0

Dallas Cowboys

RUSHING	NO	YDS	AVG	LG	TD
Smith	26	105	4.0	18	1
Beuerlein	4	3	0.8	5	0

RECEIVING	NO	YDS	AVG	LG	TD
Irvin	4	83	20.8	25	0
Harper	3	88	29.3	45	0
Johnston	1	6	6.0	6	0
Novacek	1	3	3.0	3t	1

INTERCEPTIONS	NO	YDS	AVG	LG	TD
Bates	1	7	7.0	7	0
Brown	1	0	0.0	0	0

PUNTING	NO	YDS	AVG	LG	IN20	TB
Saxon	3	134	44.7	52	1	0

PUNT RETURNS	NO	YDS	AVG	LG	TD
None					

KICKOFF RET.	NO	YDS	AVG	LG	TD
Wright	1	18	18.0	18	0
Gant	1	16	16.0	16	0

TEAM STATISTICS	CHI	DAL
Total First Downs	26	15
By Rushing	12	6
By Passing	14	7
By Penalty	0	2
Third Down: Md/Att. 10/17	3/9	
Third Down: Eff.	59%	33%
Total Net Yards	372	288
Total Offensive Plays	82	48
Average Per Play	4.5	6.0
Net Yards Rushing	150	108
Total Rushing Plays	34	30
Avg. Per Rush	4.4	3.6
Net Yards Passing	222	180
Sacked/Yards Lost	3/11	0/0
Gross Yards Passing	233	180
Att.-Comp.-Int.	45-23-2	18-9-0
Completion Pct.	51.1	50.0
Punts/Average	1/0.0	3/44.7
Penalties/Yards	4/16	2/16
Fumbles/Lost	1/1	2/0
Field Goals	19, 43	27, 38,
Denotes Converted Field Goal		47

Chicago Bears Starting Lineups

WR W. Davis	LE T. Armstrong
LT J. Wojciechowski	LT S. McMichael
LG M. Bortz	RT W. Perry
C J. Hilgenberg	RE R. Dent
RG T. Thayer	LLB R. Rivera
RT K. Van Horne	MLB M. Singletary
TE K. Jennings	RLB J. Morrissey
WR T. Waddle	LCB D. Woolford
QB J. Harbaugh	RCB L. Stinson
FB B. Muster	SS S. Gayle
RB N. Anderson	FS M. Carrier

Dallas Cowboys Starting Lineups

TE R. Awalt	LE T. Tolbert
LT M. Tuinei	LT T. Casillas
LG K. Gogan	RT R. Maryland
C M. Stepnoski	RE J. Jeffcoat
RG J. Gesek	SLB K. Norton
RT N. Newton	MLB J. Del Rio
TE J. Novacek	WLB V. Smith
TE A. Roberts	LCB I. Holt
WR M. Irvin	RCB L. Brown
QB S. Beuerlein	SS J. Washington
RB E. Smith	FS R. Horton



CHICAGO BEARS PLAYOFF SUMMARY

1994 NFC First Round

Chicago Bears 35, Minnesota Vikings 18

January 1, 1995

HHH Metrodome

Attendance: 60,347

Weather: Indoors

	1	2	3	4	Final
Chicago Bears	0	14	7	14	35
Minnesota Vikings	3	6	3	6	18

Team	Q	Play	CHI	MIN
MIN	1	Reveiz 29-yard field goal	0	3
CHI	2	Tillman 1-yard run (Butler kick)	7	3
CHI	2	Jennings 9-yard pass from Walsh (Butler kick)	14	3
MIN	2	Carter 4-yard pass from Moon (Two-pt failed)	14	9
CHI	3	Harris 29-yard run (Butler kick)	21	9
MIN	3	Reveiz 48-yard field goal	21	12
CHI	4	Graham 21-yard pass from Walsh (Butler kick)	28	12
MIN	4	Lee 11-yard pass from Moon (Two-pt failed)	28	18
CHI	4	Miniefield 48-yard fumble return (Butler kick)	35	18

FINAL INDIVIDUAL STATISTICS

Chicago Bears

RUSHING	NO	YDS	AVG	LG	TD
Harris	13	67	5.2	29t	1
Tillman	11	19	1.7	8	1
Walsh	5	5	1.0	5	0
Graham	1	3	3.0	3	0

RECEIVING	NO	YDS	AVG	LG	TD
Graham	4	108	27.0	52	1
Conway	4	56	14.0	23	0
Harris	3	20	6.7	8	0
Carter	1	16	16.0	16	0
Jennings	1	9	9.0	9t	1
Tillman	1	7	7.0	7	0
Green	1	5	5.0	5	0

INTERCEPTIONS	NO	YDS	AVG	LG	TD
Lincoln	1	12	12.0	12	0
Minter	1	7	7.0	7	0

PUNTING	NO	YDS	AVG	LG	IN20	TB
Gardocki	3	116	38.7	45	1	0

PUNT RETURNS	NO	YDS	AVG	LG	TD
Graham	1	1	1.0	1	0

KICKOFF RET.	NO	YDS	AVG	LG	TD
Lewis	2	47	23.5	28	0
Green	1	18	18.0	18	0

PASSING (CHI)	ATT	COMP	YDS	PCT	TD	INT	LG	SK/YDS
Walsh	23	15	221	65.2	2	1	52	1/7

PASSING (MIN)	ATT	COMP	YDS	PCT	TD	INT	LG	SK/YDS
Moon	52	29	292	55.8	2	2	38	2/11
Salisbury	9	4	59	44.4	0	0	18	0/0

Minnesota Vikings

RUSHING	NO	YDS	AVG	LG	TD
Allen	12	27	2.3	10	0
Graham	4	13	3.3	9	0
Moon	2	9	4.5	9	0
Smith	1	0	0.0	0	0

RECEIVING	NO	YDS	AVG	LG	TD
Lee	11	159	14.5	38	1
Carter	8	61	7.6	19	1
P. Jordan	4	35	8.8	16	0
Reed	3	39	13.0	18	0
Ismail	3	29	9.7	20	0
S. Jordan	2	16	8.0	11	0
Palmer	1	11	11.0	11	0
Allen	1	1	1.0	1	0

INTERCEPTIONS	NO	YDS	AVG	LG	TD
Parker	1	10	10.0	10	0

PUNTING	NO	YDS	AVG	LG	IN20	TB
Saxon	4	131	32.8	34	3	0

PUNT RETURNS	NO	YDS	AVG	LG	TD
Palmer	0	0	0.0	0	0

KICKOFF RET.	NO	YDS	AVG	LG	TD
Smith	6	132	22.0	58	0

TEAM STATISTICS	CHI	MIN
Total First Downs	18	22
By Rushing	5	3
By Passing	11	18
By Penalty	2	1
Third Down: Md/Att.	5/11	11/20
Third Down: Eff.	45%	55%
Total Net Yards	308	389
Total Offensive Plays	54	82
Average Per Play	5.7	4.7
Net Yards Rushing	94	49
Total Rushing Plays	30	19
Avg. Per Rush	3.1	2.6
Net Yards Passing	214	340
Sacked/Yards Lost	1/7	2/11
Gross Yards Passing	221	351
Att.-Comp.-Int.	23-15-1	61-33-2
Completion Pct.	65.2	54.1
Punts/Average	3/38.7	4/32.8
Penalties/Yards	6/30	11/85
Fumbles/Lost	1/1	3/2
Field Goals		29, 48

_ Denotes Converted Field Goal

Chicago Bears Starting Lineups

WR J. Graham	LE T. Armstrong
LT A. Heck	LT C. Simpson
LG T. Perry	RT C. Zorich
C J. Fontenot	RE A. Spellman
RG J. Leeuwenburg	WLB J. Cain
RT J. Williams	MLB D. Jones
TE M. Cook	SLB V. Smith
WR C. Conway	LCB D. Woolford
QB S. Walsh	RCB M. Douglass
FB R. Harris	SS S. Gayle
RB L. Tillman	FS M. Carrier

Minnesota Vikings Starting Lineups

TE S. Jordan	LE R. Harris
TE A. Jordan	LT H. Thomas
LT T. Steussie	RT J. Randle
LG R. McDaniel	RE J. Harris
C J. Christy	SLB C. Jenkins
RG B. Daffney	MLB J. Del Rio
RT C. Hinton	WLB E. McDaniel
TE J. Gerek	LCB A. Parker
WR C. Carter	RCB D. Washington
QB W. Moon	SS T. Scott
RB T. Allen	FS V. Glenn



1994 NFC Divisional

San Francisco 49ers 44, Chicago Bears 15

January 7, 1995

Candlestick Park

Attendance: 64,644

Weather: 60 degrees; wind S 17 mph

	1	2	3	4	Final
Chicago Bears	3	0	0	12	15
San Francisco 49ers	7	23	7	7	44

Team	Q	Play	CHI	SF
CHI	1	Butler 39-yard field goal	3	0
SF	1	Floyd 2-yard run (Brien kick)	3	7
SF	2	Jones 8-yard pass from Young (kick failed)	3	13
SF	2	Floyd 4-yard run (Brien kick)	3	20
SF	2	Brien 36-yard field goal	3	23
SF	2	Young 6-yard run (Brien kick)	3	30
SF	3	Floyd 1-yard run (Brien kick)	3	37
CHI	4	Flanigan 2-yard pass from Kramer (Two-pt failed)	9	37
SF	4	Walker 1-yard run (Brien kick)	9	44
CHI	4	Tillman 1-yard run (Two-pt failed)	15	44

FINAL INDIVIDUAL STATISTICS

Chicago Bears

RUSHING	NO	YDS	AVG	LG	TD
Harris	8	26	3.3	11	0
Tillman	6	5	0.8	3	1
Green	2	8	4.0	5	0
Walsh	1	0	0.0	0	0
T. Carter	1	0	0.0	0	0

RECEIVING	NO	YDS	AVG	LG	TD
Green	5	43	8.6	22	0
Wetnight	5	39	7.8	19	0
Harris	5	24	4.8	10	0
Graham	4	33	8.3	13	0
Waddle	3	49	16.3	20	0
Conway	3	25	8.3	9	0
Jennings	2	20	10.0	14	0
Tillman	1	4	4.0	4	0
Flanigan	1	2	2.0	2t	1

INTERCEPTIONS	NO	YDS	AVG	LG	TD
None					

PUNTING	NO	YDS	AVG	LG	IN20	TB
Gardocki	4	147	36.8	50	0	0

PUNT RETURNS	NO	YDS	AVG	LG	TD
Graham	0	0	0.0	0	0

KICKOFF RET.	NO	YDS	AVG	LG	TD
Lewis	5	125	25.0	32	0
Green	1	12	12.0	12	0

PASSING (CHI)	ATT	COMP	YDS	PCT	TD	INT	LG	SK/YDS
Kramer	28	19	161	67.9	1	0	20	4/31
Walsh	19	10	78	52.6	0	2	22	0/0

PASSING (SF)	ATT	COMP	YDS	PCT	TD	INT	LG	SK/YDS
Young	22	16	143	72.3	1	0	18	1/5
Grbac	4	2	47	50.0	0	0	44	0/0

San Francisco 49ers

RUSHING	NO	YDS	AVG	LG	TD
Watters	11	55	5.0	15	0
Floyd	10	25	2.5	5	3
Young	5	32	6.4	7	1
Grbac	4	-5	-1.3	0	0
Carter	3	20	6.7	23	0
Walker	3	3	1.0	2	1
Taylor	1	15	15.0	15	0

RECEIVING	NO	YDS	AVG	LG	TD
Jones	5	26	5.2	11	1
Taylor	4	51	12.8	15	0
Rice	4	48	12.0	18	0
Watters	3	18	6.0	11	0
D. Carter	1	44	44.0	44	0
Popson	1	3	3.0	3	0

INTERCEPTIONS	NO	YDS	AVG	LG	TD
Hanks	1	31	31.0	31	0
Davis	1	0	0.0	0	0

PUNTING	NO	YDS	AVG	LG	IN20	TB
Wilmsmeyer	2	77	38.5	39	0	1

PUNT RETURNS	NO	YDS	AVG	LG	TD
D. Carter	2	6	3.0	6	0

KICKOFF RET.	NO	YDS	AVG	LG	TD
Walker	1	14	14.0	14	0
D. Carter	1	10	10.0	10	0

TEAM STATISTICS	CHI	SF
Total First Downs	20	27
By Rushing	4	13
By Passing	13	11
By Penalty	3	3
Third Down: Md/Att.	8/16	4/9
Third Down: Eff.	50%	44%
Total Net Yards	247	330
Total Offensive Plays	69	64
Average Per Play	3.6	5.2
Net Yards Rushing	39	145
Total Rushing Plays	18	37
Avg. Per Rush	2.2	3.9
Net Yards Passing	208	185
Sacked/Yards Lost	4/31	1/5
Gross Yards Passing	239	190
Att.-Comp.-Int.	47-29-2	26-18-0
Completion Pct.	61.7	69.2
Punts/Average	4/36.8	2/38.5
Penalties/Yards	4/32	3/16
Fumbles/Lost	2/0	3/1
Field Goals	39	36

_ Denotes Converted Field Goal

Chicago Bears Starting Lineups

WR J. Graham	LE T. Armstrong
LT A. Heck	LT C. Simpson
LG T. Perry	RT C. Zorich
C J. Fontenot	RE A. Spellman
RG J. Leeuwenburg	WLB J. Cain
RT J. Williams	MLB D. Jones
TE K. Jennings	SLB V. Smith
WR C. Conway	LCB D. Woolford
QB S. Walsh	RCB J. Lincoln
FB R. Harris	SS S. Gayle
TE R. Wetnight	FS M. Carrier

San Francisco 49ers Starting Lineups

SE J. Taylor	LE D. Brown
LT S. Wallace	LT B. Young
LG J. Sapolu	RT D.
C B. Oates	Stubblefield
RG D. Deese	RE R. Jackson
RT H. Barton	LLB L. Woodall
TE B. Jones	MLB G. Plummer
FL J. Rice	RCB K. Norton
QB S. Young	LCB E. Davis
RB R. Watters	RCB D. Sanders
FB W. Floyd	SS T. McDonald
	FS M. Hanks



CHICAGO BEARS PLAYOFF SUMMARY

2001 NFC Divisional

Philadelphia Eagles 33, Chicago Bears 19

January 19, 2002

Soldier Field

Attendance: 66,944

Weather: 31 degrees; wind W 8 mph

	1	2	3	4	Final
Philadelphia Eagles	6	7	7	13	33
Chicago Bears	0	7	7	5	19

Team	Q	Play	PHI	CHI
PHI	1	Akers 34-yard field goal	3	0
PHI	1	Akers 23-yard field goal	6	0
CHI	2	Merritt 47-yard run (Edinger kick)	6	7
PHI	2	Martin 13-yard pass from McNabb (Akers kick)	13	7
CHI	3	Azumah 39-yard interception return (Edinger kick)	13	14
PHI	3	Staley 6-yard pass from McNabb (Akers kick)	20	14
CHI	4	Edinger 38-yard field goal	20	17
PHI	4	Akers 40-yard field goal	23	17
PHI	4	Akers 46-yard field goal	26	17
PHI	4	McNabb 5-yard run (Akers kick)	33	17
CHI	4	Safety, Landeta OB in end zone	33	19

FINAL INDIVIDUAL STATISTICS

Chicago Bears

RUSHING	NO	YDS	AVG	LG	TD
Thomas	15	36	2.4	6	0
Johnson	3	7	2.3	3	0
Allen	2	7	3.5	4	0
Merritt	1	47	47.0	47	1
White	1	15	15.0	15	0
Matthews	1	-1	-1.0	-1	0

RECEIVING	NO	YDS	AVG	LG	TD
White	4	30	7.5	12	0
Booker	2	18	9.0	14	0
Terrell	2	18	9.0	11	0
Thomas	1	11	11.0	11	0
Allen	1	9	9.0	9	0
Baxter	1	3	3.0	3	0

INTERCEPTIONS	NO	YDS	AVG	LG	TD
Azumah	1	39	39.0	39	1

PUNTING	NO	YDS	AVG	LG	IN20	TB
Maynard	5	191	38.2	54	1	0

PUNT RETURNS	NO	YDS	AVG	LG	TD
McQuarters	1	10	10.0	10	0
Johnson	1	3	3.0	3	0

KICKOFF RET.	NO	YDS	AVG	LG	TD
Denson	6	120	20.0	24	0
Johnson	2	60	30.0	32	0

PASSING (CHI) ATT	COMP	YDS	PCT	TD	INT	LG	SK/YDS	RATING
Matthews	17	8	66	47.1	0	2	12	17.9
Miller	5	3	23	60.0	0	1	14	31.7

PASSING (PHI) ATT	COMP	YDS	PCT	TD	INT	LG	SK/YDS	RATING
McNabb	40	26	262	65.0	2	1	43	89.8

Philadelphia Eagles

RUSHING	NO	YDS	AVG	LG	TD
Staley	18	66	3.7	13	0
McNabb	8	37	4.6	14	1
Buckhalter	3	5	1.7	2	0
Reader	1	-1	-1.0	-1	0
Landeta	1	-20	-20.0	-20	0

RECEIVING	NO	YDS	AVG	LG	TD
Staley	7	54	7.7	14	1
Thrash	5	73	14.6	43	0
Lewis	3	32	10.7	14	0
Martin	3	18	6.0	13	1
Thomason	2	39	19.5	30	0
Pinkston	2	19	9.5	13	0
Mitchell	2	14	7.0	8	0
Buckhalter	2	13	6.5	9	0

INTERCEPTIONS	NO	YDS	AVG	LG	TD
Moore	1	18	18.0	18	0
Cook	1	15	15.0	15	0
Emmons	1	0	0.0	0	0

PUNTING	NO	YDS	AVG	LG	IN20	TB
Landeta	4	166	41.5	49	1	0

PUNT RETURNS	NO	YDS	AVG	LG	TD
Mitchell	2	27	13.5	15	0

KICKOFF RET.	NO	YDS	AVG	LG	TD
Mitchell	4	84	21.0	30	0

TEAM STATISTICS	CHI	PHI
Total First Downs	10	19
By Rushing	6	6
By Passing	2	13
By Penalty	2	0
Third Down: Md/Att.	5/14	4/15
Third Down: Eff.	36%	27%
Total Net Yards	184	336
Total Offensive Plays	47	73
Average Per Play	3.9	4.6
Net Yards Rushing	111	87
Total Rushing Plays	23	31
Avg. Per Rush	4.8	2.8
Net Yards Passing	73	249
Sacked/Yards Lost	2/16	2/13
Gross Yards Passing	89	262
Att.-Comp.-Int.	22-11-3	40-26-1
Completion Pct.	50.0	65.0
Punts/Average	5/38.2	4/41.5
Penalties/Yards	1/5	6/60
Fumbles/Lost	1/1	0/0
Field Goals	38	34, 23, 40, 46

_ Denotes Converted Field Goal

Chicago Bears Starting Lineups

WR D. Terrell	LE B. Robinson
LT B. Brockmeyer	LT T. Washington
LG R. Tucker	RT K. Traylor
C O. Kreutz	RE P. Daniels
RG C. Villalrial	WLB W. Holdman
RT J. Williams	MLB B. Urlacher
TE F. Baxter	SLB R. Colvin
WR M. Booker	LCB R. McQuarters
QB J. Miller	RCB W. Harris
RB A. Thomas	SS T. Parrish
TE J. Davis	FS M. Brown

Philadelphia Eagles Starting Lineups

WR T. Pinkston	LE B. Whiting
LT Tr. Thomas	LT C. Simon
LG J. Welbourn	RT P. Grasmanis
C H. Fraley	RE H. Douglas
RG J. Mayberry	WLB M. Caldwell
RT J. Runyan	MLB J. Trotter
TE C. Lewis	SLB C. Emmons
WR J. Thrash	LCB T. Vincent
QB D. McNabb	RCB B. Taylor
RB D. Staley	FS B. Dawkins
FB C. Martin	SS D. Moore



2005 NFC Divisional

Carolina Panthers 29, Chicago Bears 21

January 15, 2006

Soldier Field

Attendance: 62,209

Weather: 40 degrees; wind SE 15 mph

	1	2	3	4	Final
Carolina Panthers	7	9	7	6	29
Chicago Bears	0	7	7	7	21

Team	Q	Play	CAR	CHI
CAR	1	Smith 58-yard pass from Delhomme (Kasay kick)	7	0
CAR	2	Kasay 20-yard field goal	10	0
CAR	2	Kasay 38-yard field goal	13	0
CHI	2	Peterson 1-yard run (Gould kick)	13	7
CAR	2	Kasay 37-yard field goal	16	7
CHI	3	Clark 1-yard pass from Grossman (Gould kick)	16	14
CAR	3	Smith 39-yard pass from Delhomme (Kasay kick)	23	14
CHI	4	McKie 3-yard run (Gould kick)	23	21
CAR	4	Mangum 1-yard pass from Delhomme (kick failed)	29	21

FINAL INDIVIDUAL STATISTICS

Chicago Bears

RUSHING	NO	YDS	AVG	LG	TD
Jones	20	80	4.0	24	0
Peterson	5	9	1.8	5	1
Grossman	1	5	5.0	5	0
McKie	1	3	3.0	3t	1

RECEIVING	NO	YDS	AVG	LG	TD
Berrian	5	68	13.6	17	0
Muhammad	3	58	19.3	24	0
Jones	3	30	10.0	27	0
Gage	3	28	9.3	24	0
Clark	2	5	2.5	4	1
Peterson	1	3	3.0	3	0

INTERCEPTIONS	NO	YDS	AVG	LG	TD
Urlacher	1	20	20.0	20	0

PUNTING	NO	YDS	AVG	LG	IN20	TB
Maynard	7	246	35.1	54	0	0

PUNT RETURNS	NO	YDS	AVG	LG	TD
Vasher	2	1	0.5	6	0

KICKOFF RET.	NO	YDS	AVG	LG	TD
Davis	5	115	23.0	31	0
Peterson	1	17	17.0	17	0

PASSING (CHI) ATT	COMP	YDS	PCT	TD	INT	LG	SK/YDS	RATING
Grossman	41	17	192	41.5	1	1	27	1/7 54.1

PASSING (CAR) ATT	COMP	YDS	PCT	TD	INT	LG	SK/YDS	RATING
Delhomme	33	24	319	72.7	3	1	58t	1/8 120.6

Carolina Panthers

RUSHING	NO	YDS	AVG	LG	TD
Foster	16	54	3.4	17	0
Goings	10	34	3.4	10	0
Smith	3	26	8.7	22	0
Delhomme	2	9	4.5	9	0

RECEIVING	NO	YDS	AVG	LG	TD
Smith	12	218	18.2	58t	2
Proehl	3	28	9.3	11	0
Carter	2	43	21.5	29	0
Hoover	2	13	6.5	7	0
Goings	1	14	14.0	14	0
Colbert	1	9	9.0	9	0
Foster	1	3	3.0	3	0
Mangum	1	1	1.0	1t	1
Robertson	1	-10	-10.0	-10	0

INTERCEPTIONS	NO	YDS	AVG	LG	TD
Lucas	1	1	1.0	1	0

PUNTING	NO	YDS	AVG	LG	IN20	TB
Baker	5	206	41.2	47	3	1

PUNT RETURNS	NO	YDS	AVG	LG	TD
Smith	2	-1	-0.5	0	0

KICKOFF RET.	NO	YDS	AVG	LG	TD
Robertson	4	100	25.0	34	0

TEAM STATISTICS CAR CHI

Total First Downs 21 23

By Rushing 6 6

By Passing 14 11

By Penalty 1 6

Third Down: Md/Att. 5/12 3/13

Third Down: Eff. 42% 23%

Total Net Yards 434 282

Total Offensive Plays 65 69

Average Per Play 6.7 4.1

Net Yards Rushing 123 97

Total Rushing Plays 31 27

Avg. Per Rush 4.0 3.6

Net Yards Passing 311 185

Sacked/Yards Lost 1/8 1/7

Gross Yards Passing 319 192

Att.-Comp.-Int. 33-24-1 41-17-1

Completion Pct. 72.7 41.5

Punts/Average 5/41.2 7/35.1

Penalties/Yards 9/50 4/19

Fumbles/Lost 3/0 0/0

Field Goals 20, 38, 37

_ Denotes Converted Field Goal

Chicago Bears Starting Lineups

WR M. Muhammad	LE A. Ogunleye
LT J. Tait	LT T. Harris
LG R. Brown	RT I. Scott
C O. Kreutz	RE A. Brown
RG R. Garza	WLB L. Briggs
RT F. Miller	MLB B. Urlacher
TE D. Clark	SLB H. Hillenmeyer
WR J. Gage	LCB C. Tillman
QB R. Grossman	RCB N. Vasher
RB T. Jones	SS M. Brown
TE J. McKie	FS C. Harris

Carolina Panthers Starting Lineups

WR S. Smith	LE J. Peppers
LT T. Wharton	LT B. Buckner
LG M. Wahle	RT J. Carstens
C J. Mitchell	RE M. Rucker
RG T. Reyes	WLB W. Witherspoon
RT J. Gross	MLB D. Morgan
WR M. Gaines	SLB B. Short
WR K. Colbert	LCB C. Gamble
QB J. Delhomme	RCB K. Lucas
RB D. Foster	SS M. McCree
FB B. Hoover	FS M. Minter



CHICAGO BEARS PLAYOFF SUMMARY

2006 NFC Divisional

Chicago Bears 27, Seattle Seahawks 24 ot

January 14, 2007

Soldier Field

Attendance: 62,184

Weather: 32 degrees; wind N 8 mph

	1	2	3	4	OT	Final
Seattle Seahawks	0	14	10	0	0	24
Chicago Bears	7	14	0	3	3	27

Team	Q	Play	SEA	CHI
CHI	1	Jones 9-yard run (Gould kick)	0	7
SEA	2	Burleson 16-yard pass from Hasselbeck (Brown kick)	7	7
CHI	2	Berrian 68-yard pass from Grossman (Gould kick)	7	14
SEA	2	Alexander 4-yard run (Brown kick)	14	14
CHI	2	Jones 7-yard run (Gould kick)	14	21
SEA	3	Brown 40-yard field goal	17	21
SEA	3	Alexander 13-yard run (Brown kick)	24	21
CHI	4	Gould 41-yard field goal	24	24
CHI	5	Gould 49-yard field goal	24	27

FINAL INDIVIDUAL STATISTICS

Chicago Bears

RUSHING	NO	YDS	AVG	LG	TD
Jones	21	66	3.1	9	2
Benson	12	45	3.8	12	0
Davis	1	9	9.0	9	0

RECEIVING	NO	YDS	AVG	LG	TD
Berrian	5	105	21.0	68t	1
Davis	4	84	21.0	37	0
Muhammad	3	38	12.7	21	0
Benson	3	24	8.0	11	0
Jones	2	6	3.0	3	0
Clark	1	13	13.0	13	0
Bradley	1	5	5.0	5	0
Reid	1	5	5.0	5	0
McKie	1	2	2.0	2	0

INTERCEPTIONS	NO	YDS	AVG	LG	TD
R. Manning	1	6	6.0	6	0

PUNTING	NO	YDS	AVG	LG	IN20	TB
Maynard	6	242	40.3	51	1	1

PUNT RETURNS	NO	YDS	AVG	LG	TD
Hester	3	5	1.7	5	0

KICKOFF RET.	NO	YDS	AVG	LG	TD
Hester	3	53	17.7	20	0
Reid	1	20	20.0	20	0

PASSING (CHI)	ATT	COMP	YDS	PCT	TD	INT	LG	SK/YDS	RATING
Grossman	38	21	282	55.2	1	1	68t	3/31	76.9

PASSING (SEA)	ATT	COMP	YDS	PCT	TD	INT	LG	SK/YDS	RATING
Hasselbeck	33	18	195	54.5	1	1	24	3/16	69.6

Seattle Seahawks

RUSHING	NO	YDS	AVG	LG	TD
Alexander	26	108	4.2	13t	2
Morris	4	11	2.8	6	0
Hasselbeck	1	8	8.0	8	0

RECEIVING	NO	YDS	AVG	LG	TD
Jackson	4	49	12.3	24	0
Branch	4	48	12.0	22	0
Engram	3	32	10.7	16	0
Heller	3	20	6.7	10	0
Stevens	2	18	9.0	10	0
Burleson	1	16	16.0	16t	1
Alexander	1	12	12.0	0	0

INTERCEPTIONS	NO	YDS	AVG	LG	TD
Hunter	1	16	16.0	16	0

PUNTING	NO	YDS	AVG	LG	IN20	TB
Plackemeier	6	218	36.3	56	2	0

PUNT RETURNS	NO	YDS	AVG	LG	TD
Burleson	3	2	0.7	2	0

KICKOFF RET.	NO	YDS	AVG	LG	TD
Burleson	6	166	27.7	41	0

TEAM STATISTICS	SEA	CHI
Total First Downs	18	21
By Rushing	12	8
By Passing	6	10
By Penalty	0	3
Third Down: Md/Att.	5/15	8/20
Third Down: Eff.	33%	40%
Total Net Yards	306	371
Total Offensive Plays	67	75
Average Per Play	4.6	4.9
Net Yards Rushing	127	120
Total Rushing Plays	31	34
Avg. Per Rush	4.1	3.5
Net Yards Passing	179	251
Sacked/Yards Lost	3/16	3/31
Gross Yards Passing	195	282
Att.-Comp.-Int.	33-18-1	38-21-1
Completion Pct.	54.5	55.2
Punts/Average	6/36.3	6/40.3
Penalties/Yards	4/16	5/40
Fumbles/Lost	0/0	4/1
Field Goals	40	41, 49

— Denotes Converted Field Goal

Chicago Bears Starting Lineups

WR M. Muhammad	LE A. Ogunsley
LT J. Tait	LT Ta. Johnson
LG R. Brown	RT I. Scott
C O. Kreutz	RE A. Brown
RG R. Garza	WLB L. Briggs
RT F. Miller	MLB B. Urlacher
TE D. Clark	SLB H. Hillenmeyer
WR B. Berrian	LCB C. Tillman
QB R. Grossman	RCB N. Vasher
RB T. Jones	SS C. Harris
FB J. McKie	FS D. Manning

Seattle Seahawks Starting Lineups

WR D. Branch	LE B. Fisher
LT W. Jones	LT C. Darby
LG R. Sims	RT R. Bernard
C C. Spencer	RE G. Wistrom
RG C. Gray	WLB L. Hill
RT S. Locklear	MLB L. Tatupu
TE J. Stevens	SLB J. Peterson
TE W. Heller	LCB J. Babineaux
WR D. Jackson	RCB K. Jennings
QB M. Hasselbeck	SS M. Boulware
RB S. Alexander	FS K. Hamlin



2006 NFC Championship

Chicago Bears 39, New Orleans Saints 14

January 21, 2007

Soldier Field

Attendance: 61,817

Weather: 28 degrees; wind E 10 mph

	1	2	3	4	Final
New Orleans Saints	0	7	7	0	14
Chicago Bears	3	13	2	21	39

Team	Q	Play	NO	CHI
CHI	1	Gould 19-yard field goal	0	3
CHI	2	Gould 43-yard field goal	0	6
CHI	2	Gould 24-yard field goal	0	9
CHI	2	Jones 2-yard run (Gould kick)	0	16
NO	2	Colston 13-yard pass from Brees (Carney kick)	7	16
NO	3	Bush 88-yard pass from Brees (Carney kick)	14	16
CHI	3	Penalty of Brees enforced in end zone for safety	14	18
CHI	4	Berrian 33-yard pass from Grossman (Gould kick)	14	25
CHI	4	Benson 12-yard run (Gould kick)	14	32
CHI	4	Jones 15-yard run (Gould kick)	14	39

FINAL INDIVIDUAL STATISTICS

Chicago Bears

RUSHING	NO	YDS	AVG	LG	TD
Jones	19	123	6.5	33	2
Benson	24	60	2.5	12t	1
Davis	1	16	16.0	16	0
Grossman	2	-3	-1.5	-1	0

RECEIVING	NO	YDS	AVG	LG	TD
Berrian	5	85	17.0	33t	1
McKie	3	6	2.0	4	0
Clark	1	30	30.0	30	0
Muhammad	1	20	20.0	20	0
Gilmore	1	3	3.0	3	0

INTERCEPTIONS	NO	YDS	AVG	LG	TD
Vasher	1	0	0.0	0	0

PUNTING	NO	YDS	AVG	LG	IN20	TB
Maynard	7	332	47.4	66	4	1

PUNT RETURNS	NO	YDS	AVG	LG	TD
Hester	2	24	12.0	14	0

KICKOFF RET.	NO	YDS	AVG	LG	TD
Hester	3	39	13.0	19	0

PASSING (CHI) ATT	COMP	YDS	PCT	TD	INT	LG	SK/YDS	RATING
Grossman	26	11	144	42.3	1	0	33t	0/0 73.2

PASSING (NO) ATT	COMP	YDS	PCT	TD	INT	LG	SK/YDS	RATING
Brees	49	27	354	55.1	2	1	88t	3/35 83.2

New Orleans Saints

RUSHING	NO	YDS	AVG	LG	TD
Bush	4	19	4.8	12	0
McAllister	6	18	3.0	6	0
Karney	1	11	11.0	11	0
Brees	1	8	8.0	8	0

RECEIVING	NO	YDS	AVG	LG	TD
Bush	7	132	18.9	88t	1
Colston	5	63	12.6	29	1
Miller	4	31	7.8	12	0
Copper	3	29	9.7	14	0
McAllister	3	27	9.0	15	0
Henderson	2	57	28.5	40	0
Campbell	2	6	3.0	5	0
Karney	1	9	9.0	9	0

INTERCEPTIONS	NO	YDS	AVG	LG	TD
None					

PUNTING	NO	YDS	AVG	LG	IN20	TB
Weatherford	5	194	38.8	45	1	1

PUNT RETURNS	NO	YDS	AVG	LG	TD
Bush	3	10	3.3	8	0
Lewis	1	5	5.0	5	0

KICKOFF RET.	NO	YDS	AVG	LG	TD
Lewis	7	132	18.9	25	0

TEAM STATISTICS	NO	CHI
Total First Downs	15	18
By Rushing	3	12
By Passing	12	6
By Penalty	0	0
Third Down: Md/Att.	5/13	3/16
Third Down: Eff.	38%	19%
Total Net Yards	375	340
Total Offensive Plays	64	72
Average Per Play	5.9	4.7
Net Yards Rushing	56	196
Total Rushing Plays	12	46
Avg. Per Rush	4.7	4.3
Net Yards Passing	319	144
Sacked/Yards Lost	3/35	0/0
Gross Yards Passing	354	144
Att.-Comp.-Int.	49-27-1	26-11-0
Completion Pct.	55.1	42.3
Punts/Average	5/38.8	7/47.4
Penalties/Yards	7/47	1/5
Fumbles/Lost	4/3	1/0
Field Goals	47	19, 43.

_ Denotes Converted Field Goal

Chicago Bears Starting Lineups

WR M. Muhammad	LE A. Ogunleye
LT J. Tait	LT Ta. Johnson
LG R. Brown	RT I. Scott
C O. Kreutz	RE A. Brown
RG R. Garza	WLB L. Briggs
RT F. Miller	MLB B. Urlacher
TE D. Clark	DB R. Manning
WR B. Berrian	LCB C. Tillman
QB R. Grossman	RCB N. Vasher
RB T. Jones	SS C. Harris
FB J. McKie	FS D. Manning

New Orleans Saints Starting Lineups

WR M. Colston	LE C. Grant
LT J. Brown	LT H. Thomas
LG J. Nesbit	RT B. Young
C J. Faine	RE W. Smith
RG J. Evans	WLB S. Shanle
RT J. Stinchcomb	MLB M. Simoneau
TE M. Campbell	SLB S. Fujita
WR T. Copper	LCB M. McKenzie
QB D. Brees	RCB F. Thomas
RB D. McAllister	SS J. Bellamy
RB R. Bush	FS J. Bullocks



CHICAGO BEARS PLAYOFF SUMMARY

Super Bowl XLI

Indianapolis Colts 29, Chicago Bears 17

February 4, 2007

Dolphin Stadium

Attendance: 74,512

Weather: 67 degrees; wind N 10 mph, rain

	1	2	3	4	Final
Indianapolis Colts	6	10	6	7	29
Chicago Bears	14	0	3	0	17

Team	Q	Play	IND	CHI
CHI	1	Hester 92-yard kickoff return (Gould kick)	0	7
IND	1	Wayne 53-yard pass from Manning (kick aborted)	6	7
CHI	1	Muhammad 4-yard pass from Grossman (Gould kick)	6	14
IND	2	Vinatieri 29-yard field goal	9	14
IND	2	Rhodes 1-yard run (Vinatieri kick)	16	14
IND	3	Vinatieri 24-yard field goal	19	14
IND	3	Vinatieri 20-yard field goal	22	14
CHI	3	Gould 44-yard field goal	22	17
IND	4	Hayden 56-yard interception return (Vinatieri kick)	29	17

FINAL INDIVIDUAL STATISTICS

Chicago Bears

RUSHING	NO	YDS	AVG	LG	TD
Jones	15	112	7.5	52	0
Grossman	2	0	0.0	0	0
Benson	2	-1	-0.5	4	0

RECEIVING	NO	YDS	AVG	LG	TD
Clark	6	64	10.7	18	0
Berrian	4	38	9.5	14	0
Jones	4	18	4.5	14	0
Muhammad	3	35	11.7	22	1
McKie	2	8	4.0	4	0
Davis	1	2	2.0	2	0

INTERCEPTIONS	NO	YDS	AVG	LG	TD
C. Harris	1	6	6.0	6	0

PUNTING	NO	YDS	AVG	LG	IN20	TB
Maynard	5	226	45.2	58	0	1

PUNT RETURNS	NO	YDS	AVG	LG	TD
Hester	1	3	3.0	3	0

KICKOFF RET.	NO	YDS	AVG	LG	TD
Gilmore	2	12	6.0	9	0
Hester	1	92	92.0	92t	1
Davis	1	15	15.0	15	0
Peterson	1	10	10.0	10	0
Reid	1	9	9.0	9	0

PASSING (CHI) ATT	COMP	YDS	PCT	TD	INT	LG	SK/YDS	RATING	
Grossman	28	20	165	71.4	1	2	22	1/11	68.3

PASSING (IND) ATT	COMP	YDS	PCT	TD	INT	LG	SK/YDS	RATING	
Manning	38	25	247	65.7	1	1	53t	1/8	81.8

Indianapolis Colts

RUSHING	NO	YDS	AVG	LG	TD
Rhodes	21	113	5.4	36	1
Addai	19	77	4.1	14	0
Clark	1	1	1.0	1	0
Manning	1	0	0.0	0	0

RECEIVING	NO	YDS	AVG	LG	TD
Addai	10	66	6.6	12	0
Harrison	5	59	11.8	22	0
Clark	4	36	9.0	17	0
Wayne	2	61	30.5	53t	1
Fletcher	2	9	4.5	6	0
Rhodes	1	8	8.0	8	0
Utecht	1	8	8.0	8	0

INTERCEPTIONS	NO	YDS	AVG	LG	TD
Hayden	1	56	56.0	56t	1
Sanders	1	38	38.0	38	0

PUNTING	NO	YDS	AVG	LG	IN20	TB
Smith	4	162	40.5	50	2	1

PUNT RETURNS	NO	YDS	AVG	LG	TD
Wilkins	3	42	14.0	18	0

KICKOFF RET.	NO	YDS	AVG	LG	TD
Wilkins	4	89	22.3	28	0

TEAM STATISTICS	IND	CHI
Total First Downs	24	11
By Rushing	12	3
By Passing	11	8
By Penalty	1	0
Third Down: Md/Att.	8/18	3/10
Third Down: Eff.	44%	30%
Total Net Yards	430	265
Total Offensive Plays	81	48
Average Per Play	5.3	5.5
Net Yards Rushing	191	111
Total Rushing Plays	42	19
Avg. Per Rush	4.5	5.8
Net Yards Passing	239	154
Sacked/Yards Lost	1/8	1/11
Gross Yards Passing	247	165
Att.-Comp.-Int.	38-25-1	28-20-2
Completion Pct.	65.7	71.4
Punts/Average	4/40.5	5/45.2
Penalties/Yards	6/40	4/35
Fumbles/Lost	2/2	4/3
Field Goals	29, 36,	44
	24, 20	

Denotes Converted Field Goal

Chicago Bears Starting Lineups

WR M. Muhammad	LE A. Ogunsley
LT J. Tait	LT Ta. Johnson
LG R. Brown	RT I. Scott
C O. Kreutz	RE A. Brown
RG R. Garza	WLB L. Briggs
RT F. Miller	MLB B. Urlacher
TE D. Clark	SLB H. Hillenmeyer
WR B. Berrian	LCB C. Tillman
QB R. Grossman	RCB N. Vasher
RB T. Jones	SS C. Harris
FB J. McKie	FS D. Manning

Indianapolis Colts Starting Lineups

WR R. Wayne	LE R. Mathis
LT T. Glenn	LT A. McFarland
LG R. Lilja	RT R. Brock
C J. Saturday	RE D. Freeney
RG J. Scott	WLB C. June
RT R. Diem	MLB G. Brackett
TE D. Clark	SLB R. Morris
WR M. Harrison	LCB R. Harper
QB P. Manning	RCB J. David
RB J. Addai	SS A. Betha
HB B. Utecht	FS B. Sanders



2010 NFC Divisional

Chicago Bears 35, Seattle Seahawks 24

January 16, 2011

Soldier Field

Attendance: 62,265

Weather: 24 degrees; wind WNW 4 mph

	1	2	3	4	Final
Seattle Seahawks	0	0	3	21	24
Chicago Bears	14	7	7	7	35

Team	Q	Play	SEA	CHI
CHI	1	Olsen 58-yard pass from Cutler (Gould kick)	0	7
CHI	1	Taylor 1-yard run (Gould kick)	0	14
CHI	2	Cutler 6-yard run (Gould kick)	0	21
CHI	3	Cutler 9-yard run (Gould kick)	0	28
SEA	3	Mare 30-yard field goal	3	28
SEA	4	Williams 2-yard pass from Hasselbeck (Mare kick)	10	28
CHI	4	K. Davis 39-yard pass from Cutler (Gould kick)	10	35
SEA	4	Williams 3-yard pass from Hasselbeck (Mare kick)	17	35
SEA	4	Stokley 9-yard pass from Hasselbeck (Mare kick)	24	35

FINAL INDIVIDUAL STATISTICS

Chicago Bears

RUSHING	NO	YDS	AVG	LG	TD
Forté	25	80	3.2	11	0
Taylor	11	44	4.0	11	1
Cutler	8	43	5.4	21	2
Bennett	1	9	9.0	9	0

RECEIVING	NO	YDS	AVG	LG	TD
Knox	4	48	12.0	18	0
Olsen	3	113	37.7	58t	1
Forté	3	54	18.0	26	0
K. Davis	2	42	21.0	39t	1
Hester	2	4	2.0	6	0
Bennett	1	13	13.0	13	0

INTERCEPTIONS	NO	YDS	AVG	LG	TD
None					

PUNTING	NO	YDS	AVG	LG	IN20	TB
Maynard	5	195	39.0	47	3	0

PUNT RETURNS	NO	YDS	AVG	LG	TD
Hester	2	30	15.0	26	0

KICKOFF RET.	NO	YDS	AVG	LG	TD
Manning	1	18	18.0	18	0
Hester	1	6	6.0	6	0
Knox	1	0	0.0	0	0

PASSING (CHI) ATT	COMP	YDS	PCT	TD	INT	LG	SK/YDS	RATING
Cutler	28	15	274	53.6	2	0	58t	3/13 111.3
Forté	1	0	0	0.0	0	1	0	0/0 0.0

PASSING (SEA) ATT	COMP	YDS	PCT	TD	INT	LG	SK/YDS	RATING
Hasselbeck	46	26	258	56.5	3	0	46	2/16 94.3

Seattle Seahawks

RUSHING	NO	YDS	AVG	LG	TD
Tate	1	13	13.0	13	0
Forsett	4	9	2.3	8	0
Washington	1	9	9.0	9	0
Lynch	4	2	0.5	4	0
Robinson	1	1	1.0	1	0
Hasselbeck	1	0	0.0	0	0

RECEIVING	NO	YDS	AVG	LG	TD
Stokley	8	85	10.6	21	1
Obomanu	4	68	17.0	46	0
Williams	4	15	3.8	7	2
Morrah	3	25	8.3	10	0
Forsett	3	25	8.3	16	0
Carlson	1	14	14.0	14	0
Martin	1	13	13.0	13	0
Washington	1	10	10.0	10	0
Robinson	1	3	3.0	3	0

INTERCEPTIONS	NO	YDS	AVG	LG	TD
Curry	1	23	23.0	23	0

PUNTING	NO	YDS	AVG	LG	IN20	TB
Ryan	9	315	35.0	42	1	0

PUNT RETURNS	NO	YDS	AVG	LG	TD
Tate	1	11	11.0	11	0

KICKOFF RET.	NO	YDS	AVG	LG	TD
Washington	5	143	28.6	62	0

TEAM STATISTICS	SEA	CHI
Total First Downs	18	21
By Rushing	1	11
By Passing	14	10
By Penalty	3	0
Third Down: Md/Att.	3/14	10/18
Third Down: Eff.	21%	56%
Total Net Yards	276	437
Total Offensive Plays	60	77
Average Per Play	4.6	5.7
Net Yards Rushing	34	176
Total Rushing Plays	12	45
Avg. Per Rush	2.8	3.9
Net Yards Passing	242	261
Sacked/Yards Lost	2/16	3/13
Gross Yards Passing	258	274
Att.-Comp.-Int.	46-26-0	29-15-1
Completion Pct.	56.5	51.7
Punts/Average	9/35.0	5/39.0
Penalties/Yards	3/20	8/71
Fumbles/Lost	1/0	2/0
Field Goals	3/0	
- Denotes Converted Field Goal		

Chicago Bears Starting Lineups

WR J. Knox	LE I. Idonije
LT F. Omiyale	DT T. Harris
LG C. Williams	NT A. Adams
C O. Kreutz	RE J. Peppers
RG R. Garza	WLB L. Briggs
RT J. Webb	MLB B. Urlacher
TE G. Olsen	LCB T. Jennings
WR D. Hester	RCB C. Tillman
QB J. Cutler	SS D. Manning
RB M. Forté	FS C. Harris
FB B. Manumaleuna	N D. Moore

Seattle Seahawks Starting Lineups

WR B. Obomanu	LE C. Clemons
LT R. Okung	LT B. Mebane
LG T. Polunbus	RT C. Cole
C C. Spencer	RE K. Balmer
RG M. Gibson	OLB D. Hawthorne
RT S. Locklear	MLB L. Tatupu
WR B. Stokley	OLB A. Curry
MR M. Williams	LCB M. Trufant
QB M. Hasselbeck	RCB K. Jennings
RB L. Washington	SS L. Milloy
RB J. Forsett	FS E. Thomas



CHICAGO BEARS PLAYOFF SUMMARY

2010 NFC Championship

Green Bay Packers 21, Chicago Bears 14

January 23, 2011

Soldier Field

Attendance: 62,377

Weather: 20 degrees; wind SE 14 mph

	1	2	3	4	Final
Green Bay Packers	7	7	0	7	21
Chicago Bears	0	0	0	14	14

Team	Q	Play	GB	CHI
GB	1	Rodgers 1-yard run (Crosby kick)	7	0
GB	2	Stark 4-yard run (Crosby kick)	14	0
CHI	4	Taylor 1-yard run (Gould kick)	14	7
GB	4	Raji 18-yard interception return (Crosby kick)	21	7
CHI	4	Bennett 35-yard pass from Hanie (Gould kick)	21	14

FINAL INDIVIDUAL STATISTICS

Chicago Bears

RUSHING	NO	YDS	AVG	LG	TD
Forté	17	70	4.1	14	0
Cutler	2	10	5.0	9	0
Hanie	1	3	3.0	3	0
Taylor	3	2	0.7	4	1
Bennett	1	-2	-2.0	-2	0

RECEIVING	NO	YDS	AVG	LG	TD
Forté	10	90	9.0	24	0
Bennett	3	45	15.0	35t	1
Olsen	3	30	10.0	13	0
Knox	2	56	28.0	32	0
Taylor	1	12	12.0	12	0

INTERCEPTIONS	NO	YDS	AVG	LG	TD
Urlacher	1	39	39.0	39	0
Briggs	1	4	4.0	4	0

PUNTING	NO	YDS	AVG	LG	IN20	TB
Maynard	9	334	37.1	48	2	1

PUNT RETURNS	NO	YDS	AVG	LG	TD
Hester	3	16	5.3	11	0
Bennett	1	22	22.0	22	0

KICKOFF RET.	NO	YDS	AVG	LG	TD
Hester	1	24	24.0	24	0
R. Davis	1	16	16.0	16	0
Manning	1	15	15.0	15	0
K. Davis	1	8	8.0	8	0

Green Bay Packers

RUSHING	NO	YDS	AVG	LG	TD
Starks	22	74	3.4	16	1
Rodgers	7	39	5.6	25	1
Jackson	2	5	2.5	10	0
Kuhn	1	2	2.0	2	0

RECEIVING	NO	YDS	AVG	LG	TD
Jennings	8	130	16.3	26	0
Nelson	4	67	16.8	22	0
Jackson	1	16	16.0	16	0
Jones	1	10	10.0	10	0
Driver	1	9	9.0	9	0
Kuhn	1	6	6.0	6	0
Starks	1	6	6.0	6	0

INTERCEPTIONS	NO	YDS	AVG	LG	TD
Shields	2	40	20.0	32	0
Raji	1	18	18.0	18t	1

PUNTING	NO	YDS	AVG	LG	IN20	TB
Masthay	8	334	41.8	65	5	1

PUNT RETURNS	NO	YDS	AVG	LG	TD
Williams	3	13	4.3	11	0

KICKOFF RET.	NO	YDS	AVG	LG	TD
Starks	2	30	15.0	18	0
Woodson	1	14	14.0	14	0

PASSING (CHI) ATT	COMP	YDS	PCT	TD	INT	LG	SK/YDS	RATING	
Hanie	20	13	153	65.0	1	2	35t	0/0	65.2
Cutler	14	6	80	42.8	0	1	24	2/15	31.8
Collins	4	0	0	0.0	0	0	0	0/0	39.6

PASSING (GB)	ATT	COMP	YDS	PCT	TD	INT	LG	SK/YDS	RATING
Rodgers	30	17	244	56.6	0	2	26	1/8	55.4

TEAM STATISTICS	GB	CHI
Total First Downs	23	17
By Rushing	9	5
By Passing	11	11
By Penalty	3	1
Third Down: Md/Att.	2/11	1/13
Third Down: Eff.	18%	8%
Total Net Yards	356	301
Total Offensive Plays	63	64
Average Per Play	5.7	4.7
Net Yards Rushing	120	83
Total Rushing Plays	32	24
Avg. Per Rush	3.8	3.5
Net Yards Passing	236	218
Sacked/Yards Lost	1/8	2/15
Gross Yards Passing	244	233
Att.-Comp.-Int.	30-17-2	38-19-3
Completion Pct.	56.6	50.0

Punts/Average 8/41.8 9/37.1

Penalties/Yards 6/40 9/89

Fumbles/Lost 2/0 1/0

Field Goals

_ Denotes Converted Field Goal

Chicago Bears Starting Lineups

WR J. Knox	LE I. Idonije
LT F. Omiyale	DT T. Harris
LG C. Williams	NT A. Adams
C O. Kreutz	RE J. Peppers
RG R. Garza	WLB L. Briggs
RT J. Webb	MLB B. Urlacher
TE G. Olsen	SLB P.
WR D. Hester	T Tinoisamoa
QB J. Cutler	LCB T. Jennings
RB M. Forté	RCB C. Tillman
FB B. Manumaleuna	SS D. Manning
	FS C. Harris

Green Bay Packers Starting Lineups

WR G. Jennings	
LT C. Clifton	LE R. Pickett
LG D. Colledge	NT B. Raji
C S. Wells	RE H. Green
RG J. Sitten	LOLB C. Matthews
RT B. Bulaga	LILB A. Hawk
TE D. Lee	RILB D. Bishop
WR J. Nelson	ROLB E. Walden
QB A. Rodgers	LCB C. Woodson
FB Q. Johnson	RCB T. Williams
RB J. Starks	SS S. Shields
	FS N. Collins



1920 (10-1-2, .909)

George S. Halas - Coach		Decatur		
		Staleys	Opp	
O 3	Moline Tractors	W	20	0
O10	Kewanee Walworths	W	25	7
O17	@ Rock Island Indep.	W	7	0
O24	@ Chicago Tigers	W	10	0
O31	@ Rockford AAC	W	29	0
N 7	@ Rock Island Indep.	T	0	0
N11	@ Champaign Am. Leg.W	20	0	
N14	@ Minneapolis Marines	W	3	0
N21	Hammond Pros	W	28	7
N25	@ Chicago Tigers	W	6	0
N28	@ Chicago Cardinals	L	6	7
D 5	@ Chicago Cardinals	W	10	0
D12	Akron Pros	T	0	0
		164	21	

1921 (9-1-1, .900)

George S. Halas - Coach		Chicago		
		Staleys	Opp	
O10	Rock Island Indep.	W	14	10
O16	Rochester Jeffersons	W	16	13
O23	Dayton Triangles	W	7	0
N 6	Detroit Tigers	W	20	9
N13	Rock Island Indep.	W	3	0
N20	Cleveland Indians	W	22	7
N24	Buffalo All-Americans	L	6	7
N27	Green Bay Packers	W	20	0
D 4	Buffalo All-Americans	W	10	7
D11	Canton Bulldogs	W	10	0
D18	Chicago Cardinals	T	0	0
		128	53	

1922 (9-3, .750)

George S. Halas - Coach		Bears	Opp	
O 1	@ Racine Legion	W	6	0
O 8	@ Rock Island Indep.	W	10	6
O15	Rochester Jeffersons	W	7	0
O22	Buffalo All-Americans	W	7	0
O29	Canton Bulldogs	L	6	7
N 5	Dayton Triangles	W	9	0
N12	Oorang Indians	W	33	6
N19	Rock Island Indep.	W	3	0
N26	Akron Pros	W	20	10
N30	@ Chicago Cardinals	L	0	6
D 3	Toledo Maroons	W	22	0
D10	@ Chicago Cardinals	L	0	9
		123	44	

Black box indicates World Championship.

1923 (9-2-1, .818)

George S. Halas - Coach		Bears	Opp	
S30	@ Rock Island Indep.	L	0	3
O 7	@ Racine Legion	W	3	0
O14	@ Green Bay Packers	W	3	0
O21	Canton Bulldogs	L	0	6
O28	Buffalo All-Americans	W	18	3
N 4	Oorang Indians	W	26	0
N11	Akron Pros	W	20	6
N18	Rock Island Indep.	W	7	3
N25	Hammond Pros	W	14	7
N29	Chicago Cardinals	W	3	0
D 2	Milwaukee Badgers	T	0	0
D 9	Rock Island Indep.	W	29	7
		123	35	

1924 (6-1-4, .857)

George S. Halas - Coach		Bears	Opp	
S28	@ Rock Island Indep.	T	0	0
O 5	@ Cleveland Bulldogs	L	14	16
O12	Racine Legion	T	10	10
O19	Chicago Cardinals	W	6	0
O26	Frankford Yel'jackets	W	33	3
N 2	Rock Island Indep.	T	3	3
N 9	Columbus Tigers	W	12	6
N16	Racine Legion	T	3	3
N23	Green Bay Packers	W	3	0
N27	@ Chicago Cardinals	W	21	0
N30	Milwaukee Badgers	W	31	14
		136	55	

1925 (9-5-3, .643)

George S. Halas - Coach		Bears	Opp	
S20	@ Rock Island Indep.	T	0	0
S27	@ Green Bay Packers	L	10	14
O 4	Detroit Panthers	T	0	0
O11	Hammond Pros	W	28	7
O18	Cleveland Bulldogs	W	7	0
O25	@ Chicago Cardinals	L	0	9
N 1	Rock Island Indep.	W	6	0
N 8	Frankford Yel'jackets	W	19	0
N15	Detroit Panthers	W	14	0
N22	Green Bay Packers	W	21	0
N26	Chicago Cardinals	T	0	0
N29	Columbus Tigers	W	14	13
D 5	@ Frankford Yel'jackets	W	14	7
D 6	@ New York Giants	W	19	7
D 9	@ Providence Ste. Rol.	L	6	9
D12	@ Detroit Panthers	L	0	21
D13	New York Giants	L	0	9
		158	96	

1926 (12-1-3, .923)

George S. Halas - Coach		Bears	Opp	
S19	@ Milwaukee Badgers	W	10	7
S26	@ Green Bay Packers	T	6	6
O 3	@ Detroit Panthers	W	10	7
O10	New York Giants	W	7	0
O17	Chicago Cardinals	W	16	0

O24	Duluth Eskimos	W	24	6
O31	Akron Indians	W	17	0
N 7	Louisville Colonels	W	34	0
N11	@ Chicago Cardinals	W	10	0
N14	Milwaukee Badgers	W	10	7
N21	Green Bay Packers	W	19	13
N25	Chicago Cardinals	T	0	0
N28	Canton Bulldogs	W	35	0
D 3	@ Frankford Yel'jackets	L	6	7
D12	Pottsville Maroons	W	9	7
D19	Green Bay Packers	T	3	3
		216	63	

1927 (9-3-2, .750)

George S. Halas - Coach		Bears	Opp	
S25	@ Chicago Cardinals	W	9	0
O 2	@ Green Bay Packers	W	7	6
O16	New York Yankees	W	12	0
O23	Cleveland Bulldogs	W	14	12
O30	Dayton Triangles	W	14	6
N 6	Providence Ste. Rol.	T	0	0
N 8	@ New York Yankees	L	6	26
N13	Pottsville Maroons	W	30	12
N20	Green Bay Packers	W	14	6
N24	Chicago Cardinals	L	0	3
N27	@ New York Giants	L	7	13
D 3	@ Frankford Yel'jackets	T	0	0
D 4	Frankford Yel'jackets	W	9	0
D11	Duluth Eskimos	W	27	0
		149	84	

1928 (7-5-1, .636)

George S. Halas - Coach		Bears	Opp	
S23	@ Chicago Cardinals	W	15	0
S30	@ Green Bay Packers	T	12	12
O14	New York Giants	W	13	0
O21	Green Bay Packers	L	6	16
O28	Detroit Wolverines	L	0	6
N 4	New York Yankees	W	27	0
N11	Dayton Triangles	W	27	0
N18	Pottsville Maroons	W	13	6
N25	Detroit Wolverines	L	7	14
N29	Chicago Cardinals	W	34	0
D 2	Frankford Yel'jackets	W	28	6
D 9	Green Bay Packers	L	0	6
D15	@ Frankford Yel'jackets	L	0	19
		182	85	

1929 (4-9-2, .308)

George S. Halas - Coach		Bears	Opp	
S22	@ Minneapolis Marines	W	19	6
S29	@ Green Bay Packers	L	0	23
O 6	@ Minneapolis Marines	W	7	6
O13	@ Buffalo Bisons	W	16	0
O20	Chicago Cardinals	T	0	0
O27	Minneapolis R'jackets	W	27	0
N 3	New York Giants	L	14	26
N10	Green Bay Packers	L	0	14
N16	@ Frankford Yel'jackets	L	14	20
N17	@ New York Giants	L	0	34



CHICAGO BEARS ALL-TIME RESULTS

N24 Buffalo Bisons	L	7	19
N28 @ Chicago Cardinals	L	6	40
D 1 Frankford Yel'jackets	T	0	0
D 8 Green Bay Packers	L	0	25
D 15 New York Giants	L	9	14

119 227

1930 (9-4-1, .692)

Ralph Jones - Coach	Bears Opp
S 21 Brooklyn Dodgers	T 0 0
S28 @ Green Bay Packers	L 0 7
O 5 @ Minneapolis R'jackets	W 20 0
O 12 New York Giants	L 0 12
O 19 @ Chicago Cardinals	W 32 6
O22 @ Portsmouth Spartans	L 6 7
O26 Frankford Yel'jackets	W 13 7
N 2 Minneapolis R'jackets	W 20 7
N 9 Green Bay Packers	L 12 13
N16 @ New York Giants	W 12 0
N22 @ Frankford Yel'jackets	W 13 6
N27 Chicago Cardinals	W 6 0
N30 Portsmouth Spartans	W 14 6
D 7 Green Bay Packers	W 21 0

169 71

1931 (8-5, .615)

Ralph Jones - Coach	Bears Opp
S 18 Cleveland Indians	W 21 0
S27 @ Green Bay Packers	L 0 7
O 11 New York Giants	W 6 0
O 18 Chicago Cardinals	W 26 13
O25 Frankford Yel'jackets	L 12 13
N 1 Green Bay Packers	L 2 6
N 8 Portsmouth Spartans	W 9 6
N15 @ New York Giants	W 12 6
N22 @ Brooklyn Dodgers	W 26 0
N26 Chicago Cardinals	W 18 7
N29 @ Portsmouth Spartans	L 0 3
D 6 Green Bay Packers	W 7 6
D 13 New York Giants	L 6 25

145 92

1932 (7-1-6, .875)

Ralph Jones - Coach	Bears Opp
S25 @ Green Bay Packers	T 0 0
O 2 @ Staten Isl. Stapletons	T 0 0
O 9 @ Chicago Cardinals	T 0 0
O 16 Green Bay Packers	L 0 2
O23 Staten Isl. Stapletons	W 27 7
O30 @ Boston Braves	T 7 7
N 6 @ New York Giants	W 28 8
N13 Portsmouth Spartans	T 13 13
N20 Brooklyn Dodgers	W 20 0
N24 Chicago Cardinals	W 34 0
N27 @ Portsmouth Spartans	T 7 7
D 4 New York Giants	W 6 0
D 11 Green Bay Packers	W 9 0
D 18 Portsmouth Spartans	W 9 0

160 44

1933 (10-2-1, .833)

George S. Halas - Coach	Bears Opp
S24 @ Green Bay Packers	W 14 7
O 1 Boston Redskins	W 7 0
O 8 @ Brooklyn Dodgers	W 10 0
O 15 @ Chicago Cardinals	W 12 9
O22 Green Bay Packers	W 10 7
O29 New York Giants	W 14 10
N 5 @ Boston Redskins	L 0 10
N 12 @ Philadelphia Eagles	T 3 3
N 19 @ New York Giants	L 0 3
N26 Portsmouth Spartans	W 17 14
N30 Chicago Cardinals	W 22 6
D 3 @ Portsmouth Spartans	W 17 7
D 10 Green Bay Packers	W 7 6

133 82

PLAYOFFS

D 17 New York Giants	W 23 21
----------------------	---------

1934 (13-0, 1.000)

George S. Halas - Coach	Bears Opp
S23 @ Green Bay Packers	W 24 10
S30 @ Cincinnati Reds	W 21 3
O 7 @ Brooklyn Dodgers	W 21 7
O 10 @ Pittsburgh Pirates	W 28 0
O 14 Chicago Cardinals	W 20 0
O 21 Cincinnati Reds	W 41 7
O28 Green Bay Packers	W 27 14
N 4 New York Giants	W 27 7
N 11 @ Boston Redskins	W 21 0
N 18 @ New York Giants	W 10 9
N25 Chicago Cardinals	W 17 6
N29 @ Detroit Lions	W 19 16
D 2 Detroit Lions	W 10 7

286 86

PLAYOFFS

D 9 @ New York Giants	L 13 30
-----------------------	---------

1935 (6-4-2, .600)

George S. Halas - Coach	Bears Opp
S22 @ Green Bay Packers	L 0 7
S29 @ Pittsburgh Pirates	W 23 7
O 13 @ Philadelphia Eagles	W 39 0
O20 Brooklyn Dodgers	W 24 14
O27 Green Bay Packers	L 14 17
N 3 @ New York Giants	W 20 3
N 10 @ Boston Redskins	W 30 14
N 17 New York Giants	L 0 3
N24 Detroit Lions	T 20 20
N28 @ Detroit Lions	L 2 14
D 1 Chicago Cardinals	T 7 7
D 8 @ Chicago Cardinals	W 13 0

192 106

1936 (9-3, .750)

George S. Halas - Coach	Bears Opp
S20 @ Green Bay Packers	W 30 3
S 27 @ Philadelphia Eagles	W 17 0
O 4 @ Pittsburgh Pirates	W 27 9

O 11 Chicago Cardinals	W 7 3
O 18 Pittsburgh Pirates	W 26 7
O25 Detroit Lions	W 12 10
N 1 Green Bay Packers	L 10 21
N 8 @ New York Giants	W 25 7
N 15 @ Boston Redskins	W 26 0
N22 @ Philadelphia Eagles	W 28 7
N26 @ Detroit Lions	L 7 13
N29 @ Chicago Cardinals	L 7 14

222 94

1937 (9-1-1, .900)

George S. Halas - Coach	Bears Opp
S 19 @ Green Bay Packers	W 14 2
O 4 @ Pittsburgh Steelers	W 7 0
O 10 @ Cleveland Rams	W 20 2
O 17 Chicago Cardinals	W 16 7
O24 Detroit Lions	W 28 20
O 31 @ New York Giants	T 3 3
N 7 Green Bay Packers	L 14 24
N14 Brooklyn Dodgers	W 29 7
N25 @ Detroit Lions	W 13 0
N28 Cleveland Rams	W 15 7
D 5 @ Chicago Cardinals	W 42 28

201 100

PLAYOFFS

D 12 Washington Redskins	L 21 28
--------------------------	---------

1938 (6-5, .545)

George S. Halas - Coach	Bears Opp
S 11 @ Chicago Cardinals	W 16 13
S 18 @ Green Bay Packers	W 2 0
O 2 @ Philadelphia Eagles	W 28 6
O 9 @ Cleveland Rams	L 7 14
O 16 Chicago Cardinals	W 34 28
O23 Cleveland Rams	L 21 23
O30 Detroit Lions	L 7 13
N 6 Green Bay Packers	L 17 24
N 13 Washington Redskins	W 31 7
N20 @ Brooklyn Dodgers	W 24 6
N24 @ Detroit Lions	L 7 14

194 148

1939 (8-3, .727)

George S. Halas - Coach	Bears Opp
S 15 Cleveland Rams	W 30 21
S24 @ Green Bay Packers	L 16 21
O 2 @ Pittsburgh Steelers	W 32 0
O 8 @ Cleveland Rams	W 35 21
O 15 Chicago Cardinals	W 44 7
O22 @ New York Giants	L 13 16
O29 Detroit Lions	L 0 10
N 5 Green Bay Packers	W 30 27
N 12 @ Detroit Lions	W 23 13
N 19 Philadelphia Eagles	W 27 14
N26 @ Chicago Cardinals	W 48 7

298 157

Black box indicates World Championship.



1940 (8-3, .727)

George S. Halas - Coach	Bears	Opp
S22 @ Green Bay Packers	W	41 0
S25 @ Chicago Cardinals	L	7 21
O 6 @ Cleveland Rams	W	21 14
O13 Detroit Lions	W	7 0
O20 Brooklyn Dodgers	W	16 7
O27 @ New York Giants	W	37 21
N 3 Green Bay Packers	W	14 7
N10 @ Detroit Lions	L	14 17
N17 @ Washington Redskins	L	3 7
N24 Cleveland Rams	W	47 25
D 1 Chicago Cardinals	W	31 23
	238	142

PLAYOFFS

D 8 @ Washington Redskins	W	73 0
---------------------------	---	------

1943 (8-1-1, .889)

Heartley "Hunk" Anderson,	Bears	Opp
Luke Johnsos - Coaches		
S26 @ Green Bay Packers	T	21 21
O 3 @ Detroit Lions	W	27 21
O10 Chicago Cardinals	W	20 0
O17 Philadelphia "Steagles" W	48 21	
O24 Brooklyn Dodgers	W	33 21
O31 Detroit Lions	W	35 14
N 7 Green Bay Packers	W	21 7
N14 @ New York Giants	W	56 7
N21 @ Washington Redskins L	7 21	
N28 @ Chicago Cardinals	W	35 24
	303	157

PLAYOFFS

D26 Washington Redskins	W	41 21
-------------------------	---	-------

1946 (8-2-1, .800)

George S. Halas - Coach	Bears	Opp
S29 @ Green Bay Packers	W	30 7
O 6 @ Chicago Cardinals	W	34 17
O13 Los Angeles Rams	T	28 28
O20 Philadelphia Eagles	W	21 14
O27 @ New York Giants	L	0 14
N 3 Green Bay Packers	W	10 7
N10 @ Los Angeles Rams	W	27 21
N17 Washington Redskins	W	24 20
N24 Detroit Lions	W	42 6
D 1 Chicago Cardinals	L	28 35
D 8 @ Detroit Lions	W	45 24
	289	193

PLAYOFFS

D15 @ New York Giants	W	24 14
-----------------------	---	-------

1941 (10-1, .909)

George S. Halas - Coach	Bears	Opp
S28 @ Green Bay Packers	W	25 17
O 5 @ Cleveland Rams	W	48 21
O12 Chicago Cardinals	W	53 7
O19 Detroit Lions	W	49 0
O26 Pittsburgh Steelers	W	34 7
N 2 Green Bay Packers	L	14 16
N 9 Cleveland Rams	W	31 13
N16 Washington Redskins	W	35 21
N23 @ Detroit Lions	W	24 7
N30 @ Philadelphia Eagles	W	49 14
D 7 @ Chicago Cardinals	W	34 24
	396	147

PLAYOFFS

D14 Green Bay Packers	W	33 14
D21 New York Giants	W	37 9

1944 (6-3-1, .667)

Heartley "Hunk" Anderson,	Bears	Opp
Luke Johnsos - Coaches		
S24 @ Green Bay Packers	L	28 42
O 8 @ Cleveland Rams	L	7 19
O15 Card-Pitt	W	34 7
O22 Detroit Lions	T	21 21
O29 Cleveland Rams	W	28 21
N 5 Green Bay Packers	W	21 0
N12 Boston Yanks	W	21 7
N19 @ Detroit Lions	L	21 41
N26 @ Philadelphia Eagles	W	28 7
D 3 @ Card-Pitt	W	49 7
	258	172

1945 (3-7, .300)

Heartley "Hunk" Anderson,	Bears	Opp
Luke Johnsos - Coaches		
S30 @ Green Bay Packers	L	21 31
O 7 @ Cleveland Rams	L	0 17
O14 Chicago Cardinals	L	7 16
O21 Cleveland Rams	L	21 41
O28 @ Detroit Lions	L	10 16
N 4 Green Bay Packers	W	28 24
N11 Detroit Lions	L	28 35
N18 @ Washington Redskins L	21 28	
N25 Pittsburgh Steelers	W	28 7
D 2 @ Chicago Cardinals	W	28 20
	192	235

1947 (8-4, .667)

George S. Halas - Coach	Bears	Opp
S28 @ Green Bay Packers	L	20 29
O 5 @ Chicago Cardinals	L	7 31
O12 Philadelphia Eagles	W	40 7
O19 Detroit Lions	W	33 24
O26 @ Washington Redskins	W	56 20
N 2 @ Boston Yanks	W	28 24
N 9 Green Bay Packers	W	20 17
N16 @ Los Angeles Rams	W	41 21
N23 Pittsburgh Steelers	W	49 7
N27 @ Detroit Lions	W	34 14
D 7 Los Angeles Rams	L	14 17
D14 Chicago Cardinals	L	21 30
	363	241

1948 (10-2, .833)

George S. Halas - Coach	Bears	Opp
S26 @ Green Bay Packers	W	45 7
O 4 @ Chicago Cardinals	W	28 17
O10 Los Angeles Rams	W	42 21
O17 Detroit Lions	W	28 0
O24 @ Philadelphia Eagles	L	7 12
O31 New York Giants	W	35 14
N 7 @ Los Angeles Rams	W	21 6
N14 Green Bay Packers	W	7 6
N21 @ Boston Yanks	W	51 17
N28 Washington Redskins	W	48 13
D 5 @ Detroit Lions	W	42 14
D12 Chicago Cardinals	L	21 24
	375	151

1942 (11-0, 1.000)

George S. Halas - Coach	Bears	Opp
S27 @ Green Bay Packers	W	44 28
O 4 @ Cleveland Rams	W	21 7
O11 Chicago Cardinals	W	41 14
O18 New York Giants	W	26 7
O25 Philadelphia Eagles	W	45 14
Heartley "Hunk" Anderson,		
Luke Johnsos - Coaches		
N 1 Detroit Lions	W	16 0
N 8 @ Brooklyn Dodgers	W	35 0
N15 Green Bay Packers	W	38 7
N22 @ Detroit Lions	W	42 0
N29 Cleveland Rams	W	47 0
D 6 @ Chicago Cardinals	W	21 7
	376	84

PLAYOFFS

D13 @ Wash. Redskins	L	6 14
----------------------	---	------

Black box indicates World Championship.



CHICAGO BEARS ALL-TIME RESULTS

1949 (9-3, .750)

George S. Halas - Coach	Bears	Opp
S 25 @ Green Bay Packers	W	17 0
O 2 @ Chicago Cardinals	W	17 7
O 9 Los Angeles Rams	L	16 31
O 16 Philadelphia Eagles	W	38 21
O 23 @ New York Giants	L	28 35
O 30 @ Los Angeles Rams	L	24 27
N 6 Green Bay Packers	W	24 3
N 13 Detroit Lions	W	27 24
N 20 @ Washington Redskins	W	31 21
N 24 @ Detroit Lions	W	28 7
D 4 Pittsburgh Steelers	W	30 21
D 11 Chicago Cardinals	W	52 21
		332 218

1950 (9-3, .750)

George S. Halas - Coach	Bears	Opp
S 17 @ Los Angeles Rams	W	24 20
S 24 @ San Francisco 49ers	W	32 20
O 1 @ Green Bay Packers	L	21 31
O 8 Chicago Cardinals	W	27 6
O 15 Green Bay Packers	W	28 14
O 29 @ New York Yanks	L	27 38
N 5 @ Detroit Lions	W	35 21
N 12 New York Yanks	W	28 20
N 19 San Francisco 49ers	W	17 0
N 26 Los Angeles Rams	W	24 14
D 3 @ Chicago Cardinals	L	10 20
D 10 Detroit Lions	W	6 3
		279 207

PLAYOFFS

D 17 @ Los Angeles Rams	L	14 24
-------------------------	---	-------

1951 (7-5, .583)

George S. Halas - Coach	Bears	Opp
S 30 @ Green Bay Packers	W	31 20
O 7 @ Chicago Cardinals	L	14 28
O 14 New York Yanks	W	24 21
O 21 San Francisco 49ers	W	13 7
O 28 @ Detroit Lions	W	28 23
N 4 @ Washington Redskins	W	27 0
N 11 Detroit Lions	L	28 41
N 18 Green Bay Packers	W	24 13
N 25 @ Cleveland Browns	L	21 42
D 2 Los Angeles Rams	L	17 42
D 9 @ New York Yanks	W	45 21
D 16 Chicago Cardinals	L	14 24
		286 282

1952 (5-7, .416)

George S. Halas - Coach	Bears	Opp
S 28 @ Green Bay Packers	W	24 14
O 5 @ Chicago Cardinals	L	10 21
O 12 Dallas Texans	W	38 20
O 19 San Francisco 49ers	L	16 40
O 26 @ Los Angeles Rams	L	7 31
N 2 @ San Francisco 49ers	W	20 17
N 9 Green Bay Packers	L	28 41

N 16 Los Angeles Rams	L	24 40
N 23 Detroit Lions	W	24 23
N 27 @ Dallas Texans	L	23 27
D 7 @ Detroit Lions	L	21 45
D 14 Chicago Cardinals	W	10 7
		245 326

1953 (3-8-1, .273)

George S. Halas - Coach	Bears	Opp
S 27 @ Baltimore Colts	L	9 13
O 4 @ Green Bay Packers	W	17 13
O 11 Baltimore Colts	L	14 16
O 18 San Francisco 49ers	L	28 35
O 25 @ Los Angeles Rams	L	24 28
N 1 @ San Francisco 49ers	L	14 24
N 8 Green Bay Packers	T	21 21
N 15 @ Washington Redskins	W	27 24
N 22 Detroit Lions	L	16 20
N 29 Los Angeles Rams	W	24 21
D 6 @ Detroit Lions	L	7 13
D 13 Chicago Cardinals	L	17 24
		218 252

1954 (8-4, .667)

George S. Halas - Coach	Bears	Opp
S 26 @ Detroit Lions	L	23 48
O 3 @ Green Bay Packers	W	10 3
O 10 Baltimore Colts	W	28 9
O 17 San Francisco 49ers	L	24 31
O 24 @ Los Angeles Rams	L	38 42
O 31 @ San Francisco 49ers	W	31 27
N 7 Green Bay Packers	W	28 23
N 14 Cleveland Browns	L	10 39
N 21 @ Baltimore Colts	W	28 13
N 28 Los Angeles Rams	W	24 13
D 5 @ Chicago Cardinals	W	29 7
D 12 Detroit Lions	W	28 24
		301 279

1955 (8-4, .667)

George S. Halas - Coach	Bears	Opp
S 25 @ Baltimore Colts	L	17 23
O 2 @ Green Bay Packers	L	3 24
O 9 San Francisco 49ers	L	19 20
O 16 Baltimore Colts	W	38 10
O 23 @ San Francisco 49ers	W	34 23
O 30 @ Los Angeles Rams	W	31 20
N 6 Green Bay Packers	W	52 21
N 13 Los Angeles Rams	W	24 3
N 20 @ Detroit Lions	W	24 14
N 27 @ Chicago Cardinals	L	14 53
D 4 Detroit Lions	W	21 20
D 11 Philadelphia Eagles	W	17 10
		294 241

1956 (9-2-1, .818)

John "Paddy" Driscoll - Coach	Bears	Opp
S 30 @ Baltimore Colts	L	21 28
O 7 @ Green Bay Packers	W	37 21
O 14 San Francisco 49ers	W	31 7
O 21 Baltimore Colts	W	58 27
O 28 @ San Francisco 49ers	W	38 21
N 4 @ Los Angeles Rams	W	35 24
N 11 Green Bay Packers	W	38 14
N 18 Los Angeles Rams	W	30 21
N 25 @ New York Giants	T	17 17
D 2 @ Detroit Lions	L	10 42
D 9 Chicago Cardinals	W	10 3
D 16 Detroit Lions	W	38 21
		363 246

PLAYOFFS

D 30 @ New York Giants	L	7 47
------------------------	---	------

1957 (5-7, .417)

John "Paddy" Driscoll - Coach	Bears	Opp
S 29 @ Green Bay Packers	L	17 21
O 5 @ Baltimore Colts	L	10 21
O 13 San Francisco 49ers	L	17 21
O 20 Los Angeles Rams	W	34 26
O 27 @ San Francisco 49ers	L	17 21
N 3 @ Los Angeles Rams	W	16 10
N 10 Green Bay Packers	W	21 14
N 17 Baltimore Colts	L	14 29
N 24 @ Detroit Lions	W	27 7
D 1 Washington Redskins	L	3 14
D 8 @ Chicago Cardinals	W	14 6
D 15 Detroit Lions	L	13 21
		203 211

1958 (8-4, .667)

George S. Halas - Coach	Bears	Opp
S 27 @ Green Bay Packers	W	34 20
O 4 @ Baltimore Colts	L	38 51
O 12 San Francisco 49ers	W	28 6
O 19 Los Angeles Rams	W	31 10
O 26 @ San Francisco 49ers	W	27 14
N 2 @ Los Angeles Rams	L	35 41
N 9 Green Bay Packers	W	24 10
N 16 Baltimore Colts	L	0 17
N 23 @ Detroit Lions	W	20 7
N 30 @ Pittsburgh Steelers	L	10 24
D 7 Chicago Cardinals	W	30 14
D 14 Detroit Lions	W	21 16
		298 230



1959 (8-4, .667)

George S. Halas - Coach	Bears	Opp
S 27 @ Green Bay Packers	L	6 9
O 3 @ Baltimore Colts	W	26 21
O 11 Los Angeles Rams	L	21 28
O 18 Baltimore Colts	L	7 21
O 25 @ San Francisco 49ers	L	17 20
N 1 @ Los Angeles Rams	W	26 21
N 8 Green Bay Packers	W	28 17
N 15 San Francisco 49ers	W	14 3
N 22 @ Detroit Lions	W	24 14
N 29 @ Chicago Cardinals	W	31 7
D 6 Pittsburgh Steelers	W	27 21
D 13 Detroit Lions	W	25 14

252 196

1960 (5-6-1, .455)

George S. Halas - Coach	Bears	Opp
S 25 @ Green Bay Packers	W	17 14
O 2 @ Baltimore Colts	L	7 42
O 9 Los Angeles Rams	W	34 27
O 16 San Francisco 49ers	W	27 10
O 23 @ Los Angeles Rams	T	24 24
O 30 @ San Francisco 49ers	L	7 25
N 13 Baltimore Colts	L	20 24
N 20 Detroit Lions	W	28 7
N 27 Dallas Cowboys	W	17 7
D 4 Green Bay Packers	L	13 41
D 11 @ Cleveland Browns	L	0 42
D 18 @ Detroit Lions	L	0 36

194 299

1961 (8-6, .571)

George S. Halas - Coach	Bears	Opp
S 17 @ Minnesota Vikings	L	13 37
S 23 @ Los Angeles Rams	W	21 17
O 1 @ Green Bay Packers	L	0 24
O 8 @ Detroit Lions	W	31 17
O 15 Baltimore Colts	W	24 10
O 22 San Francisco 49ers	W	31 0
O 29 @ Baltimore Colts	W	21 20
N 5 @ Philadelphia Eagles	L	14 16
N 12 Green Bay Packers	L	28 31
N 19 @ San Francisco 49ers	L	31 41
N 26 Los Angeles Rams	W	28 24
D 3 Detroit Lions	L	15 16
D 10 Cleveland Browns	W	17 14
D 17 Minnesota Vikings	W	52 35

326 302

1962 (9-5, .643)

George S. Halas - Coach	Bears	Opp
S 16 @ San Francisco 49ers	W	30 14
S 23 @ Los Angeles Rams	W	27 23
S 30 @ Green Bay Packers	L	0 49
O 7 @ Minnesota Vikings	W	13 0
O 14 San Francisco 49ers	L	27 34
O 21 Baltimore Colts	W	35 15
O 28 @ Detroit Lions	L	3 11
N 4 Green Bay Packers	L	7 38
N 11 Minnesota Vikings	W	31 30
N 18 @ Dallas Cowboys	W	34 33
N 25 @ Baltimore Colts	W	57 0
D 2 New York Giants	L	24 26
D 9 Los Angeles Rams	W	30 14
D 16 Detroit Lions	W	3 0

321 287

1963 (11-1-2, .917)

George S. Halas - Coach	Bears	Opp
S 15 @ Green Bay Packers	W	10 3
S 22 @ Minnesota Vikings	W	28 7
S 29 @ Detroit Lions	W	37 21
O 6 Baltimore Colts	W	10 3
O 13 @ Los Angeles Rams	W	52 14
O 20 @ San Francisco 49ers	L	14 20
O 27 Philadelphia Eagles	W	16 7
N 3 @ Baltimore Colts	W	17 7
N 10 Los Angeles Rams	W	6 0
N 17 Green Bay Packers	W	26 7
N 24 @ Pittsburgh Steelers	T	17 17
D 1 Minnesota Vikings	T	17 17
D 8 San Francisco 49ers	W	27 17
D 15 Detroit Lions	W	24 14

301 154

PLAYOFFS

D 29 New York Giants	W	14 10
----------------------	---	-------

1964 (5-9, .357)

George S. Halas - Coach	Bears	Opp
S 13 @ Green Bay Packers	L	12 23
S 20 @ Minnesota Vikings	W	34 28
S 27 @ Baltimore Colts	L	0 52
O 4 @ San Francisco 49ers	L	21 31
O 11 Los Angeles Rams	W	38 17
O 18 Detroit Lions	L	0 10
O 25 @ Washington Redskins	L	20 27
N 1 Dallas Cowboys	L	10 24
N 8 Baltimore Colts	L	24 40
N 15 @ Los Angeles Rams	W	34 24
N 22 San Francisco 49ers	W	23 21
N 26 @ Detroit Lions	W	27 24
D 5 Green Bay Packers	L	3 17
D 13 Minnesota Vikings	L	14 41

260 379

Black box indicates World Championship.

CHAMPIONSHIP LEADERS

The Chicago Bears rank second in the NFL in championships won with nine, trailing the Green Bay Packers who have earned 13 world championships. Both the Bears and Packers fall short of championships won by teams in various other sports, breakdown below:

Total Championship Leaders

Major League Baseball (MLB)

New York Yankees (27)

National Basketball Association (NBA)

Boston Celtics (17)

National Hockey League (NHL)

Montreal Canadiens (24)

National Football League (NFL)

Green Bay Packers (13)

NFL Championship Leaders

Green Bay Packers	13
Chicago Bears	9
New York Giants	8
Pittsburgh Steelers	6
Dallas Cowboys	5
San Francisco 49ers	5
Washington Redskins	5



CHICAGO BEARS ALL-TIME RESULTS

1965 CHICAGO BEARS STATISTICS

Record: 9-5, .643

3rd Place, Western Conf.

Head Coach: George S. Halas

09/19 L 24-52	at San Francisco	33,211
09/25 L 28-30	at L.A. Rams	36,359
10/03 L 14-23	at Green Bay	50,852
10/10 W 31-6	L.A. RAMS	45,760
10/17 W 45-37	at Minnesota	47,426
10/24 W 38-3	DETROIT	45,658
10/31 W 31-10	GREEN BAY	45,664
11/07 L 21-26	BALTIMORE	45,656
11/14 W 34-13	ST. LOUIS	45,663
11/21 W 17-10	at Detroit	51,499
11/28 W 35-14	at N.Y. Giants	62,933
12/05 W 13-0	at Baltimore	60,238
12/12 W 61-20	SAN FRANCISCO	46,278
12/19 L 17-24	MINNESOTA	46,604

	Bears	Opp
TOTAL FIRST DOWNS	257	244
Rushing	132	87
Passing	110	136
Penalty	15	21
3rd Down: Made/Att	NA	NA
3rd Down Pct.	NA	NA
4th Down: Made/Att	NA	NA
4th Down Pct.	NA	NA
TOTAL NET YARDS	4897	4268
Avg. Per Game	350	305
Total Plays	870	884
Avg. Per Play	5.6	4.8
NET YARDS RUSHING	2131	1530
Avg. Per Game	152.2	109.3
Total Rushes	479	400
NET YARDS PASSING	2766	2738
Avg. Per Game	197.6	195.6
Sacked/Yards Lost	30/254	40/348
Gross Yards	3020	3086
Att./Comp.	361/201	444/217
Completion Pct.	55.7	48.9
Had Intercepted	12	20
PUNTS/AVERAGE	58/42.7	65/42.3
NET PUNTING AVG.	NA	NA
PENALTIES/YARDS	96/826	68/611
FUMBLES	33	33
TOUCHDOWNS	54	33
Rushing	27	11
Passing	22	18
Returns	5	4

PASSING	Att	Cmp	Yds	Cmp%	Yd/Att	TD	TD%	Int	Int%	Lg	Sack/Lost	Rating
Bukich	312	176	2641	56.4	8.46	20	6.4	9	2.9	80t	25/214	93.7
Wade	41	20	204	48.8	4.98	0	0.0	2	4.9	29	5/40	43.1
Bull	3	2	63	66.7	21.00	0	0.0	0	0.0	54	0/0	109.7
Sayers	3	2	53	66.7	17.67	1	33.3	1	33.3	27	0/0	109.7
Arnett	2	1	59	50.0	29.50	1	50.0	0	0.0	59t	0/0	135.4
BEARS	361	201	3020	55.7	8.37	22	6.1	12	3.3	80t	30/254	89.8
OPPONENTS	444	217	3086	48.9	6.17	18	4.1	20	4.5	NA	40/348	63.3

Score by Period	1	2	3	4	Tot
BEARS	64	99	93	153	409
OPPONENTS	35	90	64	86	275

SCORING	TDs:Ru-Pa-RK-PAT	FG	S	Pts
Sayers	22 14 6 2	0	132	
Leclerc	0 0 0 0	52/52 11/26	0	85
Arnett	5 5 0 0	0	30	
Bull	4 3 1 0	0	24	
J. Jones	4 0 4 0	0	24	
J. Morris	4 0 4 0	0	24	
Bukich	3 3 0 0	0	18	
Gordon	3 0 3 0	0	18	
Bivins	2 0 2 0	0	12	
Ditka	2 0 2 0	0	12	
Livingston	2 2 0 0	0	12	
Taylor	1 0 0 1	0	6	
McRae	1 0 0 1	0	6	
Whitsell	1 0 0 1	0	6	
BEARS	54 27 22 5	52/52 11/26	0	409
OPPONENTS	33 15 18 0	30/33 15/24	1	275

RUSHING	No	Yds	Avg	Lg	TD
Sayers	166	867	5.2	61t	14
Bull	91	417	4.6	33t	3
Arnett	102	363	3.6	24t	5
Livingston	63	363	5.8	30	2
Marconi	19	47	2.5	10	0
Bukich	28	33	1.2	24	3
Wade	5	18	3.6	16	0
J. Jones	2	13	6.5	7	0
Gordon	2	10	5.0	6	0
Kurek	1	0	0.0	0	0
BEARS	479	2131	4.4	61t	27
OPPONENTS	400	1530	3.8	NA	15

RECEIVING	No	Yds	Avg	Lg	TD
J. Morris	53	846	15.9	80t	4
Ditka	36	454	12.6	44	2
Sayers	29	507	17.5	80t	6
J. Jones	21	350	16.7	54	4
Bull	16	186	11.6	41	1
Gordon	13	279	21.5	51	3
Livingston	12	134	11.2	30	0
Arnett	12	114	9.5	30	0
Bivins	4	108	27.0	52t	2
Marconi	4	43	10.8	29	0
Martin	1	-1	-1.0	-1	0
BEARS	201	3020	10.0	80t	22
OPPONENTS	150	3086	14.9	77	18

PUNTING	No	Yds	Avg	Net	TB	In	Lg	B
Green	58	2479	42.7					66
BEARS	58	2479	42.7					66
OPPONENTS	65	2750	42.3					NA

INTS	No	Yds	Avg	Lg	TD
Butkus	5	84	16.8	38	0
McRae	4	116	29.0	89t	1
Whitsell	4	67	16.8	32	1
Petitbon	2	22	11.0	18	0
Fortunato	2	0	0.0	0	0
Evey	1	15	15.0	15	0
Taylor	1	3	3.0	3	1
Atkins	1	0	0.0	0	0
BEARS	20	307	15.4	89t	3
OPPONENTS	12	219	18.3	NA	3

KO RETURNS	No	Yds	Avg	Lg	TD
Sayers	21	660	31.4	96t	1
Gordon	14	242	17.3	41	0
Arnett	5	150	30.0	77	0
Livingston	2	66	33.0	66	0
Smith	1	17	17.0	17	0
Kurek	1	11	11.0	11	0
Leclerc	1	0	0.0	0	0
BEARS	52	1132	21.8	96t	1
OPPONENTS	38	921	24.3	86	0

PUNT RET.	Ret	FC	Yds	Avg	Lg	TD
Sayers	16	9	238	14.9	85t	1
Arnett	11	4	52	4.7	22	0
Smith	1	0	2	2.0	2	0
Gordon	1	0	-3	-3.0	-3	0
BEARS	29	13	289	9.9	85t	1
OPPONENTS	22	14	123	5.6	NA	0



1966 CHICAGO BEARS STATISTICS

Record: 5-7-2, .429

5th Place, Western Conf.

Head Coach: George S. Halas

09/11 L 3-14	at Detroit	52,225
09/16 L 17-31	at L.A. Rams	58,916
10/02 W 13-10	at Minnesota	47,426
10/09 W 27-17	BALTIMORE	47,452
10/16 L 0-17	GREEN BAY	48,573
10/23 W 17-10	L.A. RAMS	47,475
10/31 L 17-24	at St. Louis	49,516
11/06 T 10-10	DETROIT	47,041
11/13 T 30-30	SAN FRANCISCO	47,078
11/20 L 6-13	at Green Bay	50,861
11/27 W 23-6	ATLANTA	44,777
12/04 L 16-21	at Baltimore	60,238
12/11 L 14-41	at San Francisco	37,170
12/18 W 41-28	MINNESOTA	45,191

	Bears	Opp
TOTAL FIRST DOWNS	196	239
Rushing	96	102
Passing	85	116
Penalty	15	21
3rd Down: Made/Att	44/182	67/198
3rd Down Pct.	24.2	33.8
4th Down: Made/Att	5/13	8/14
4th Down Pct.	38.5	57.1
TOTAL NET YARDS	3699	3971
Avg. Per Game	264.2	283.6
Total Plays	801	872
Avg. Per Play	4.6	4.6
NET YARDS RUSHING	1927	1604
Avg. Per Game	137.6	114.6
Total Rushes	463	466
NET YARDS PASSING	1772	2367
Avg. Per Game	140.4	170.5
Sacked/Yards Lost	29/244	29/233
Gross Yards	2016	2600
Att./Comp.	338/159	406/202
Completion Pct.	47.0	49.8
Had Intercepted	15	23
PUNTS/AVERAGE	80/41.9	71/42.4
NET PUNTING AVG.	37.9	39.9
PENALTIES/YARDS	80/714	71/686
FUMBLES/BALL LOST	26/12	35/23
TOUCHDOWNS	26	34
Rushing	12	13
Passing	10	13
Returns	4	8

Score by Period	1	2	3	4	Tot
BEARS	75	57	26	76	234
OPPONENTS	59	79	62	72	272

SCORING	TDs:Ru-Pa-RK-PAT	FG	S	Pts
Leclerc	0 0 0 0	24/25	18/30	0 78
Sayers	12 8 2 2	2	0	72
Jones	5 0 0 0	0	30	30
Bukich	2 2 0 0	0	12	12
Ditka	2 0 2 0	0	12	12
Arnett	1 1 0 0	0	6	6
Fortunato	1 0 0 1	0	6	6
Gordon	1 0 1 0	0	6	6
Kurek	1 1 0 0	0	6	6
O'Bradovich	1 0 0 1	0	6	6
BEARS	26 12 10 4	24/25	18/30	0 234
OPPONENTS	34 13 13 8	32/34	12/29	0 272

RUSHING	No	Yds	Avg	Lg	TD
Sayers	229	1231	5.4	58t	8
Bull	100	318	3.2	13	0
Arnett	55	178	3.2	21	1
Kurek	52	179	3.4	12	1
Bukich	18	14	0.8	12t	2
Piccolo	3	12	4.0	5	0
Marconi	3	5	1.6	3	0
Gordon	1	2	2.0	2	0
Rakestraw	1	-5	-5.0	-5	0
Jones	1	-7	-7.0	-7	0
BEARS	463	1927	4.2	58t	12
OPPONENTS	466	1604	3.4	30	13

RECEIVING	No	Yds	Avg	Lg	TD
Sayers	34	447	13.1	80t	2
Ditka	32	378	11.8	30	2
Jones	28	504	18.0	80t	5
Bull	20	174	8.7	28	0
Gordon	15	210	14.0	40t	1
Kurek	10	178	17.8	49	0
Arnett	10	42	4.2	11	0
Morris	5	49	9.9	15	0
Allen	3	28	9.3	14	0
Bivins	2	6	3.0	4	0
BEARS	159	2016	12.4	80t	10
OPPONENTS	202	2600	11.7	84t	13

PASSING	Att	Cmp	Yds	Cmp%	Yd/Att	TD	TD%	Int	Int%	Lg	Sack/Lost	Rating
Bukich	309	147	1858	47.6	6.01	10	3.2	21	6.8	80t	26/21t	49.3
Wade	21	9	79	42.9	3.76	0	0.0	1	4.8	14	0/0	33.6
Sayers	6	2	58	33.3	9.67	0	0.0	1	16.7	39	0/0	30.6
Bull	1	1	21	100.0	21.0	0	0.0	0	0.0	21	0/0	118.8
Arnett	1	0	0	00.0	0.0	0	0.0	0	0.0	0	0/0	39.6
Rakestraw	0	0	0	00.0	0.0	0	0.0	0	0.0	0	3/33	0.0
BEARS	338	159	2016	47.0	5.82	10	3.0	23	6.8	80t	29/244	47.0
OPPONENTS	406	202	2600	49.8	5.80	13	3.2	15	3.7	84t	29/233	65.5

PUNTING	No	Yds	Avg	Net	TB	In	Lg	B
Green	80	3358	41.9	37.9	4	12	69	0
BEARS	80	3358	41.9	37.9	4	12	69	0
OPPONENTS	71	3010	42.4	39.9	4	22	70	0

INTS	No	Yds	Avg	Lg	TD
Petitbon	4	34	8.5	20	0
Whitsell	3	44	14.7	21	0
McRae	3	53	17.7	53	0
Taylor	1	15	15.0	15	0
Butkus	1	3	3.0	3	0
Atkins	1	3	3.0	3	0
Fortunato	1	3	3.0	3	0
Gentry	1	0	0.0	0	0
BEARS	15	155	10.3	53	0
OPPONENTS	23	426	18.5	94t	6

KO RETURNS	No	Yds	Avg	Lg	TD
Sayers	23	718	31.2	93t	2
Gordon	19	521	27.4	94	0
Arnett	2	39	19.5	25	0
Butkus	3	32	10.7	18	0
Taylor	1	3	3.0	3	0
Brown	0	28	28.0	28	0
BEARS	48	1341	27.9	94	2
OPPONENTS	49	1055	21.5	80	0

PUNT RET.	Ret	FC	Yds	Avg	Lg	TD
Arnett	15	10	58	3.9	13	0
Sayers	6	11	44	7.3	27	0
Gordon	4	2	-5	-1.3	0	0
BEARS	25	23	97	3.9	27	0
OPPONENTS	46	16	250	5.4	44t	1

BEARS STADIUM RECORD BREAKDOWN

The Bears regular season combined record at Soldier Field (old and new) stands at 194-138-1. The Bears have also played home games at Normal Park (multiple games, 1920, 1927, 1928); Decatur (1921, victory over Rock Island); Comiskey Park (multiple games, 1922, 1924); DePaul (1925, victory over Hammond); Mills (1930, tie versus Brooklyn); Loyola (1931, victory over Cleveland); Chicago Stadium (1932, victory over Portsmouth); Dyche Stadium (1970, victory over Philadelphia); and Memorial Stadium in Champaign (2002).

- Bears record at Wrigley Field*.....221-89-22 (.699)
- Bears home record at Wrigley Field.....219-89-22 (.697)
- Bears home record at other Chicago sites17-7-2 (.692)
- Bears record at Soldier Field (through 2001)140-96-1 (.593)
- Bears record at Soldier Field (since 2003)62-50 (.553)
- Bears record at Memorial Stadium (2002).....3-5 (.375)
- Bears regular season combined home record431-247-25 (.633)

*Bears played the Tigers at Cubs Park (Wrigley Field) as the visiting team in 1920



CHICAGO BEARS ALL-TIME RESULTS

1967 CHICAGO BEARS STATISTICS

Record: 7-6-1, .538

2nd Place, Central

Head Coach: George S. Halas

09/17 L	13-41	at Pittsburgh	53,365
09/24 L	10-13	at Green Bay	50,861
10/01 W	17-7	at Minnesota	44,868
10/08 L	3-24	BALTIMORE	47,190
10/15 W	14-13	DETROIT	46,024
10/22 L	0-24	at Cleveland	83,183
10/29 L	17-28	L.A. RAMS	46,073
11/05 W	27-13	at Detroit	55,606
11/12 W	34-7	N.Y. GIANTS	46,223
11/19 W	30-3	ST. LOUIS	47,147
11/26 L	13-17	GREEN BAY	47,513
12/03 W	28-14	at San Francisco	25,613
12/10 T	10-10	MINNESOTA	40,110
12/17 W	23-14	at Atlanta	54,107

	Bears	Opp
TOTAL FIRST DOWNS	175	215
Rushing	98	91
Passing	62	98
Penalty	15	26
3rd Down: Made/Att	NA	NA
3rd Down Pct.	NA	NA
4th Down: Made/Att	NA	NA
4th Down Pct.	NA	NA
TOTAL NET YARDS	3293	3406
Avg. Per Game	235.2	243.3
Total Plays	757	789
Avg. Per Play	4.4	4.3
NET YARDS RUSHING	1852	1534
Avg. Per Game	132	110
Total Rushes	489	419
NET YARDS PASSING	1441	1875
Avg. Per Game	102.9	133.9
Sacked/Yards Lost	27/232	30/271
Gross Yards	1673	2146
Att./Comp.	268/131	370/168
Completion Pct.	48.9	42.6
Had Intercepted	18	28
PUNTS/AVERAGE	79/42.9	77/41.3
NET PUNTING AVG.	NA	NA
PENALTIES/YARDS	98/953	82/782
FUMBLES/BALL LOST	25/14	23/16
TOUCHDOWNS	29	27
Rushing	12	12
Passing	9	14
Returns	8	1

Score by Period	1	2	3	4	Tot
BEARS	68	81	56	34	239
OPPONENTS	41	48	54	75	228

RUSHING	No	Yds	Avg	Lg	TD
Sayers	186	880	4.5	70	7
Piccolo	86	317	3.7	31	0
Concannon	67	279	4.2	31	3
Bull	61	176	2.9	11	0
Kurek	37	112	3.0	13	0
Rakestraw	11	42	3.8	20	2
Livingston	30	41	1.4	6	0
J. Jones	4	19	4.8	24	0
Morris	1	6	6.0	6	0
Gordon	3	-7	-2.3	9	0
Bukich	4	-13	-3.3	2	0
BEARS	489	1852	3.8	70	12
OPPONENTS	419	1534	3.7	-	12

RECEIVING	No	Yds	Avg	Lg	TD
Gordon	31	534	16.8	93t	5
Morris	20	231	11.6	31	1
Bull	18	250	13.9	63	1
Sayers	16	126	7.9	32t	1
Piccolo	13	103	7.9	25	0
Denney	12	113	9.4	19	0
J. Jones	7	138	19.7	34	0
Livingston	5	62	12.4	38	0
Kurek	5	30	6.0	8	0
R. Jones	3	80	26.6	51t	1
Stoepeel	1	6	6.0	6	0
BEARS	131	1673	12.7	93t	9
OPPONENTS	168	2146	12.8	-	14

PUNTING	No	Yds	Avg	Net	TB	In	Lg	B
Green	79	3392	42.9					68 0
BEARS	79	3392	42.9					68 0
OPPONENTS	77	3180	41.3					NA -

INTS	No	Yds	Avg	Lg	TD
B. McRae	5	94	18.8	34	2
Petitbon	5	73	14.6	35	0
R. Taylor	5	19	3.8	10	0
Gentry	4	25	6.3	17	0
Buffone	3	39	13.0	22	0
Cornish	2	10	5.0	6	0
J. Taylor	1	27	27.0	27	0
Butkus	1	24	24.0	24	0
Brown	1	23	23.0	23	0
Amstler	1	0	0.0	0	0
BEARS	28	334	11.9	35	2
OPPONENTS	18	246	13.7	-	1

KO RETURNS	No	Yds	Avg	Lg	TD
Sayers	16	603	37.7	103t	3
Gordon	16	397	24.8	32	0
Kurek	5	81	16.2	25	0
Dodd	3	34	11.3	24	0
Brown	2	34	17.0	17	0
J. Taylor	1	8	8.0	8	0
Jackson	1	0	0.0	0	0
Kriewald	1	0	0.0	0	0
Kuechenberg	1	0	0.0	0	0
Stoepeel	1	0	0.0	0	0
BEARS	47	1157	24.6	103t	3
OPPONENTS	52	1064	20.5	-	0

PUNT RET.	Ret	FC	Yds	Avg	Lg	TD
Gordon	12	12	82	6.8	43	0
Morris	4	4	24	6.0	15	0
Sayers	3	8	80	26.7	58t	1
Dodd	3	4	8	2.7	6	0
BEARS	22	28	194	8.8	58t	1
OPPONENTS	41	19	168	4.1	-	0

PASSING	Att	Cmp	Yds	Cmp%	Yd/Att	TD	TD%	Int	Int%	Lg	Sack/Lost	Rating
Concannon	186	92	1260	49.5	6.77	6	3.2	14	7.5	93t	19/168	50.9
Bukich	33	18	185	54.5	5.61	0	0.0	2	6.1	30	5/42	45.6
Rakestraw	44	21	228	47.7	5.18	3	6.8	2	4.5	34	2/15	67.2
Sayers	5	0	0	0.0	0.0	0	0.0	0	0.0	0	0/0	39.6
Petitbon	0	0	0	0.0	0.0	0	0.0	0	0.0	0	1/7	0.0
BEARS	268	131	1673	48.9	6.24	9	3.4	18	6.7	93t	27/232	52.0
OPPONENTS	370	168	2146	45.4	5.80	14	3.8	28	7.6	-	30/271	45.2

FRANCHISE MOVES

Arizona Cardinals.....played in Chicago 1920-59; played in St. Louis 1960-87; known as Phoenix 1988-93

Cleveland Browns.....suspended operations in 1996; resumed play in 1999

Detroit Lions.....known as Portsmouth Spartans prior to 1934

Indianapolis Colts.....played in Baltimore prior to 1984

Los Angeles Rams.....played in Cleveland 1937-45; in Los Angeles 1946-94; in St. Louis 1995-2015

New England Patriots.....played in Boston prior to 1971

Oakland Raiders.....played in Los Angeles 1982-94

Philadelphia Eagles.....played as a merged team with Pittsburgh in 1943 (one season only)

Pittsburgh Steelers.....known as Pirates prior to 1941; merged with Philly for 1943 season and with the Chicago Cardinals (Card-Pitt) in 1944

Tennessee Titans.....played in Houston 1960-96; retained nickname "Oilers" through 1998

Washington Redskins.....known as Braves prior to 1933; played in Boston prior to 1937



1968 CHICAGO BEARS STATISTICS

Record: 7-7, .500

2nd Place, NFC Central

Head Coach: Jim Dooley

09/15 L 28-38	WASHINGTON	41,321
09/22 L 0-42	at Detroit	50,688
09/29 W 27-17	at Minnesota	47,644
10/6 L 7-28	at Baltimore	60,238
10/13 L 10-28	DETROIT	46,996
10/20 W 29-16	at Philadelphia	60,858
10/27 W 26-24	MINNESOTA	46,562
11/03 W 13-10	at Green Bay	50,861
11/10 W 27-19	SAN FRANCISCO	46,978
11/17 L 13-16	ATLANTA	44,214
11/24 L 3-34	DALLAS	46,667
12/01 W 23-17	at New Orleans	78,285
12/08 W 17-16	at L.A. Rams	66,368
12/15 L 27-28	GREEN BAY	46,435

	Bears	Opp.
TOTAL FIRST DOWNS	219	240
Rushing	121	102
Passing	78	102
Penalty	20	36
3rd Down: Made/Att	NA	NA
3rd Down Pct.	NA	NA
4th Down: Made/Att	NA	NA
4th Down Pct.	NA	NA
TOTAL NET YARDS	4058	4371
Avg. Per Game	289.9	312.2
Total Plays	857	899
Avg. Per Play	4.7	4.9
NET YARDS RUSHING	2377	1704
Avg. Per Game	169.8	121.7
Total Rushes	500	427
NET YARDS PASSING	1681	2667
Avg. Per Game	135.9	171.7
Sacked/Yards Lost	24/187	30/226
Gross Yards	1868	2893
Att./Comp.	343/158	333/172
Completion Pct.	46.1	51.7
Had Intercepted	18	21
PUNTS/AVERAGE	66/38.0	66/40.1
NET PUNTING AVG.	NA	NA
PENALTIES/YARDS	113/1194	91/896
FUMBLES/BALL LOST	28/12	20/16
TOUCHDOWNS	25	43
Rushing	14	17
Passing	10	25
Returns	1	1

PASSING	Att	Cmp	Yds	Cmp%	Yd/Att	TD	TD%	Int	Int%	Lg	Sack/Lost	Rating
Concannon	143	71	715	49.7	5.00	5	3.5	9	6.3	51	9/72	49.7
Carter	122	55	769	45.1	6.30	4	3.3	5	4.1	50	6/45	59.8
Rakestraw	67	30	361	44.7	5.39	1	1.5	7	10.4	80t	6/49	27.8
Bukich	7	2	23	28.6	3.29	0	0.0	0	0.0	13	3/21	40.8
Sayers	2	0	0	0.0	0.00	0	0.0	0	0.0	0	0/0	39.6
Kilgore	1	0	0	0.0	0.00	0	0.0	0	0.0	0	0/0	39.6
Bull	1	0	0	0.0	0.00	0	0.0	0	0.0	0	0/0	39.6
BEARS	343	158	1868	46.1	4.90	10	2.9	21	6.1	80	24/187	45.1
OPPONENTS	533	172	2893	51.7	8.01	25	7.5	18	5.4	99t	30/226	81.0

Score by Period	1	2	3	4	Tot
BEARS	68	95	27	60	250
OPPONENTS	68	137	60	68	333

SCORING	TDs:Ru-Pa-RK-PAT	FG	S	Pts
Percival	0 0 0 0	25/25	25/36	0 100
Carter	4 4 0 0	0	0	24
Gordon	4 4 0 4	0	0	24
Bull	3 3 0 0	0	0	18
Concannon	2 2 0 0	0	0	12
Sayers	2 2 0 0	0	0	12
Piccolo	2 2 0 0	0	0	12
Denney	2 0 2 0	0	0	12
Wallace	2 0 2 0	0	0	12
Turner	2 0 2 0	0	0	12
Kurek	1 1 0 0	0	0	6
R. Taylor	1 0 0 1	0	0	6
BEARS	25 14 10 1	25/25	36/36	0 250
OPPONENTS	43 17 25 1	38/40	11/31	0 333

RUSHING	No	Yds	Avg	Lg	TD
Sayers	138	856	6.2	63	2
Bull	107	472	4.4	24	3
Piccolo	123	450	3.7	19	2
Carter	48	265	5.5	31	4
Concannon	28	104	3.7	16	2
Kurek	17	95	5.6	23	1
Wallace	3	29	9.7	18	0
Lyle	4	28	7.0	26	0
Livingston	7	25	3.6	8	0
Hull	12	22	1.8	12	0
Turner	2	16	8.0	14	0
Rakestraw	9	12	1.3	7	0
Green	1	4	4.0	4	0
Denney	1	-1	-1.0	-1	0
BEARS	500	2377	4.8	63	14
OPPONENTS	427	1704	4.0	46	17

RECEIVING	No	Yds	Avg	Lg	TD
Gordon	29	477	16.5	51	4
Piccolo	28	291	10.4	44	0
Denney	23	247	10.7	46	2
Wallace	19	281	14.8	27	2
Bull	17	145	8.5	24	0
Sayers	15	117	7.8	21	0
Turner	14	208	14.9	80t	2
Lyle	5	32	6.4	13	0
Kurek	4	50	12.5	23	0
Hull	4	20	5.0	9	0
BEARS	158	1868	10.6	80t	10
OPPONENTS	172	2893	15.5	99t	25

PUNTING	No	Yds	Avg	Net	TB	In	Lg	B
Green	27	1142	42.3					58
Kilgore	35	1231	35.2					50
Lyle	4	144	33.5					39
BEARS	66	2508	38.0					58
OPPONENTS	66	2640	40.1					63

INTS	No	Yds	Avg	Lg	TD
McRae	4	41	10.3	22	0
R. Taylor	3	96	32.0	96t	1
Butkus	3	14	4.7	14	0
Phillips	2	23	11.5	17	0
Pettibon	2	18	9.0	18	0
Buffone	1	21	21.0	21	0
Gentry	1	7	7.0	7	0
Evey	1	6	6.0	6	0
J. Taylor	1	0	0.0	0	0
BEARS	18	226	12.6	96t	1
OPPONENTS	21	260	12.4	50	1

KO RETURNS	No	Yds	Avg	Lg	TD
Turner	20	363	18.2	33	0
Sayers	17	461	27.1	46	0
Childs	8	291	36.4	88	0
Kurek	4	48	12.0	20	0
Gordon	3	97	32.3	37	0
Wallace	3	80	26.7	42	0
Butkus	2	30	15.0	28	0
Kuechenberg	1	0	0.0	0	0
BEARS	58	1370	23.6	88	0
OPPONENTS	54	968	17.9	41	0

PUNT RET.	Ret	FC	Yds	Avg	Lg	TD
Turner	9	17	19	2.1	12	0
Wallace	6	3	27	4.5	9	0
Sayers	2	3	29	14.5	18	0
Gordon	1	1	5	5.0	5	0
Hazelton	1	0	1	1.0	1	0
BEARS	19	24	81	4.3	18	0
OPPONENTS	28	19	120	4.3	40	0

FGs	1-19	20-29	30-39	40-49	50+
Percival	7/	6/	5/	6/	1/
BEARS	7/	6/	5/	6/	1/
OPPONENTS	2/	2/	4/	3/	0/
Percival:	43, 31, 33, 39, 31, 28, 15, 14, 12, 42, 21, 47, 10, 43, 42, 15, 34, 14, 20, 50, 46, 20, 20, 14, 26				
OPPONENTS:	37, 43, 30, 37, 44, 38, 19, 20, 21, 49, 19				

DEFENSE	T	S	A	FF	FR	PD	Sa	Int
(Top 9)								
Butkus	127	55	NA	1	NA	NA	0.0	3
Buffone	92	34	NA	1	NA	NA	0.0	1
Evey	52	36	NA	0	NA	NA	8.0	1
R. Taylor	47	11	NA	0	NA	NA	0.0	3
Phillips	35	20	NA	0	NA	NA	9.0	2
J. Taylor	35	9	NA	1	NA	NA	0.0	1
McRae	32	9	NA	0	NA	NA	7.0	4
Johnson	26	19	NA	0	NA	NA	5.0	0
Corrish	23	11	NA	0	NA	NA	0.0	0
SACKS:	Buffone 9.0, Phillips 9.0, Evey 8.0, McRae 7.0, Johnson 5.0							
TEAM:	30.0, OPPONENTS:	24.0						

USUAL STARTERS

Offense	Defense
WR.....Dick Gordon	RE.....Lloyd Phillips
LT.....Randy Jackson	RT.....Dick Evey
LG.....George Seals	LT.....John Johnson
C.....Mike Pyle	LE.....Ed O'Bradovich
RG.....James Cadlie	WLB.....James Purnell
RT.....Bob Wetoska	MLB.....Dick Butkus
TE.....Austin Denney	SLB.....Doug Buffone
WR.....Cecil Turner	RCB.....Joe Taylor
QB.....Jack Concannon	LCB.....Bennie McRae
RB.....Gale Sayers	SS.....Richie Pettibon
FB.....Ronnie Bull	FS.....Roosevelt Taylor

Team Stats	Bears	Avg
Total Yards	4058	289.9
Rushing Yards	2377	169.8
Passing Yards	1681	120.1
Points Scored	250	17.9

	Opp	Avg
Total Yards	4371	312.2
Rushing Yards	1704	121.7
Passing Yards	2667	190.5
Points Scored	333	23.8



CHICAGO BEARS ALL-TIME RESULTS

1969 CHICAGO BEARS STATISTICS

Record: 1-13, .071

4th Place, NFC Central

Head Coach: Jim Dooley

09/21 L	0-17	at Green Bay	50,861
09/28 L	17-20	at St. Louis	50,039
10/05 L	24-28	at N. Y. Giants	62,583
10/12 L	0-31	MINNESOTA	45,757
10/19 L	7-13	at Detroit	54,732
10/26 L	7-9	L.A. RAMS	45,985
11/02 L	14-31	at Minnesota	47,900
11/09 W	38-7	PITTSBURGH	45,851
11/16 L	31-48	at Atlanta	53,722
11/23 L	21-24	BALTIMORE	45,455
11/30 L	24-28	CLEVELAND	45,050
12/06 L	21-42	at San Francisco	32,826
12/14 L	3-21	GREEN BAY	45,216
12/21 L	3-20	DETROIT	41,879

	Bears	Opp
TOTAL FIRST DOWNS	237	208
Rushing	120	89
Passing	97	98
Penalty	20	21
3rd Down: Made/Att	NA	NA
3rd Down Pct.	NA	NA
4th Down: Made/Att	NA	NA
4th Down Pct.	NA	NA
TOTAL NET YARDS	3568	3881
Avg. Per Game	255	278
Total Plays	901	769
Avg. Per Play	3.9	5.1
NET YARDS RUSHING	2078	1900
Avg. Per Game	148	136
Total Rushes	462	440
NET YARDS PASSING	1490	1981
Avg. Per Game	106	142
Sacked/Yards Lost	55/439	33/258
Gross Yards	1929	2239
Att./Comp.	384/193	296/150
Completion Pct.	50.1	50.7
Had Intercepted	21	16
PUNTS/AVERAGE	76/39.0	59/41.7
NET PUNTING AVG.	NA	NA
PENALTIES/YARDS	89/940	66/612
FUMBLES/BALL LOST	27/17	21/11
TOUCHDOWNS	26	43
Rushing	14	17
Passing	11	23
Returns	1	3

PASSING	Att	Cmp	Yds	Cmp%	Yd/Att	TD	TD%	Int	Int%	Lg	Sack/Lost	Rating
Concannon	160	87	783	54.4	4.89	4	2.5	8	5.0	38	14/104	55.3
Douglass	148	68	773	45.9	5.22	5	3.4	8	5.4	48	37/312	50.9
Carter	71	36	343	50.7	4.83	2	2.8	5	7.0	41	3/20	44.5
Green	2	2	30	100.0	15.00	0	0.0	0	0.0	19	0/0	118.8
Bull	1	0	0	0.0	0.00	0	0.0	0	0.0	0	0/0	39.6
Sayers	2	0	0	0.0	0.00	0	0.0	0	0.0	0	1/3	39.6
BEARS	384	193	1929	50.1	5.02	11	2.9	21	5.5	48	55/439	51.7
OPPONENTS	296	150	2239	50.7	7.56	23	7.8	16	5.4	77	33/258	79.2

Score by Period	1	2	3	4	Tot
BEARS	30	86	57	37	210
OPPONENTS	79	88	76	96	339

SCORING	TDs:Ru-Pa-RK-PAT	FG	S	Pts			
Percival	0	0	0	26/26	8/21	0	50
Sayers	8	8	0	0	0	0	48
Wallace	5	0	5	0	0	0	30
Gordon	4	0	4	0	0	0	24
Piccolo	3	2	1	0	0	0	18
Douglass	2	2	0	0	0	0	12
Concannon	1	1	0	0	0	0	6
Denney	1	0	1	0	0	0	6
Hull	1	1	0	0	0	0	6
Youngblood	1	0	0	1	0	0	6
BEARS	26	14	11	1	126/26	8/21	210
OPPONENTS	43	17	23	3	42/42	13/27	0

RUSHING	No	Yds	Avg	Lg	TD
Sayers	236	1032	4.4	28	8
Douglass	51	408	8.0	39	2
Bull	44	187	4.3	16	0
Piccolo	45	148	3.3	15	2
Hull	29	81	2.8	14	1
Concannon	22	62	2.8	30	1
Montgomery	15	52	3.5	6	0
Gordon	2	28	14.0	22	0
Kurek	8	24	3.0	6	0
Carter	4	19	4.8	11	0
Green	1	17	17.0	17	0
Wallace	4	16	4.0	15	0
Denney	1	4	4.0	4	0
BEARS	462	2078	4.5	39	14
OPPONENTS	440	1900	4.3	80	17

RECEIVING	No	Yds	Avg	Lg	TD
Wallace	47	553	11.8	45	5
Gordon	36	414	11.5	41	4
Denney	22	203	9.2	29	1
Piccolo	17	143	8.4	25	1
Sayers	17	116	6.8	25	0
Bull	14	91	6.5	17	0
Simmons	13	178	13.0	48	0
Hull	12	63	5.3	29	0
Ogden	7	100	14.3	21	0
Kurek	4	30	7.5	13	0
Montgomery	2	8	4.0	6	0
Turner	1	19	19.0	19	0
Lyle	1	11	11.0	11	0
BEARS	193	1929	10.0	48	11
OPPONENTS	150	2239	14.9	77	23

PUNTING	No	Yds	Avg	Net	TB	In	Lg	B
Green	76	2964	39.0					59 0
BEARS	76	2964	39.0					59 0
OPPONENTS	59	2460	41.7					72

INTS	No	Yds	Avg	Lg	TD
J. Taylor	3	37	12.3	23	0
Daniels	3	37	12.3	32	0
Youngblood	3	22	7.3	22t	1
Butkus	2	13	6.5	11	0
Buffone	2	12	6.0	12	0
Lyle	1	10	10.0	10	0
Pride	1	1	1.0	1	0
McRae	1	0	0.0	0	0
BEARS	16	132	8.3	32	1
OPPONENTS	21	NA	NA	44	0

KO RETURNS	No	Yds	Avg	Lg	TD
Sayers	14	339	24.2	52	0
Lyle	11	248	22.5	32	0
Turner	10	326	32.6	74	0
Gordon	6	105	17.5	27	0
Kurek	4	66	16.5	20	0
Butkus	3	28	9.3	28	0
Seals	2	20	10.0	20	0
Holman	1	0	0.0	0	0
Kuechenberg	1	0	0.0	0	0
BEARS	52	1132	21.8	74	0
OPPONENTS	38	921	24.3	86	1

PUNT RET.	Ret	FC	Yds	Avg	Lg	TD
Lyle	12	1	78	6.5	27	0
Piccolo	9	5	43	4.8	15	0
Turner	8	2	32	4.0	12	0
Gordon	1	0	11	11.0	11	0
Sayers	0	1	0	0.0	0	0
BEARS	30	9	164	5.47	27	0
OPPONENTS	28	NA	106	3.75	24	0

FGs	1-19	20-29	30-39	40-49	50+
Percival	1/	3/	4/	0/	0/
BEARS	1/	3/	4/	0/	0/
OPPONENTS	3/	4/	3/	3/	0/
Percival:	34,10,37,27,35,21,25,38				
OPPONENTS:	32,24,20,46,28,23,11,48,30,17				
	17,43,31				

DEFENSE	T	S	A	FF	FR	PD	Sa	In
Buffone	68	NA	NA	NA	NA	3.0	2	0
Taylor	41	30	11	NA	NA	NA	0.0	3
Holman	40	14	26	NA	NA	NA	0.0	0
Evey	39	3	36	NA	NA	NA	6.0	0
O'Bradovich	35	14	21	NA	NA	NA	0.0	0
McRae	25	20	5	NA	NA	NA	0.0	1

SACKS: Evey 6.0, Buffone, 3.0
TEAM 33.0, OPPONENTS 55.0

USUAL STARTERS

Offense	Defense	Team Stats	Bears	Avg
WR.....Bob Wallace	RE.....Ed O'Bradovich	Total Yards	3568	254.9
LT.....Randy Jackson	RT.....Willie Holman	Rushing Yards	2078	148.4
LG.....George Seals	LT.....Frank Cornish	Passing Yards	1490	106.4
C.....Mike Pyle	LE.....Dick Evey	Points Scored	210	15.0
RG.....James Cadlie	WLB.....Rudy Kuechenberg			
RT.....Rufus Mayes	MLB.....Dick Butkus			
TE.....Austin Denney	SLB.....Doug Buffone	Total Yards	3881	277.2
WR.....Dick Gordon	RCB.....Joe Taylor	Rushing Yards	1900	135.7
QB.....Bobby Douglass	LCB.....Bennie McRae	Passing Yards	1981	141.5
RB.....Gale Sayers	SS.....George Youngblood	Points Scored	339	19.7
FB.....Ronnie Bull	FS.....Dick Daniels			



1970 CHICAGO BEARS STATISTICS

Record: 6-8, .429

3rd Place, NFC Central

Head Coach: Jim Dooley

09/19 W 24-16	at N.Y. Giants	62,936
09/27 W 20-16	PHILADELPHIA	53,643
10/05 L 14-28	at Detroit	58,210
10/11 L 0-24	MINNESOTA	45,405
10/18 L 7-20	SAN DIEGO	45,278
10/25 L 10-16	DETROIT	45,632
11/01 W 23-14	at Atlanta	58,850
11/08 L 16-37	SAN FRANCISCO	45,607
11/15 L 19-20	at Green Bay	56,263
11/22 W 31-13	BUFFALO	41,015
11/29 L 20-21	at Baltimore	60,240
12/05 L 13-16	at Minnesota	47,900
12/13 W 35-17	GREEN BAY	44,957
12/20 W 24-3	at New Orleans	63,518

	Bears	Opp
TOTAL FIRST DOWNS	179	234
Rushing	83	83
Passing	76	133
Penalty	20	18
3rd Down: Made/Att	NA	NA
3rd Down Pct.	NA	NA
4th Down: Made/Att	NA	NA
4th Down Pct.	NA	NA
TOTAL NET YARDS	3265	4067
Avg. Per Game	233.2	290.5
Total Plays	808	895
Avg. Per Play	4.0	4.5
NET YARDS RUSHING	1092	1471
Avg. Per Game	78.0	105.1
Total Rushes	353	459
NET YARDS PASSING	2173	2596
Avg. Per Game	135.9	171.7
Sacked/Yards Lost	33/258	42/329
Gross Yards	2431	2925
Att./Comp.	422/210	394/233
Completion Pct.	49.8	59.1
Had Intercepted	23	17
PUNTS/AVERAGE	84/40.8	87/37.6
NET PUNTING AVG.	NA	NA
PENALTIES/YARDS	NA	NA
FUMBLES/BALL LOST	29/14	27/13
TOUCHDOWNS	28	31
Rushing	3	11
Passing	21	18
Returns	4	2

PASSING	Att	Cmp	Yds	Cmp%	Yd/Att	TD	TD%	Int	Int%	Lg	Sack/Lost	Rating
Concannon	385	194	2130	50.4	5.55	16	4.2	18	4.7	69	24/206	61.5
Douglass	30	12	218	40.0	7.27	4	13.3	3	10.0	53	7/46	65.7
Green	2	2	37	100.0	18.50	0	0.0	0	0.0	34	0/0	118.8
Bull	4	2	46	50.0	11.50	1	25.0	1	25.0	34	0/0	91.7
Nix	1	0	0	0.0	0.00	0	0.0	1	100.0	0	1/2	39.6
Lyle	0	0	0	0.0	0.00	0	0.0	0	0.0	0	1/4	0.0
BEARS	422	210	2431	49.8	5.76	21	5.0	23	5.5	69	33/258	61.4
OPPONENTS	394	233	2925	59.1	7.42	18	4.6	17	4.3	79	42/329	79.5

Score by Period	1	2	3	4	Tot
BEARS	82	57	37	73	256
OPPONENTS	48	60	82	78	261

SCORING	TDs:Ru-Pa-RK-PAT	FG	S	Pts			
Percival	0	0	0	28/28/20/34	0	88	
Gordon	13	0	13	0	0	78	
Seymour	4	0	4	0	0	24	
Turner	4	0	0	4	0	24	
Concannon	2	2	0	0	0	12	
Farmer	2	0	2	0	0	12	
Coady	1	0	1	0	0	6	
Ogden	1	0	1	0	0	6	
Shy	1	1	0	0	0	6	
BEARS	28	3	21	4	28/28/20/34	0	256
OPPONENTS	31	11	2	27/27/16/29	0	261	

RUSHING	No	Yds	Avg	Lg	TD
Montgomery	62	229	3.7	38	0
Shy	79	227	2.9	45	1
Bull	68	214	3.2	28	0
Concannon	42	136	3.2	16	2
Hull	32	99	3.1	13	0
Sayers	23	52	2.3	15	0
Baynham	26	68	2.6	9	0
Kurek	6	24	4.0	11	0
Douglass	7	22	3.1	7	0
Gordon	4	17	4.3	7	0
Green	1	7	7.0	7	0
Turner	3	-3	-1.0	0	0
BEARS	353	1092	3.1	45	3
OPPONENTS	459	1471	3.2	23	11

RECEIVING	No	Yds	Avg	Lg	TD
Gordon	71	1026	14.5	69	13
Farmer	31	496	16.0	60	2
Wallace	15	160	10.7	33	0
Montgomery	14	75	5.4	17	0
Bull	13	60	4.6	17	0
Hull	13	44	3.4	17	0
Baynham	12	43	3.6	13	0
Shy	10	147	14.7	64	0
Hester	7	54	7.7	16	0
Seymour	6	145	24.2	53	4
Coady	6	44	7.3	14	1
Cole	3	47	15.7	34	0
Kurek	3	11	3.7	5	0
Turner	2	43	21.5	34	0
Ogden	1	6	6.0	6	1
Percival	1	19	19.0	19	0
Lyle	1	5	5.0	5	0
Sayers	1	-6	-6.0	-6	0
BEARS	210	2431	10.3	69	21
OPPONENTS	233	2925	11.1	79	18

PUNTING	No	Yds	Avg	Net	TB	In	Lg	B
Green	83	3395	40.9				56	0
Lyle	1	29	29.0				29	0
BEARS	84	3424	40.8				56	0
OPPONENTS	87	3271	37.6				62	0

INTS	No	Yds	Avg	Lg	TD
Buffone	4	33	8.3	16	0
Butkus	3	0	0.0	0	0
Taylor	2	18	9.0	18	0
Brubacher	2	17	8.5	7	0
Clark	1	32	32.0	32	0
Davis	1	0	0.0	0	0
McRae	1	0	0.0	0	0
Seals	1	0	0.0	0	0
BEARS	17	100	5.9	32	0
OPPONENTS	23	NA	NA	43	1

KO RETURNS	No	Yds	Avg	Lg	TD
Smith	28	651	23.2	46	0
Turner	23	752	32.7	96	4
Montgomery	4	69	17.3	21	0
Butkus	1	0	0.0	0	0
BEARS	56	1472	26.3	96	4
OPPONENTS	47	935	19.9	32	0

PUNT RET.	Ret	FC	Yds	Avg	Lg	TD
Smith	33	1	128	3.9	15	0
Cole	14	1	83	5.9	15	0
Lyle	9	3	37	4.1	10	0
Turner	1	0	0	0.0	0	0
BEARS	57	5	246	4.3	15	0
OPPONENTS	40	NA	268	6.7	76	0

FGs	1-19	20-29	30-39	40-49	50+
Percival	4/	5/	9/	1/	1/
BEARS	4/	5/	9/	1/	1/
OPPONENTS	2/	5/	2/	7/	0/
Percival:	28,17,36,11,30,47,31,36,37,19,23,38,13,31,37,28,23,24,50				
OPPONENTS:	25,20,45,42,22,43,49,31,40,17,49,21,23,10,32,47				

DEFENSE	(Top 10)	T	S	A	FF	FR	PD	Sa	Int
Butkus	132	48	84	NA	2	NA	0.0	3	
Buffone	90	40	50	NA	0	NA	0.0	4	
Caffey	82	41	41	NA	0	NA	0.0	0	
Holman	79	31	48	NA	0	NA	12.0	0	
Seals	54	22	32	NA	1	NA	5.0	1	
Clark	44	18	26	NA	0	NA	0.0	1	
Staley	42	6	36	NA	0	NA	7.0	0	
McRae	37	10	27	NA	0	NA	0.0	1	
Daniels	33	14	19	NA	0	NA	0.0	0	
O'Bradovich	27	19	8	NA	0	NA	8.0	0	
SACKS:	Holman 12.0, O'Bradovich 8.0, Staley 7.0, Seals 5.0								
TEAM	42.0, OPPONENTS	33.0							

USUAL STARTERS

Offense	Defense
WR.....Dick Gordon	RE.....Ed O'Bradovich
LT.....Randy Jackson	RT.....Bill Staley
LG.....Glen Holloway	LT.....George Seals
C.....Bob Hyland	LE.....Willie Holman
RG.....James Cadile	WLB.....Lee Roy Caffey
RT.....Wayne Mass	MLB.....Dick Butkus
TE.....Rich Coady	SLB.....Doug Buffone
WR.....George Farmer	RCB.....Joe Taylor
QB.....Jack Concannon	LCB.....Bennie McRae
RB.....Ross Montgomery	SS.....Phil Clark
FB.....Ronnie Bull	FS.....Dick Daniels

Team Stats	Bears	Avg
Total Yards	3265	233.2
Rushing Yards	1092	78.0
Passing Yards	2173	155.2
Points Scored.....	256	18.3

	Opp	Avg
Total Yards	4067	290.5
Rushing Yards	1471	105.1
Passing Yards	2596	185.4
Points Scored.....	261	18.6



CHICAGO BEARS ALL-TIME RESULTS

1971 CHICAGO BEARS STATISTICS

Record: 6-8, .429

3rd Place, NFC Central

Head Coach: Jim Dooley

09/19 W 17-15	PITTSBURGH	55,049
09/26 W 20-17	at Minnesota	47,900
10/03 L 3-17	at L.A. Rams	66,957
10/10 W 35-14	NEW ORLEANS	55,049
10/17 L 0-13	at San Francisco	44,133
10/24 W 28-23	at Detroit	54,418
10/31 W 23-19	DALLAS	55,049
11/07 L 14-17	GREEN BAY	55,049
11/14 W 16-15	WASHINGTON	55,049
11/21 L 3-28	DETROIT	55,049
11/29 L 3-34	at Miami	75,312
12/05 L 3-6	at Denver	51,200
12/12 L 10-31	at Green Bay	56,263
12/19 L 10-27	MINNESOTA	55,049

	Bears	Opp
TOTAL FIRST DOWNS	189	234
Rushing	75	99
Passing	99	117
Penalty	15	18
3rd Down: Made/Att	NA	NA
3rd Down Pct.	NA	NA
4th Down: Made/Att	NA	NA
4th Down Pct.	NA	NA
TOTAL NET YARDS	3336	4520
Avg. Per Game	238.3	322.9
Total Plays	857	899
Avg. Per Play	3.9	5.0
NET YARDS RUSHING	1434	2116
Avg. Per Game	102.4	151.4
Total Rushes	365	509
NET YARDS PASSING	1902	2404
Avg. Per Game	135.9	171.7
Sacked/Yards Lost	49/392	28/203
Gross Yards	2294	2607
Att./Comp.	443/186	362/192
Completion Pct.	41.9	53.0
Had Intercepted	28	22
PUNTS/AVERAGE	77/40.1	66/40.8
NET PUNTING AVG.	NA	NA
PENALTIES/YARDS	78/746	78/819
FUMBLES/BALL LOST	28/18	36/23
TOUCHDOWNS	20	29
Rushing	6	14
Passing	12	12
Returns	2	3

PASSING	Att	Cmp	Yds	Cmp%	Yd/Att	TD	TD%	Int	Int%	Lg	Sack/Lost	Rating
Douglass	225	91	1164	40.4	5.17	5	2.2	15	6.7	64	30/235	37.0
Nix	137	51	760	37.2	5.55	6	4.4	10	7.3	41	10/91	40.4
Concannon	77	42	334	54.5	4.34	0	0.0	3	3.9	28	8/61	49.4
Shy	1	1	23	100.0	23.00	1	100.0	0	0.0	23t	1/5	158.3
Green	2	1	13	50.0	6.50	0	0.0	0	0.0	13	0/0	70.8
Wallace	1	0	0	0.0	0.00	0	0.0	0	0.0	0	0/0	39.6
BEARS	443	186	2294	41.9	5.18	12	2.7	28	6.3	64	49/392	41.3
OPPONENTS	5362	192	2607	53.0	7.20	12	3.3	22	6.1	77	28/203	62.0

Score by Period	1	2	3	4	Tot
BEARS	34	57	25	69	185
OPPONENTS	63	96	60	57	276

SCORING	TDs:Ru-Pa-RK-PAT	FG	S	Pts			
Percival	0	0	0	18/18 15/33	0	63	
Farmer	5	0	5	0	0	30	
Gordon	5	0	5	0	0	30	
Douglass*	3	3	0	0	1/1	0	19
Shy	2	2	0	0	0	12	
Wallace	2	0	2	0	0	12	
Pinder	1	1	0	0	0	6	
Brupbacher	1	0	0	1	0	6	
Seals	1	0	0	1	0	6	
Butkus**	0	0	0	0	1/1	0	1
BEARS	20	6	12	2	20/20 15/33	0	185

*Douglass conversion on a run
**Butkus conversion on pass from Douglass

RUSHING	No	Yds	Avg	Lg	TD
Shy	116	420	3.6	21	2
Pinder	63	311	4.9	40	1
Douglass	39	284	7.0	30	3
Grabowski	51	149	2.9	9	0
Jo. Moore	29	90	3.1	12	0
Tucker	32	82	2.6	21	0
Sayers	13	38	2.9	9	0
Buffone	1	19	19.0	19	0
Harrison	5	13	2.6	12	0
Nix	9	12	1.3	14	0
Farmer	1	11	11.0	11	0
Concannon	5	5	1.0	2	0
Wallace	1	0	0.0	0	0
BEARS	365	1434	3.9	40	6
OPPONENTS	509	2116	4.1	52	14

RECEIVING	No	Yds	Avg	Lg	TD
Farmer	46	737	16.0	64	5
Gordon	43	610	14.2	45	5
Wallace	27	400	14.8	58	2
Shy	19	163	8.6	25	0
Grabowski	17	100	5.9	25	0
Tucker	11	65	5.9	21	0
Pinder	10	51	5.1	14	0
Seymour	5	75	15.0	21	0
Thomas	3	40	13.3	28	0
Jo. Moore	2	22	11.0	18	0
Harrison	2	18	9.0	12	0
Turner	1	13	13.0	13	0
BEARS	186	2294	12.3	64	12
OPPONENTS	192	2607	13.6	77	12

PUNTING	No	Yds	Avg	Net	TB	In	Lg	B
Green	77	3088	40.1				60	0
BEARS	77	3088	40.1				60	0
OPPONENTS	66	2693	40.8				60	

INTS	No	Yds	Avg	Lg	TD
Ford	5	46	9.2	24	0
Butkus	4	9	2.3	9	0
Taylor	3	69	23.0	39	0
Smith	3	48	16.0	27	0
Buffone	2	27	13.5	18	0
Brupbacher	2	34	17.0	34	0
Lyle	1	29	29.0	29	0
Gunn	1	5	5.0	5	0
Jeter	1	0	0.0	0	0
BEARS	22	267	12.1	39	0
OPPONENTS	28	465	16.6	89	1

KO RETURNS	No	Yds	Avg	Lg	TD
Turner	31	639	20.6	40	0
Smith	26	671	25.8	41	0
Butkus	2	15	7.5	12	0
BEARS	59	1325	22.5	41	0
OPPONENTS	32	818	25.6	102t	1

PUNT RET.	Ret	FC	Yds	Avg	Lg	TD
Smith	26	4	194	7.5	43	0
Turner	9	5	63	7.0	21	0
Lyle	1	0	5	5.0	5	0
BEARS	36	9	262	7.4	43	0
OPPONENTS	31	22	172	5.5	38	0

FGs	1-19	20-29	30-39	40-49	50+
Percival	4/	1/	5/	5/	0/
BEARS	4/	1/	5/	5/	0/
OPPONENTS	6/	9/	6/	3/	0/
Percival:	33,45,45,36,44,38,35,15,42,9,41,15				
34,12,22					
OPPONENTS:	32,29,42,14,23,9,15,28,49,29,10,22,30,12,37,9,27,43,35,37,33,27,25,27				

DEFENSE	(Top 10)	T	S	A	FF	FR	PD	Sa	Int
Butkus	117	68	49	3	3	NA	1.0	4	0
Holman	79	38	41	5	2	NA	9.0	0	0
Buffone	76	67	9	2	1	NA	1.0	2	0
Seals	74	59	15	0	1	NA	8.0	0	0
Brupbacher	61	50	11	3	3	NA	0.0	2	0
Smith	51	26	25	2	1	NA	0.0	3	0
O'Bradovich	49	30	19	2	1	NA	7.0	0	0
Ford	47	26	21	2	1	NA	0.0	5	0
Taylor	47	13	34	0	1	NA	0.0	3	0
Staley	37	20	17	0	1	NA	0.0	0	0
SACKS:	Holman 9.0, Seals 8.0, O'Bradovich 7.0, McGee 2.0, Buffone 1.0, Butkus 1.0								
TEAM	28.0, OPPONENTS 49.0								

USUAL STARTERS

Offense	Defense
WR.....Dick Gordon	RE.....Ed O'Bradovich
LT.....Randy Jackson	RT.....Bill Staley
LG.....Glen Holloway	LT.....George Seals
C.....Rich Coady	LE.....Willie Holman
RG.....James Cadile	WLB.....Ross Brupbacher
RT.....Steve Wright	MLB.....Dick Butkus
TE.....Bob Wallace	SLB.....Doug Buffone
WR.....George Farmer	RCB.....Joe Taylor
QB.....Bobby Douglass	LCB.....Charlie Ford
RB.....Don Shy	SS.....Ron Smith
FB.....Jim Grabowski	FS.....Jerry Moore

RANKINGS

Team Stats	Bears	Avg	Rank
Total Yards	3336	238.3	24
Rushing Yards	1434	102.4	23
Passing Yards	1902	135.9	18
Points Scored	185	13.2	25
	Opp	Avg	Rank
Total Yards	4520	322.9	23
Rushing Yards	2116	151.6	19
Passing Yards	2404	171.7	20
Points Scored	276	19.7	12



1972 CHICAGO BEARS STATISTICS

Record: 4-9-1, .321

4th Place, NFC Central

Head Coach: Abe Gibron

09/17 L	21-37	ATLANTA	55,701
09/24 T	13-13	L.A. RAMS	55,701
10/01 L	24-38	DETROIT	55,701
10/08 L	17-20	at Green Bay	56,263
10/15 W	17-0	at Cleveland	72,339
10/23 W	13-10	MINNESOTA	55,701
10/29 W	27-10	at St. Louis	50,464
11/05 L	0-14	at Detroit	54,418
11/12 L	17-23	GREEN BAY	55,701
11/19 L	21-34	SAN FRANCISCO	55,701
11/26 L	3-13	CINCINNATI	55,701
12/03 L	10-23	at Minnesota	49,784
12/10 W	21-12	at Philadelphia	65,720
12/17 L	21-28	at Oakland	54,711

	Bears	Opp
TOTAL FIRST DOWNS	190	224
Rushing	124	96
Passing	54	108
Penalty	12	20
3rd Down: Made/Att	62/181	76/192
3rd Down Pct.	34.3	39.6
4th Down: Made/Att	NA	NA
4th Down Pct.	NA	NA
TOTAL NET YARDS	3468	3923
Avg. Per Game	247.7	280.2
Total Plays	773	841
Avg. Per Play	4.5	4.7
NET YARDS RUSHING	2360	1751
Avg. Per Game	168.6	125.1
Total Rushes	536	476
NET YARDS PASSING	1108	2172
Avg. Per Game	79.1	155.1
Sacked/Yards Lost	32/175	23/173
Good Yards	1283	2345
Att./Comp.	205/78	342/180
Completion Pct.	38.0	52.6
Had Intercepted	13	21
PUNTS/AVERAGE	67/41.2	62/41.2
NET PUNTING AVG.	NA	NA
PENALTIES/YARDS	74/574	69/644
FUMBLES/BALL LOST	40/22	37/14
TOUCHDOWNS	27	31
Rushing	15	11
Passing	9	16
Returns	3	4

PASSING	Att	Cmp	Yds	Cmp%	Yd/Att	TD	TD%	Int	Int%	Lg	Sack/Lost	Rating
Douglass	198	75	1246	37.9	6.29	9	4.5	12	6.1	85t	32/175	49.8
Green	2	1	23	50.0	11.50	0	0.0	1	50.0	23	0/0	52.1
Huarte	5	2	14	40.0	2.80	0	0.0	0	0.0	8	0/0	47.9
BEARS	205	78	1283	38.0	6.26	9	4.4	13	6.3	85t	32/175	48.1
OPPONENTS	342	180	2345	52.6	6.66	16	4.7	21	6.1	64t	23/173	64.5

Score by Period	1	2	3	4	Tot
BEARS	35	43	54	93	225
OPPONENTS	76	100	53	46	275

SCORING	TDs:Ru-Pa-RK-PAT	FG	S	Pts
Percival	0 0 0 0	26/26	12/24	0 62
Douglass	8 8 0 0	0	0	48
Thomas	4 0 3 1	0	0	24
Harrison	3 2 1 0	0	0	18
Pinder	3 3 0 0	0	0	18
Farmer	2 0 2 0	0	0	12
Parsons	1 0 1 0	0	0	6
Seymour	1 0 1 0	0	0	6
Lawson	1 1 0 0	0	0	6
Kosins	1 0 1 0	0	0	6
Smith	1 0 0 1	0	0	6
Shy	1 1 0 0	0	0	6
Brupbacher	1 0 0 1	0	0	6
Butkus*	0 0 0 0	1/1	0	1

BEARS	27	15	9	3	27/27	12/24	0	225
OPPONENTS	31	11	16	4	30/31	19/26	1	275

*Butkus conversion on pass from Douglass

RUSHING	No	Yds	Avg	Lg	TD
Douglass	141	968	6.9	75t	8
Harrison	167	622	3.7	19	2
Shy	91	342	3.8	22	1
Pinder	87	300	3.4	19	3
Lawson	33	106	3.2	14	1
Butkus	1	28	28.0	28	0
Thomas	5	13	2.6	8	0
Kosins	3	5	1.7	3	0
Turner	3	0	0.0	11	0
Parsons	1	0	0.0	0	0
Huarte	1	-2	-2.0	-2	0
Seymour	1	-9	-9.0	-9	0
Farmer	2	-13	-6.5	-2	0
BEARS	536	2360	4.4	75t	15
OPPONENTS	476	1751	3.7	45t	11

RECEIVING	No	Yds	Avg	Lg	TD
Thomas	20	365	18.3	44	3
Farmer	14	380	27.1	85t	2
Seymour	10	165	16.5	35t	1
Shy	10	109	10.9	28	0
Lawson	8	120	15.0	40	1
Harrison	8	30	3.8	20	0
Turner	3	71	23.7	36	0
Kosins	2	15	7.5	8	1
Pinder	1	13	13.0	13	0
Wallace	1	9	9.0	9	0
Parsons	1	6	6.0	6t	1
BEARS	78	1283	16.5	85t	9
OPPONENTS	180	2345	13.0	64t	16

PUNTING	No	Yds	Avg	Net	TB	In	Lg	B
Green	67	2758	41.2				58	0
BEARS	67	2758	41.2				58	0
OPPONENTS	62	2668	43.0				64	1

INTS	No	Yds	Avg	Lg	TD
Ford	7	104	14.9	43	0
Taylor	4	0	0.0	0	0
Butkus	2	19	9.5	14	0
Jeter	2	0	0.0	0	0
Lyle	2	52	26.0	35	0
Buffone	1	0	0.0	0	0
Brupbacher	1	11	11.0	11	0
Je. Moore	1	5	5.0	5	0
Smith	1	2	2.0	2	0
BEARS	21	193	9.2	43	0
OPPONENTS	13	104	8.0	NA	1

KO RETURNS	No	Yds	Avg	Lg	TD
Smith	30	924	30.8	94t	1
Turner	16	409	25.6	57	0
Clemons	2	53	26.5	27	0
Holloway	1	28	28.0	28	0
Butkus	1	15	15.0	15	0
Pinder	1	14	14.0	14	0
Horton	1	3	3.0	3	0
Thomas*	0	82	0.0	82t	1
BEARS	52	1528	29.4	94t	2
OPPONENTS	42	1025	24.4	89	0

*Thomas took handoff from Smith at STL (10/29)

PUNT RET.	Ret	FC	Yds	Avg	Lg	TD
Smith	26	3	163	6.3	29	0
Clemons	2	3	15	7.5	10	0
BEARS	28	6	178	6.4	29	0
OPPONENTS	24	26	126	5.3	32	0

FGs	1-19	20-29	30-39	40-49	50+
Percival	6/6	3/4	2/4	1/9	0/1
BEARS	6/6	3/4	2/4	1/9	0/1
OPPONENTS	4/4	7/8	6/8	1/3	1/3
Percival:()	(45N,19G,45C)(15G,41N)(12G,48N,51N)(8G)(21G,20G)(30N,12G,32G)(35N,49N)(45N,38G)(48N)(9G)(45N,27G)(1)(23N,46N)				
OPPONENTS:	(22G,39G,36G)(20G,45G,47N)(35G)(26G,34N,37G)(1)(21G,27N)(15G)(1)(51G,21G,21G)(14G,39N,39G)(9G,14G,14G,30N)(33G,43N,54N)(0)				

DEFENSE	(Top 10)								
	T	S	A	FF	FR	PD	Sa	Int	
Butkus	190	106	84	NA	4	NA	1.0	2	
Buffone	158	96	62	NA	0	NA	1.0	1	
Brupbacher	122	66	56	NA	1	NA	3.0	1	
Osborne	82	54	28	NA	2	NA	5.0	0	
Ford	64	50	14	NA	1	NA	1.0	7	
Smith	58	44	14	NA	0	NA	0.0	1	
McGee	72	39	33	NA	0	NA	2.0	0	
Taylor	45	38	7	NA	0	NA	0.0	4	
Rice	53	34	19	NA	1	NA	3.0	0	
DeLong	50	28	22	NA	0	NA	3.0	0	
SACKS: Osborne 5.0, Brupbacher 3.0, DeLong 3.0, Rice 3.0, Gunn 2.0, Horton 2.0, McGee 2.0, Buffone 1.0, Butkus 1.0, Line 1.0									
TEAM 23.0, OPPONENTS 32.0									

Offense	USUAL STARTERS	Defense	Team Stats	RANKINGS
WR.....Jim Seymour	RE.....Steve DeLong	RT.....Bill Line	Total Yards.....3468.....247.7.....23	
LT.....Randy Jackson	LG.....Glen Holloway	LE.....Jim Osborne	Rushing Yards.....2360.....168.6.....4	
C.....Rich Coady	RG.....Tony McGee	WLB.....Ron Brupbacher	Passing Yards.....1108.....79.1.....26	
RG.....Bob Newton	MLB.....Dick Butkus	SLB.....Doug Buffone	Points Scored.....225.....16.1.....21	
RT.....Bob Asher	TE.....Earl Thomas	RCB.....Joe Taylor		
TE.....George Farmer	QB.....Bobby Douglass	LCB.....Charlie Ford		
QB.....Bobby Douglass	RB.....Cyril Pinder/Don Shy	SS.....Ron Smith		
RB.....Cyril Pinder/Don Shy	FB.....Jim Harrison	FS.....Jerry Moore		
FB.....Jim Harrison				



CHICAGO BEARS ALL-TIME RESULTS

1973 CHICAGO BEARS STATISTICS

Record: 3-11, .214

4th Place, NFC Central

Head Coach: Abe Gibron

09/16 L 17-20	DALLAS	50,955
09/23 L 13-22	MINNESOTA	52,035
09/30 W 33-14	at Denver	51,159
10/07 L 16-21	at New Orleans	56,561
10/14 L 6-46	at Atlanta	47,342
10/21 L 10-13	NEW ENGLAND	47,643
10/28 W 35-14	HOUSTON	43,755
11/04 W 31-17	at Green Bay	53,231
11/12 L 7-19	at Kansas City	70,664
11/18 L 7-30	DETROIT	48,625
11/25 L 13-31	at Minnesota	46,430
12/02 L 0-26	L.A. RAMS	47,620
12/09 L 7-40	at Detroit	41,729
12/16 L 0-21	GREEN BAY	29,157

	Bears	Opp.
TOTAL FIRST DOWNS	193	247
Rushing	97	138
Passing	77	90
Penalty	19	19
3rd Down: Made/Att	68/209	64/196
3rd Down Pct.	32.5	32.7
4th Down: Made/Att	NA	NA
4th Down Pct.	NA	NA
TOTAL NET YARDS	3129	4183
Avg. Per Game	223.5	298.8
Total Plays	848	898
Avg. Per Play	3.7	4.7
NET YARDS RUSHING	1907	2509
Avg. Per Game	136.2	179.2
Total Rushes	496	563
NET YARDS PASSING	1222	1674
Avg. Per Game	87.3	119.6
Sacked/Yards Lost	49/395	32/304
Gross Yards	1617	1978
Att./Comp.	303/136	303/156
Completion Pct.	44.9	51.5
Had Intercepted	16	14
PUNTS/AVERAGE	86/39.8	66/40.5
NET PUNTING AVG.	NA	NA
PENALTIES/YARDS	86/817	77/672
FUMBLES/BALL LOST	40/27	35/19
TOUCHDOWNS	22	37
Rushing	11	19
Passing	8	17
Returns	3	1

PASSING	Att	Cmp	Yds	Cmp%	Yd/Att	TD	TD%	Int	Int%	Lg	Sack/Lost	Rating
Douglass	174	81	1057	46.6	6.07	5	2.9	7	4.0	63	27/215	59.0
Hill	1	1	35	100.0	35.00	0	0.0	0	0.0	35	0/0	118.8
Huff	126	54	525	42.9	4.17	3	2.4	8	6.3	29t	22/180	36.6
Garrett	1	0	0	0.0	0.00	0	0.0	0	0.0	0	0/0	39.6
Thomas	1	0	0	0.0	0.00	0	0.0	1	100.0	0	0/0	0.0
BEARS	303	136	1617	44.9	5.34	8	2.6	16	5.3	63	49/395	48.5
OPPONENTS	303	156	1978	51.5	6.53	17	5.6	14	4.6	54t	32/304	71.6

Score by Period	1	2	3	4	Tot
BEARS	40	50	58	47	201
OPPONENTS	50	120	75	89	334

SCORING	TDs:Ru-Pa-RK-PAT	FG	S	Pts
Roder	0 0 0 0	11/11	8/16	0 35
Douglass	5 5 0 0	0	0	0 30
Garrett	5 5 0 0	0	0	0 30
Percival	0 0 0 0	10/11	6/8	0 28
Thomas	4 0 4 0	0	0	0 24
Harrison	3 1 2 0	0	0	0 18
Hill	2 0 0 2	0	0	0 12
Butkus	1 0 0 1	0	0	0 6
Farmer	1 0 1 0	0	0	0 6
Parsons	1 0 1 0	0	0	0 6
BEARS	22 11 8 3	21/22	14/24	0 195
OPPONENTS	37 19 17 1	35/37	25/38	1 334

RUSHING	No	Yds	Avg	Lg	TD
Garrett	175	655	3.8	35	5
Douglass	94	525	5.6	42	5
Harrison	100	370	3.7	17	1
Moore	58	191	3.3	25	0
Lawson	24	70	2.9	12	0
Kosins	24	65	2.7	7	0
Huff	11	22	2.0	8	0
Farmer	1	8	8.0	8	0
Sanderson	3	8	2.7	6	0
Thomas	1	5	5.0	5	0
Parsons	2	2	1.0	5	0
Hill	3	-14	-4.7	5	0
BEARS	496	1907	3.8	42	11
OPPONENTS	563	2509	4.5	53	19

RECEIVING	No	Yds	Avg	Lg	TD
Thomas	24	343	14.3	38	4
Garrett	23	292	12.7	39	0
Harrison	21	200	9.5	44t	2
Farmer	15	219	14.6	25	1
Cotton	13	186	14.3	63	0
Hill	10	119	11.9	18	0
Lawson	9	60	6.7	21	0
Reynolds	7	127	18.1	30	0
Sanderson	5	23	4.6	9	0
Kosins	4	8	2.0	10	0
Moore	3	17	5.7	6	0
Parsons	2	23	11.5	17	1
BEARS	136	1617	11.9	63	8
OPPONENTS	156	1978	12.7	54t	17

PUNTING	No	Yds	Avg	Net	TB	In	Lg	B
Green	82	3321	40.5				62	0
Parsons	4	106	26.5				33	0
BEARS	86	3427	39.8				62	0
OPPONENTS	566	2671	40.5				63	0

INTS	No	Yds	Avg	Lg	TD
Lyle	5	62	12.4	24	0
Buffone	3	22	7.3	22	0
Ford	2	50	25.0	41	0
Clemons	2	30	15.0	30	0
Butkus	1	0	0.0	0	0
Ellis	1	12	12.0	12	0
BEARS	14	176	12.6	41	0
OPPONENTS	16	335	20.9	95t	1

KO RETURNS	No	Yds	Avg	Lg	TD
Hill	27	637	23.6	95t	1
Garrett	16	486	30.4	67	0
Turner	8	127	15.9	84	0
Sanderson	2	44	22.0	25	0
Cotton	2	15	7.5	13	0
Parsons	2	15	7.5	15	0
Thomas*	0	12	0.0	12	0
Holloway	1	8	8.0	8	0
Osborne	1	0	0.0	0	0
BEARS	59	1344	22.8	95t	1
OPPONENTS	33	813	24.7	84	0

* Thomas took handoff from Hill at NO (10/7)

PUNT RET.	Ret	FC	Yds	Avg	Lg	TD
Hill	36	6	204	5.7	72	1
Moore	1	0	0	0.0	0	0
BEARS	37	6	204	5.5	72	1
OPPONENTS	40	26	294	7.4	42	0

FGs	1-19	20-29	30-39	40-49	50+
Percival	4/4	0/0	2/3	0/1	0/0
Roder	1/1	2/2	1/3	4/7	0/3
BEARS	5/5	2/2	3/6	4/8	0/3
OPPONENTS	6/6	6/6	8/12	5/12	0/2
Percival:	(33G)	(36N, 31G, 12G)	(12G, 10G)	(10G, 45N)	
Roder:	(47N)	(47G, 42G)	(56N, 17G, 40G, 28G)	(51N)	
(30G)	(42N, 37N)	(43G, 24G, 49B)	(39N)	(54N)	
OPPONENTS:	(25G, 36B, 11G)	(41G, 48N, 25G, 14G, 11G, 35G)	(41N, 34N, 33N)	(23G, 32G, 33G)	
(32G, 11G, 43N)	(25G)	(47G, 17G, 43G, 42G, 51N)	(26G, 41N)	(41G, 45N)	(52N, 30G, 16G, 39G, 26G)
(36G, 37G, 48N)	(32N)				

DEFENSE	(Top 10)	T	S	A	FF	FR	PD	Sa	Int
Chambers	132	101	31	NA	2	NA	9.0	0	0
Clemons	115	91	24	NA	1	NA	0.0	2	0
Buffone	102	83	19	NA	1	NA	1.0	3	0
Lyle	88	72	16	NA	1	NA	0.0	5	0
Butkus	90	64	28	NA	1	NA	0.0	1	0
Osborne	70	52	18	NA	1	NA	10.0	0	0
Rives	68	60	8	NA	1	NA	1.0	0	0
Taylor	67	54	13	NA	0	NA	0.0	0	0
McGee	61	48	13	NA	4	NA	1.0	0	0
Clark	54	43	11	NA	1	NA	0.0	0	0
SACKS:	Osborne 10.0, Chambers 9.0, Tom 5.0, Hrivnak 2.0, Buffone 1.0, Gunn 1.0, Holman 1.0, McGee 1.0, Rice 1.0, Rives 1.0								
TEAM	42.0								
OPPONENTS	49.0								

USUAL STARTERS

Offense	Defense
WR.....Earl Thomas	RE.....Mel Tom
LT.....Randy Jackson	RT.....Wally Chambers
LG.....Glen Holloway	LT.....Jim Osborne
C.....Rich Coady	LE.....Tomy McGee
RG.....Bob Newton	WLB.....Bob Pifferini
RT.....Bob Asher	MLB.....Dick Butkus
TE.....Craig Cotton	SLB.....Doug Buffone
WR.....George Farmer	RCB.....Joe Taylor
QB.....Bobby Douglass	LCB.....Charlie Ford
RB.....Carl Garrett	SS.....Craig Clemons
FB.....Jim Harrison	FS.....Garry Lyle

RANKINGS

Team Stats	Bears	Avg	Rank
Total Yards	3129	223.5	26
Rushing Yards	1907	136.2	15
Passing Yards	1222	87.3	24
Points Scored	195	13.9	24

	Opp	Avg	Rank
Total Yards	4183	298.8	17
Rushing Yards	2509	179.2	25
Passing Yards	1674	119.6	6
Points Scored	334	23.9	20



1974 CHICAGO BEARS STATISTICS

Record: 4-10, .286

4th Place, NFC Central

Head Coach: Abe Giron

09/15 W	17-9	DETROIT	55,202
09/22 L	21-23	N.Y. JETS	55,753
09/29 L	7-11	at Minnesota	46,619
10/06 W	24-10	NEW ORLEANS	55,753
10/13 L	10-13	at Atlanta	58,850
10/21 W	10-9	GREEN BAY	55,753
10/27 L	6-16	at Buffalo	80,024
11/03 L	0-17	MINNESOTA	55,753
11/10 L	3-20	at Green Bay	48,273
11/17 L	0-34	SAN FRANCISCO	55,753
11/24 L	17-34	at Detroit	47,376
12/01 W	16-13	N.Y. GIANTS	55,753
12/08 L	21-28	at San Diego	36,997
12/15 L	0-42	at Washington	54,395

	Bears	Opp
TOTAL FIRST DOWNS	203	231
Rushing	92	104
Passing	96	102
Penalty	15	25
3rd Down: Made/Att	66/218	68/203
3rd Down Pct.	30.3	33.5
4th Down: Made/Att	NA	NA
4th Down Pct.	NA	NA
TOTAL NET YARDS	3200	3818
Avg. Per Game	228.6	272.7
Total Plays	866	873
Avg. Per Play	3.7	4.4
NET YARDS RUSHING	1480	1739
Avg. Per Game	105.7	123.6
Total Rushes	434	519
NET YARDS PASSING	1720	2079
Avg. Per Game	122.9	149.1
Sacked/Yards Lost	36/359	25/171
Gross Yards	2079	2250
Att./Comp.	396/185	329/174
Completion Pct.	46.7	52.9
Had Intercepted	22	18
PUNTS/AVERAGE	91/37.7	77/38.5
NET PUNTING AVG.	88/37.0	77/32.2
PENALTIES/YARDS	88/679	74/601
FUMBLES/BALL LOST	35/15	28/14
TOUCHDOWNS	18	33
Rushing	10	17
Passing	8	12
Returns	0	4

PASSING	Att	Cmp	Yds	Cmp%	Yd/Att	TD	TD%	Int	Int%	Lg	Sack/Lost	Rating
Huff	283	142	1663	50.2	5.88	6	2.1	17	6.0	73t	24/260	40.9
Douglass	100	41	387	41.0	3.87	2	2.0	4	4.0	40	9/69	42.4
Barnes	9	2	29	22.2	3.22	0	0.0	1	11.1	24	3/30	0.9
Parsons	1	0	0	0.0	0.0	0	0.0	0	0.0	0	0/0	39.6
Hill	1	0	0	0.0	0.0	0	0.0	0	0.0	0	0/0	39.6
Hodgins	1	0	0	0.0	0.0	0	0.0	0	0.0	0	0/0	39.6
Rather	1	0	0	0.0	0.0	0	0.0	0	0.0	0	0/0	39.6
BEARS	396	185	2079	46.7	5.25	8	2.0	22	5.6	73t	36/359	46.5
OPPONENTS	529	174	2250	52.9	6.84	12	3.6	18	5.5	69	25/171	64.0

Score by Period	1	2	3	4	OT	Tot
BEARS	40	27	34	51	0	152
OPPONENTS	44	102	49	84	0	279

SCORING	TDs:Ru-Pa-RK-PAT	FG	S	Pts
Roder	0 0 0 0	17/18	9/13	0 44
Rather	3 0 3 0	0	0	0 18
Grandberry	2 2 0 0	0	0	0 12
Huff	2 2 0 0	0	0	0 12
Garrett	2 1 1 0	0	0	0 12
Harrison	1 1 0 0	0	0	0 6
Douglass	1 1 0 0	0	0	0 6
Kosins	1 1 0 0	0	0	0 6
Williams	1 1 0 0	0	0	0 6
C. Taylor	1 1 0 0	0	0	0 6
Hill	1 0 1 0	0	0	0 6
Parsons	1 0 1 0	0	0	0 6
Wade	1 0 1 0	0	0	0 6
Wheeler	1 0 1 0	0	0	0 6
BEARS	18 10 8 0	17/18	9/13	0 152
OPPONENTS	37 12 4 29/33	16/23	6/7	0 279

RUSHING	No	Yds	Avg	Lg	TD
Grandberry	144	475	3.3	31	2
Garrett	96	346	3.6	19	1
Douglass	36	229	6.4	17	1
Williams	74	218	2.9	12	1
Harrison	36	94	2.6	16	1
Huff	23	37	1.6	11	2
Kosins	8	30	3.8	12	1
Barnes	1	19	19.0	19	0
C. Taylor	9	18	2.0	9	1
Gagnon	1	15	15.0	15	0
Rather	2	10	5.0	14	0
Hodgins	1	3	3.0	3	0
Rives	1	2	2.0	2	0
Pagac	1	-1	-1.0	-1	0
Wade	1	-15	-15.0	-15	0
BEARS	434	1480	3.4	31	10
OPPONENTS	519	1739	3.4	66	17

RECEIVING	No	Yds	Avg	Lg	TD
Wade	39	683	17.5	73t	1
Grandberry	30	212	7.1	40	0
Rather	29	400	13.8	59	3
Williams	25	167	6.7	13	0
Garrett	16	132	8.3	20	1
Kelly	8	100	12.5	24	1
Hill	7	109	15.6	28	1
Pagac	6	79	13.2	24	0
Wheeler	5	59	11.8	19	1
Farmer	5	45	9.0	17	0
Harrison	5	38	7.6	14	0
Gagnon	4	20	5.0	16	0
C. Taylor	3	23	7.6	8	0
Parsons	2	9	4.5	5	1
Kosins	1	3	3.0	3	0
BEARS	185	2079	11.2	73t	8
OPPONENTS	174	2250	12.9	69	12

PUNTING	No	Yds	Avg	Net	TB	In	Lg	B
Parsons	90	3408	37.8				59	1
Barnes	1	27	27.0				27	0
BEARS	91	3435	37.7				59	1
OPPONENTS	77	2961	38.5				61	0

INTS	No	Yds	Avg	Lg	TD
Clemons	4	84	21.0	37	0
Lyle	3	57	19.0	36	0
Ellis	3	32	10.7	19	0
Montgomery	2	56	28.0	33	0
Knox	2	26	13.0	21	0
Bryant	2	11	5.5	11	0
J. Taylor	1	27	27.0	27	0
Buffone	1	0	0.0	0	0
BEARS	18	293	16.3	37	0
OPPONENTS	22	225	10.2	44	1

KO RETURNS	No	Yds	Avg	Lg	TD
C. Taylor	27	567	21.0	38	0
Grandberry	22	568	25.8	60	0
Pagac	3	53	17.6	21	0
Gagnon	2	32	16.0	16	0
Van Valkenburg	1	20	20.0	20	0
Gallagher	1	16	16.0	16	0
Kinney	1	0	0.0	0	0
BEARS	57	1256	22.0	69	0
OPPONENTS	35	700	20.0	33	0

PUNT RET.	Ret	FC	Yds	Avg	Lg	TD
Hill	33	NA	183	5.5	15	0
Knox	5	NA	35	7.0	12	0
Van Valkenburg	4	NA	22	5.5	14	0
Hodgins	2	NA	8	4.0	8	0
BEARS	44	NA	248	5.6	15	0
OPPONENTS	58	NA	633	10.9	95t	1

FGs	1-19	20-29	30-39	40-49	50+
Roder	0/0	4/5	3/5	2/3	0/0
BEARS	0/0	4/5	3/5	2/3	0/0
OPPONENTS	0/1	5/6	9/11	2/3	0/2
Roder: (29G)(46N)(30G)(37G)(23G)(42G,28G)(44G,20N,36N)(33N)(38G)(24G)(0)					
OPPONENTS: (53N)(19B,39G)(32C,31N)(23N,21G)(35G,31G)(34G,33G,36G)(47G,55N,36N,25G,36G)(23G)(45G,24G)(42B)(22G,32G)(0)(0)					

DEFENSE	(Top 10)	T	S	A	FF	FR	PD	Sa	Int
Buffone	132	98	34	NA	NA	NA	0.0	1	0
Clemons	120	88	32	NA	NA	NA	0.0	4	0
Gunn	117	80	37	NA	NA	NA	1.0	0	0
Chambers	113	79	34	NA	NA	NA	6.0	0	0
Bryant	110	69	41	NA	NA	NA	3.0	2	0
Lyle	107	79	28	NA	NA	NA	0.0	3	0
Ellis	96	80	16	NA	NA	NA	0.0	3	0
Osborne	91	67	24	NA	NA	NA	3.0	0	0
J. Taylor	68	51	17	NA	NA	NA	0.0	1	0
Rives	65	37	28	NA	NA	NA	1.0	0	0
SACKS: Chambers 6.0, Tom 4.0, Osborne 3.0, Bryant 3.0, Harris 2.0, Hrivnak 2.0, Gunn 1.0, Hultz 1.0, Knox 1.0, Rives 1.0, Gallagher 1.0									
TEAM	25.0	OPPONENTS	36.0						

USUAL STARTERS

Offense	Defense
WR.....Charles Wade	RE.....G. Hrivnak / M. Tom
LT.....Lionel Antoine	LT.....Wally Chambers
LG.....Ernie Janet	LT.....Jim Osborne
C.....Rich Coady	LE.....Dave Gallagher
RG.....Bob Newton	WLB.....Jimmy Gunn
RT.....Bob Asher	MLB.....D. Rives / W. Bryant
TE.....Fred Pagac	SLB.....Doug Buffone
WR.....Bo Rather	RCB.....Joe Taylor
QB.....Gary Huff	LCB.....Allan Ellis
RB.....Ken Grandberry	SS.....Craig Clemons
FB.....Perry Williams	FS.....Gary Lyle

RANKINGS

Team Stats	Bears	Avg	Rank
Total Yards	3200	228.6	25
Rushing Yards	1480	105.7	23
Passing Yards	1720	122.9	23
Points Scored	152	10.9	25
Opp	Bears	Avg	Rank
Total Yards	3818	272.7	9
Rushing Yards	1739	123.6	18
Passing Yards	2079	149.1	19
Points Scored	279	19.9	17



CHICAGO BEARS ALL-TIME RESULTS

1975 CHICAGO BEARS STATISTICS

Record: 4-10, .286

T-3rd Place, NFC Central

Head Coach: Jack Pardee

09/21 L	7-35	BALTIMORE	54,152
09/28 W	15-13	PHILADELPHIA	54,392
10/05 L	3-28	at Minnesota	48,446
10/12 L	7-27	at Detroit	74,032
10/19 L	3-34	at Pittsburgh	47,579
10/27 L	9-13	MINNESOTA	57,455
11/02 L	13-46	MIAMI	57,455
11/09 W	27-14	GREEN BAY	57,455
11/16 L	3-31	at San Francisco	47,484
11/23 L	10-38	at L.A. Rams	64,979
11/30 L	7-28	at Green Bay	56,267
12/07 W	25-21	DETROIT	53,234
12/14 L	20-34	ST. LOUIS	53,169
12/21 W	42-17	at New Orleans	51,142

	Bears	Opp
TOTAL FIRST DOWNS	190	282
Rushing	74	118
Passing	99	143
Penalty	17	21
3rd Down: Made/Att	53/198	87/222
3rd Down Pct.	26.8	39.2
4th Down: Made/Att	NA	NA
4th Down Pct.	NA	NA
TOTAL NET YARDS	3492	4576
Avg. Per Game	249.4	326.9
Total Plays	829	981
Avg. Per Play	4.2	4.7
NET YARDS RUSHING	1653	2070
Avg. Per Game	118.1	147.9
Total Rushes	441	547
NET YARDS PASSING	1839	2506
Avg. Per Game	131.4	179.0
Sacked/Yards Lost	32/330	35/319
Gross Yards	2169	2825
Att./Comp.	356/191	399/208
Completion Pct.	53.7	52.1
Had Intercepted	23	13
PUNTS/AVERAGE	94/39.0	86/41.4
NET PUNTING AVG.	NA	NA
PENALTIES/YARDS	100/881	78/723
FUMBLES/BALL LOST	35/17	29/14
TOUCHDOWNS	22	48
Rushing	11	25
Passing	9	22
Returns	2	1

PASSING	Att	Cmp	Yds	Cmp%	Yd/Att	TD	TD%	Int	Int%	Lg	Sack/Lost	Rating
Avellini	126	67	942	53.2	7.48	6	4.8	11	8.7	57	13/144	57.4
Huff	205	114	1083	55.6	5.28	3	1.5	9	4.4	49	16/168	57.1
Douglass	20	8	87	40.0	4.35	0	0.0	2	10.0	34	2/13	14.0
Adamle	2	2	57	100.0	28.50	0	0.0	0	0.0	44	1/5	119.0
Grim	1	0	0	0.0	0.00	0	0.0	0	0.0	0	0/0	39.6
Parsons	1	0	0	0.0	0.00	0	0.0	0	0.0	0	0/0	39.6
Payton	1	0	0	0.0	0.00	0	0.0	1	100.0	0	0/0	0.0
BEARS	356	191	2169	53.7	4.74	9	2.5	23	6.5	57	32/330	47.9
OPPONENTS	399	208	2825	52.1	5.92	22	5.5	13	3.3	79	35/319	74.8

Score by Period	1	2	3	4	OT	Tot
BEARS	37	45	49	60	0	191
OPPONENTS	65	137	72	105	0	379

SCORING	TDs	Run	P	AK	PAT	FG	S	Pts
Thomas	0	0	0	0	18/22	13/22	0	57
Payton	7	7	0	0	0	0	0	42
Latta	3	0	3	0	0	0	0	18
Grim	2	0	2	0	0	0	0	12
Rather	2	0	2	0	0	0	0	12
Edwards	1	0	1	0	0	0	0	6
Parsons	1	0	1	0	0	0	0	6
Douglass	1	1	0	0	0	0	0	6
Adamle	1	1	0	0	0	0	0	6
Harper	1	1	0	0	0	0	0	6
Avellini	1	1	0	0	0	0	0	6
Clemons	1	0	0	1	0	0	0	6
Livers	1	0	0	1	0	0	0	6
Hartenstine	0	0	0	0	0	0	1	2
BEARS	22	11	9	2	18/22	13/22	1	191
OPPONENTS	48	25	22	1	147/48	14/18	1	379

RUSHING	No	Yds	Avg	Lg	TD
Payton	196	679	3.5	54	7
Harper	100	453	4.5	32	1
Adamle	94	353	3.8	21	1
Edwards	27	73	2.7	16	0
Douglass	5	34	6.8	18	1
Musso	6	33	5.5	16	0
Rather	4	24	6.0	18	0
Huff	5	7	1.4	10	0
Avellini	4	-3	-0.8	1	1
BEARS	441	1653	3.7	54	11
OPPONENTS	547	2070	3.8	43	25

RECEIVING	No	Yds	Avg	Lg	TD
Rather	39	685	17.6	54	2
Payton	33	213	6.5	40	0
Grim	28	374	13.4	57	2
Harper	27	191	7.1	27	0
Latta	16	202	12.6	34	3
Adamle	15	111	7.4	25	0
Parsons	13	184	14.2	28	1
Edwards	11	86	7.8	14	1
Schubert	5	68	13.6	16	0
Farmer	2	32	16.0	17	0
Jackson	1	17	17.0	17	0
Sevy	1	6	6.0	6	0
BEARS	191	2169	11.4	57	9
OPPONENTS	208	2825	13.6	79	22

PUNTING	No	Yds	Avg	Net	TB	In	Lg	B
Parsons	93	3625	39.0					60
Payton	1	39.0	39.0					39
BEARS	94	3664	39.0					60
OPPONENTS	86	3560	41.4					62

INTS	No	Yds	Avg	Lg	TD
Clemons	2	109	54.5	76t	1
Plank	2	50	25.0	29	0
Livers	2	40	20.0	20t	1
Ellis	2	4	2.0	4	0
Babinecz	1	15	15.0	15	0
Buffone	1	12	12.0	12	0
Gunn	1	5	5.0	5	0
Gersbach	1	4	4.0	4	0
Ely	1	2	2.0	2	0
BEARS	13	241	18.5	76t	2
OPPONENTS	23	235	10.2	38	0

KO RETURNS	No	Yds	Avg	Lg	TD
Livers	27	529	19.6	34	0
Payton	14	444	31.7	70	0
Douthitt	13	333	25.6	64	0
Schubert	9	146	16.2	25	0
Knox	5	67	13.4	21	0
Harper	4	67	16.8	18	0
Adamle	1	27	27.0	27	0
Vactor	1	25	25.0	25	0
Rather	1	6	6.0	6	0
BEARS	75	1644	21.9	70	0
OPPONENTS	43	893	20.8	88	0

PUNT RET.	Ret	FC	Yds	Avg	Lg	TD
Livers	42	0	456	10.9	39	0
Schubert	6	1	33	5.5	16	0
Plank	3	1	23	7.7	12	0
Knox	1	0	0	0.0	0	0
Vactor	0	1	0	0.0	-	0
BEARS	52	3	512	9.8	39	0
OPPONENTS	49	20	303	6.2	34	0

FGs	1-19	20-29	30-39	40-49	50+
Thomas	0/0	3/7	5/6	4/7	1/2
BEARS	0/0	3/7	5/6	4/7	1/2
OPPONENTS	2/2	3/3	4/6	4/4	1/3
Thomas:	(1)(44G,24G,26G)(46G)(1)(32G,43N)(43B)(20B,27G,31G)(34G,25N,48G)(27B,33G)(55G)(1)(36G,49N,41G,27B)(51N)(35N)				
OPPONENTS:	(1)(44G,43G)(1)(35N)(37G,18G)(52G,46G)(39G,32G,35G)(23G,51N)(27G)(1)(33N)(40G,29G)(50N,19G)				

DEFENSE	T	S	A	FF	FR	PD	Sa	Int
Plank	123	74	49	1	0	8	1.0	2
Bryant	112	74	38	0	3	5	0.0	0
Chambers	108	80	28	1	0	4	14.0	0
Buffone	99	65	34	5	1	7	0.0	1
Clemons	98	72	36	0	1	4	0.0	2
Ely	91	54	37	0	1	4	0.0	1
Stillwell	67	42	25	0	0	0	6.0	0
Hartenstine	61	36	25	1	2	3	5.0	0
Ellis	51	36	15	0	0	15	0.0	2
Osborne	48	34	14	3	0	0	7.0	0
SACKS:	Chambers 14.0, Osborne 7.0, Stillwell 6.0, Hartenstine 5.0, Harris 1.0, Plank 1.0, Team 1.0							
TEAM	35.0	OPPONENTS	32.0					

USUAL STARTERS

Offense	Defense
WR.....Bob Grim	RE.....Richard Harris
LT.....Lionel Antoine	RT.....Wally Chambers
LG.....Noah Jackson	LT.....Roger Stillwell
C.....Dan Peiffer	LE.....Mike Hartenstine
RG.....Mark Nordquist	WLB.....Waymond Bryant
RT.....Jeff Sevy	MLB.....Larry Ely
TE.....Bob Parsons	SLB.....Doug Buffone
WR.....Bo Rother	RCB.....V. Livers/N. Wilson
QB.....Gary Huff	LCB.....Allan Ellis
RB.....W. Payton/M. Adamle	SS.....Doug Plank
FB.....Roland Harper	FS.....Craig Clemons

RANKINGS

Team Stats	Bears	Avg	Rank
Total Yards	3492	249.4	24
Rushing Yards	1653	118.1	22
Passing Yards	1839	131.4	23
Points Scored	191	13.6	24

	Opp	Avg	Rank
Total Yards	4576	326.9	17
Rushing Yards	2070	147.9	17
Passing Yards	2506	179.0	22
Points Scored	379	27.1	25



1976 CHICAGO BEARS STATISTICS

Record: 7-7, .500

2nd Place, NFC Central

Head Coach: Jack Pardee

09/12 W 10-3	DETROIT	57,359
09/19 W 19-12	at San Francisco	46,699
09/26 L 0-10	ATLANTA	56,969
10/03 W 33-7	WASHINGTON	57,359
10/10 L 19-20	at Minnesota	48,446
10/17 L 12-20	at L.A. Rams	76,651
10/24 L 21-31	at Dallas	64,902
10/31 W 14-13	MINNESOTA	57,359
11/07 L 27-28	OAKLAND	57,359
11/14 W 24-13	GREEN BAY	57,359
11/21 L 10-14	at Detroit	80,638
11/28 W 16-10	at Green Bay	56,267
12/05 W 34-7	at Seattle	64,735
12/12 L 14-28	DENVER	57,359

	Bears	Opp
TOTAL FIRST DOWNS	201	249
Rushing	115	103
Passing	67	128
Penalty	19	18
3rd Down: Made/Att	70/212	80/222
3rd Down Pct.	33.0	36.0
4th Down: Made/Att	NA	NA
4th Down Pct.	NA	NA
TOTAL NET YARDS	3843	4201
Avg. Per Game	274.5	300.1
Total Plays	880	971
Avg. Per Play	4.4	4.3
NET YARDS RUSHING	2363	1984
Avg. Per Game	168.8	141.7
Total Rushes	578	522
NET YARDS PASSING	1480	2217
Avg. Per Game	105.7	158.4
Sacked/Yards Lost	24/225	49/395
Gross Yards	1705	2612
Att./Comp.	278/123	401/200
Completion Pct.	44.2	49.9
Had Intercepted	15	24
PUNTS/AVERAGE	100/37.3	85/36.3
NET PUNTING AVG.	100/31.7	85/31.0
PENALTIES/YARDS	114/984	87/699
FUMBLES/BALL LOST	24/13	37/23
TOUCHDOWNS	31	25
Rushing	20	10
Passing	9	15
Returns	2	0

PASSING	Att	Cmp	Yds	Cmp%	Yd/Att	TD	TD%	Int	Int%	Lg	Sack/Lost	Rating
Avellini	271	118	1580	43.5	5.83	8	3.0	15	5.5	63	24/225	49.7
Carter	5	3	77	60.0	15.40	1	20.0	0	0.0	55t	0/0	145.0
Parsons	2	2	48	100.0	24.00	0	0.0	0	0.0	25	0/0	119.0
BEARS	278	123	1705	44.2	6.13	9	3.2	15	5.4	63	24/225	52.6
OPPONENTS	5401	200	2612	49.9	6.51	15	3.7	24	6.0	75	49/395	58.1

Score by Period	1	2	3	4	OT	Tot
BEARS	69	47	99	38	0	253
OPPONENTS	23	80	34	79	0	216

SCORING	TDs:Ru-Pa-RK-PAT	FG	S	Pts
Payton	13 13 0 0		0	78
Thomas	0 0 0 0	27/31	12/25	0 63
Scott	6 0 6 0		0	36
Musso	4 4 0 0	1	26	
Harper	3 2 1 0		0	18
Adamle	1 0 1 0		1	8
Avellini	1 1 0 0		0	6
Hartenstine	1 0 0 1		0	6
Burks	1 0 1 0		0	6
Ellis	1 0 0 1		0	6
BEARS	31 20 9 2	27/31	12/25	2 253
OPPONENTS	25 10 15 0	13/25	25/25	0 216

RUSHING	No	Yds	Avg	Lg	TD
Payton	311	1390	4.5	60	13
Harper	147	625	4.3	28	2
Musso	57	200	3.5	11	4
Adamle	33	93	2.8	12	0
Avellini	18	58	3.2	15	1
Schreiber	4	15	3.8	11	0
Rather	1	4	4.0	4	0
Parsons	1	2	2.0	2	0
Carter	1	0	0.0	0	0
Scott	2	-4	-2.0	3	0
Latta	2	-8	-4.0	-3	0
Baschnagel	1	-12	-12.0	-12	0
BEARS	578	2363	4.1	60	20
OPPONENTS	522	1984	3.8	31	10

RECEIVING	No	Yds	Avg	Lg	TD
Harper	29	291	10.0	39	1
Scott	26	512	19.7	63	6
Latta	18	254	14.1	58	0
Payton	15	149	9.9	34	0
Baschnagel	13	226	17.4	58	0
Rather	5	33	6.6	7	0
Schubert	4	74	18.5	25	0
Adamle	4	28	7.0	12	1
Musso	4	26	6.5	9	0
Shanklin	2	32	16.0	35	0
Burks	1	55	55.0	55t	1
Schreiber	1	16	16.0	16	0
Parsons	1	9	9.0	9	0
BEARS	123	1705	13.9	63	9
OPPONENTS	200	2612	13.1	75	15

PUNTING	No	Yds	Avg	Net	TB	In	Lg	B
Parsons	99	3726	37.6	32.2	8	20	62	1
BEARS	100	3726	37.3	32.2	8	20	62	1
OPPONENTS	85	3085	36.3	31.0	9	17	69	0

INTS	No	Yds	Avg	Lg	TD
Brupbacher	7	49	7.0	25	0
Ellis	6	47	7.8	22	1
Plank	4	31	7.8	15	0
Livers	3	34	11.3	18	0
Bryant	2	6	3.0	3	0
Clemons	1	28	28.0	28	0
Chambers	1	8	8.0	8	0
Hartenstine	0	12	12.0	12	1
BEARS	24	215	9.0	28	2
OPPONENTS	15	213	14.2	67	0

KO RETURNS	No	Yds	Avg	Lg	TD
Baschnagel	29	754	26.0	48	0
Adamle	11	179	16.3	30	0
Harper	6	119	19.8	30	0
Livers	1	14	14.0	14	0
Musso	2	18	9.0	17	0
Schubert	1	3	3.0	3	0
Payton	1	0	0.0	0	0
BEARS	51	1087	21.3	48	0
OPPONENTS	54	969	17.9	38	0

PUNT RET.	Ret	FC	Yds	Avg	Lg	TD
Livers	28	0	205	7.3	51	0
Schubert	11	5	60	5.5	14	0
Baschnagel	2	1	2	1.0	3	0
Adamle	1	0	2	2.0	2	0
Knox	1	0	0	0.0	0	0
BEARS	43	6	269	6.3	51	0
OPPONENTS	44	20	346	7.9	45	0

FGs	1-19	20-29	30-39	40-49	50+
Thomas	0/0	3/3	4/6	5/11	0/5
BEARS	0/0	3/3	4/6	5/11	0/5
OPPONENTS	1/1	7/8	2/8	3/7	0/1
Thomas:(51N,27G)(45N,35G)(45N)(47G,34G,39G,35G)(52N)(50N,42G,48N,42N)(40N)(33N,31N)(44G)(52N,45G)(42G,25G,22G)(45N,51N)(40N)(45G)(27G,31N)(21G)(38N,38N,49N,38N,45G)(1)(29G,39G)(44G,52N,37G)(22G)(24G,24G)(43N)(37N,19G,27G)(48N)(45G,40N,31N)(0)(27N)					

DEFENSE (Top 10)	T	S	A	FF	FR	PD	Sa	Int
Rives	165	112	53	3	2	5	3.0	0
Clemons	130	94	36	2	1	6	0.0	1
Plank	130	90	40	4	4	12	0.0	1
Bryant	115	80	35	2	2	7	3.0	2
Chambers	102	80	22	3	0	1	8.0	1
Hartenstine	86	56	30	1	3	5	3.0	0
Osborne	79	59	20	2	0	2	15.0	0
Rydalch	70	53	17	1	1	0	7.0	0
Brupbacher	65	45	20	1	3	10	1.5	7
Ellis	64	58	6	1	0	11	0.0	6
Stallicks: Osborne 15.0, Chambers 8.0, Rydalch 7.0, Stillwell 5.5, Bryant 3.0, Hartenstine 3.0, Rives 3.0, Meyers 2.5, Brupbacher 1.5, Berry 0.5								
TEAM	49.0	30.0	24.0	1.0	1.0	1.0	0.0	0.0

USUAL STARTERS

Offense	Defense
WR.....Brian Baschnagel	RE.....Roger Stillwell
LT.....Lionel Antoine	RT.....Wally Chambers
LG.....Noah Jackson	LT.....Jim Osborne
C.....Dan Neal	LE.....Mike Hartenstine
RG.....Revie Sorey/Jeff Sevy	WLB.....Waymond Bryant
RT.....Jeff Sevy/Dennis Lick	MLB.....Don Rives
TE.....Greg Latta	SLB.....Ross Brupbacher
WR.....James Scott	RCB.....Virgil Livers
QB.....Bob Avellini	LCB.....Allan Ellis
RB.....Walter Payton	SS.....Doug Plank
FB.....Roland Harper	FS.....Craig Clemons

RANKINGS

Team Stats	Bears	Avg	Rank
Total Yards	3843	274.5	20
Rushing Yards	2362	168.8	6
Passing Yards	1480	105.7	28
Points Scored.....	253	18.1	17

	Opp	Avg	Rank
Total Yards	4201	300.1	17
Rushing Yards	1984	141.7	13
Passing Yards	2217	158.4	12
Points Scored.....	216	15.4	8



CHICAGO BEARS ALL-TIME RESULTS

1977 CHICAGO BEARS STATISTICS

Record: 9-5, .643

2nd Place, NFC Central

Head Coach: Jack Pardee

09/18 W 30-20	DETROIT	57,359
09/25 L 13-16	at St. Louis	51,392
10/02 L 24-42	NEW ORLEANS	57,359
10/10 W 24-23	L.A. RAMS	57,359
10/16 L 16-22	at Minnesota	48,446
10/23 L 10-16	ATLANTA	57,359
10/30 W 26-0	at Green Bay	56,267
11/06 L 0-47	at Houston	51,177
11/13 W 28-27	KANSAS CITY	57,359
11/20 W 10-7	MINNESOTA	57,359
11/24 W 31-14	at Detroit	75,185
12/04 W 10-0	at Tampa Bay	50,284
12/11 W 21-10	GREEN BAY	57,359
12/18 W 12-9	ot at N.Y. Giants	76,626
12/26 L 7-37	at Dallas	64,758

	Bears	Opp.
TOTAL FIRST DOWNS	247	241
Rushing	141	124
Passing	94	106
Penalty	12	11
3rd Down: Made/Att	NA	NA
3rd Down Pct.	NA	NA
4th Down: Made/Att	NA	NA
4th Down Pct.	NA	NA
TOTAL NET YARDS	4655	4285
Avg. Per Game	332.5	306.1
Total Plays	930	947
Avg. Per Play	5.0	4.5
NET YARDS RUSHING	2811	2158
Avg. Per Game	200.8	154.1
Total Rushes	599	544
NET YARDS PASSING	1844	2127
Avg. Per Game	131.7	151.9
Sacked/Yards Lost	26/226	27/207
Gross Yards	2070	2334
Att./Comp.	305/161	377/182
Completion Pct.	52.8	48.3
Had Intercepted	18	18
PUNTS/AVERAGE	82/39.4	93/39.1
NET PUNTING AVG.	82/35.1	93/31.7
PENALTIES/YARDS	97/852	83/671
FUMBLES/BALL LOST	36/17	27/13
TOUCHDOWNS	31	27
Rushing	18	14
Passing	11	7
Returns	2	6

PASSING	Att	Cmp	Yds	Cmp%	Yd/Att	TD	TD%	Int	Int%	Lg	Sack/Lost	Rating
Avellini	293	154	2004	52.6	6.84	11	3.8	18	6.1	75t	23/200	61.7
Parsons	4	4	61	100.0	15.25	0	0.0	0	0.0	32	0/0	119.0
Phipps	5	3	5	60.0	1.00	0	0.0	0	0.0	10	3/26	64.6
Harper	2	0	0	0.0	0.00	0	0.0	0	0.0	0	0/0	39.6
Baschnagel	1	0	0	0.0	0.00	0	0.0	0	0.0	0	0/0	39.6
BEARS	305	161	2070	52.8	6.79	11	3.6	18	5.9	75	26/226	61.8
OPPONENTS	377	182	2334	48.3	6.19	7	1.9	18	4.8	85	27/207	54.5

Score by Period	1	2	3	4	OT	Tot
BEARS	50	56	37	109	3	255
OPPONENTS	60	73	37	77	6	253

SCORING	TDs:Ru-Pa-RK-PAT	FG	S	Pts
Payton	16 14 2 0	0/0 0/0	0	69
Thomas	0 0 0 0	27/30 14/27	0	96
Latta	4 0 4 0	0	24	
Scott	3 0 3 0	0	18	
Musso	2 2 0 0	0	12	
Rather	2 0 2 0	0	12	
Schubert	1 0 0 1	0	6	
Baschnagel	1 0 0 1	0	6	
Avellini	1 1 0 0	0	6	
Earl	1 1 0 0	0	6	
BEARS	31 18 11 2	27/30 14/27	0	255
OPPONENTS	27 14 7 6	26/26 21/29	0	253

RUSHING	No	Yds	Avg	Lg	TD
Payton	339	1852	5.5	73	14
Harper	120	457	3.8	19	0
Earl	56	233	4.2	34	1
Musso	37	132	3.6	13	2
Avellini	37	109	2.9	21	1
Best	6	20	3.3	6	0
Scott	1	10	10.0	10	0
Baschnagel	1	0	0.0	0	0
Evans	1	0	0.0	0	0
Rather	1	-2	-2.0	-2	0
BEARS	599	2811	4.7	73	18
OPPONENTS	544	2158	4.0	61	14

RECEIVING	No	Yds	Avg	Lg	TD
Scott	50	809	16.2	72t	3
Payton	27	269	10.0	75t	2
Latta	26	335	12.9	37t	4
Harper	19	142	7.5	34	0
Rather	17	294	17.3	42	2
Schubert	8	119	14.9	32	0
Earl	6	32	5.3	10	0
Baschnagel	4	50	12.5	25	0
Musso	3	13	4.3	21	0
Rivera	1	7	7.0	7	0
BEARS	161	2070	12.9	75t	11
OPPONENTS	182	2334	12.8	85	7

PUNTING	No	Yds	Avg	Net	TB	In	Lg	B
Parsons	80	3232	40.4	35.1	7	17	58	2
BEARS	82	3232	39.4	35.1	7	17	58	2
OPPONENTS	93	3636	39.1	31.7	11	22	69	0

INTS	No	Yds	Avg	Lg	TD
Ellis	6	23	3.8	11	0
Fencik	4	33	8.3	23	0
Plank	4	32	8.0	20	0
Livers	2	29	14.5	29	0
Buffone	1	12	12.0	12	0
Hicks	1	9	9.0	9	0
BEARS	18	138	7.7	29	0
OPPONENTS	18	171	9.5	57	1

KO RETURNS	No	Yds	Avg	Lg	TD
Baschnagel	23	557	24.2	84t	1
Evans	13	253	19.5	30	0
Best	6	127	21.2	29	0
Musso	5	100	20.0	33	0
Walterscheid	3	59	19.7	22	0
Harper	3	44	14.7	22	0
Payton	2	95	47.5	68	0
Earl	2	38	19.0	25	0
BEARS	57	1275	22.3	84t	1
OPPONENTS	52	1010	19.4	85t	1

PUNT RET.	Ret	FC	Yds	Avg	Lg	TD
Schubert	31	10	291	9.4	70t	1
Walterscheid	6	1	59	9.8	14	0
Livers	6	1	46	7.7	21	0
Baschnagel	3	2	54	18.0	42	0
Plank	1	0	21	21.0	21	0
BEARS	47	14	471	10.0	70t	1
OPPONENTS	42	15	216	5.1	37	0

FGs	1-19	20-29	30-39	40-49	50+
-----	------	-------	-------	-------	-----

B. Thomas	0/0	6/9	6/10	2/6	0/2
BEARS	0/0	6/9	6/10	2/6	0/2
OPPONENTS	2/2	8/9	8/10	3/7	0/1
Thomas	39N,35G,23G,29G,21G,33G,47N,38G,41N,4				
OG,47G,20G,44N,39N,29N,37G,56N,31N,					
39G,29N,53N,32G,44N,32G,23N,36N,28G					

DEFENSE	(Top 10)	T	S	A	FF	FR	PD	Sa	Int
Fencik	133	93	40	1	0	7	0	0	4
Rives	89	61	28	0	1	0	0	0	0
Bryant	85	63	22	1	2	2	1	5	0
Rydalch	77	54	23	1	1	1	9	5	0
Plank	71	43	28	0	0	4	1	0	4
Buffone	67	48	19	0	0	5	1	0	1
Livers	56	45	11	0	1	16	0	2	2
Hartenstine	55	34	21	1	3	4	1	0	0
Ellis	51	47	4	0	0	13	0	0	6
Osborne	49	32	17	0	0	0	4	0	0

SACKS: Rydalch 9.5, Newsome 5.0, Osborne 4.0, Sevy 2.0, Bryant 1.5, Buffone 1.0, Hartenstine 1.0, Meyers 1.0, Muckensturm 1.0, Plank 1.0

TEAM 27.0, OPPONENTS 26.0

USUAL STARTERS

Offense	Defense
WR.....Bo Rather	RE.....Billy Newsome
LT.....Ted Albrecht	RT.....Ron Rydalch
LG.....Noah Jackson	LT.....Jim Osborne
C.....Dan Peiffer	LE.....Mike Hartenstine
RG.....Revie Sorey	WLB.....Waymond Bryant
RT.....Dennis Lick	MLB.....Tom Hicks
TE.....Greg Latta	SLB.....Doug Buffone
WR.....James Scott	RCB.....Virgil Livers
QB.....Bob Avellini	LCB.....Allan Ellis
RB.....Walter Payton	SS.....Gary Fencik
FB.....Roland Harper	FS.....Doug Plank

Team Stats	Bears	Avg
Total Yards	4655	332.5
Rushing Yards	2811	200.8
Passing Yards	1844	131.7
Points Scored	255	18.2
	Opp	Avg
Total Yards	4285	306.1
Rushing Yards	2158	154.1
Passing Yards	2127	151.9
Points Scored	253	18.1



1978 CHICAGO BEARS STATISTICS

Record: 7-9, .438

T-3rd Place, NFC Central

Head Coach: Neill Armstrong

09/03W	17-10	ST. LOUIS	52,791		
09/10W	16-13	at San Francisco	49,502		
09/17W	19-0	at Detroit	65,982		
09/25L	20-24	MINNESOTA	53,561		
10/01L	19-25	ot OAKLAND	52,848		
10/08L	14-24	at Green Bay	55,352		
10/16L	7-16	at Denver	75,008		
10/22L	19-33	at Tampa Bay	68,146		
10/29L	17-21	DETROIT	53,378		
11/05L	29-31	SEATTLE	50,697		
11/12L	14-17	at Minnesota	43,286		
11/19W	13-7	ATLANTA	46,022		
11/26W	14-3	TAMPA BAY	42,373		
12/04L	7-40	at San Diego	48,492		
12/10W	14-0	GREEN BAY	34,306		
12/16W	14-10	at Washington	49,774		

	Bears	Opp
TOTAL FIRST DOWNS	262	282
Rushing	136	128
Passing	99	134
Penalty	27	20
3rd Down: Made/Att	89/248	75/240
3rd Down Pct.	35.9	31.3
4th Down: Made/Att	NA	NA
4th Down Pct.	NA	NA
TOTAL NET YARDS	4459	4680
Avg. Per Game	278.7	292.5
Total Plays	1020	1044
Avg. Per Play	4.4	4.5
NET YARDS RUSHING	2526	2174
Avg. Per Game	157.9	135.9
Total Rushes	634	568
NET YARDS PASSING	1933	2506
Avg. Per Game	120.8	156.6
Sacked/Yards Lost	34/288	40/351
Gross Yards	2221	2857
Att./Comp.	352/186	436/239
Completion Pct.	52.8	54.8
Had Intercepted	28	17
PUNTS/AVERAGE	96/37.0	97/35.4
NET PUNTING AVG.	96/32.2	97/30.4
PENALTIES/YARDS	101/958	101/800
FUMBLES/BALL LOST	22/8	32/16
TOUCHDOWNS	29	33
Rushing	19	15
Passing	7	16
Returns	3	2

PASSING	Att	Cmp	Yds	Cmp%	Yd/Att	TD	TD%	Int	Int%	Lg	Sack/Lost	Rating
Avellini	264	141	1718	53.4	6.51	5	1.9	16	6.1	61	26/208	54.6
Phipps	83	44	465	53.0	5.60	2	2.4	10	12.0	35	6/55	38.0
Evans	3	1	38	33.3	12.67	0	0.0	1	33.3	38	2/25	42.1
Parsons	1	0	0	0.0	0.00	0	0.0	0	0.0	0	0/0	39.6
Harper	1	0	0	0.0	0.00	0	0.0	0	0.0	0	0/0	39.6
BEARS	352	186	2221	52.8	6.31	7	2.0	28	8.0	61	34/288	45.7
OPPONENTS	436	239	2857	54.8	6.55	16	3.7	17	3.9	58	40/351	71.1

Score by Period	1	2	3	4	OT	Tot
BEARS	30	55	93	75	0	253
OPPONENTS	71	69	47	81	6	274

SCORING	TDs:Ru-Pa-RK-PAT	FG	S	Pts	
Thomas	0 0 0 0	0	26/29	17/22	0 77
Payton	11 11 0 0	0			0 66
Harper	8 6 2 0	0			0 48
Scott	5 0 5 0	0			0 30
Avellini	2 2 0 0	0			0 12
Spivey	1 0 0 1	0			0 6
Livers	1 0 0 1	0			0 6
Schubert	1 0 0 1	0			0 6
Hart	0 0 0 0	1			1 2
BEARS	29 19 7 3	26/29	17/22	1	253
OPPONENTS	33 15 16	228/NA16/NA	0	274	

RUSHING	No	Yds	Avg	Lg	TD
Payton	333	1395	4.2	76	11
Harper	240	992	4.1	31	6
Avellini	34	54	1.6	10	2
Phipps	13	34	2.6	10	0
Evans	6	23	3.8	13	0
Earl	3	17	5.7	9	0
Best	2	11	5.5	6	0
Morris	1	0	0.0	0	0
Parsons	1	0	0.0	0	0
Baschnagel	1	0	0.0	0	0
BEARS	634	2526	4.0	76	19
OPPONENTS	564	2174	3.9	67	15

RECEIVING	No	Yds	Avg	Lg	TD
Payton	50	480	9.6	61	0
Harper	43	340	7.9	33	2
Scott	42	759	18.1	59	5
Richards	27	379	14.0	52	0
Latta	15	159	10.6	21	0
Schubert	4	51	12.8	19	0
Baschnagel	2	29	14.5	22	0
Rather	1	15	15.0	15	0
Cobb	1	7	7.0	7	0
Earl	1	1	1.0	1	0
BEARS	186	2221	11.9	61	7
OPPONENTS	239	2857	12.0	55	16

PUNTING	No	Yds	Avg	Net	TB	IN	Lg	B
Parsons	96	3549	37.0	32.2	8	18	54	0
BEARS	96	3549	37.0	32.2	8	18	54	0
OPPONENTS	97	3437	35.4	30.4	10	25	61	2

INTS	No	Yds	Avg	Lg	TD
Fencik	4	77	19.3	59	0
Livers	3	86	28.7	60	1
Buffone	3	22	7.3	16	0
Schmidt	2	23	11.5	23	0
Rives	2	8	4.0	8	0
Plank	1	0	0.0	0	0
Gaines	1	0	0.0	0	0
Walterscheid	1	0	0.0	0	0
BEARS	17	216	12.7	60	1
OPPONENTS	28	312	11.1	63	1

KO RETURNS	No	Yds	Avg	Lg	TD
Baschnagel	20	455	22.8	36	0
Walterscheid	11	335	30.5	81	0
Gaines	10	240	24.0	37	0
Morgan	5	110	22.0	24	0
Schubert	4	80	20.0	27	0
Earl	3	48	16.0	20	0
Skibinski	3	36	12.0	20	0
Spivey	2	34	17.0	23	0
Latta	2	14	7.0	8	0
Muckensturm	1	6	6.0	6	0
BEARS	61	1358	22.3	81	0
OPPONENTS	52	1146	22.0	43	0

PUNT RET.	Ret	FC	Yds	Avg	Lg	TD
Schubert	27	21	229	8.5	73t	1
Livers	10	0	31	3.1	13	0
Walterscheid	3	0	24	8.0	11	0
Baschnagel	1	1	2	2.0	2	0
BEARS	41	22	286	7.0	73t	1
OPPONENTS	45	23	295	6.6	21	0

FGs	1-19	20-29	30-39	40-49	50+
Thomas	0/0	7/7	9/11	1/4	0/0
BEARS	0/0	7/7	9/11	1/4	0/0
OPPONENTS	0/0	4/4	6/8	6/7	0/0
Thomas:	39G, 32G, 44G, 38G, 28G, 27G, 32G, 25G, 24G, 44N, 21G, 27G, 23G, 33G, 36G, 39G, 39B, 45N, 32G, 37G, 41N, 39B				

DEFENSE	(Top 10)	T	S	A	FF	FR	PD	Sa	Int
Fencik	130	95	35	2	2	10	0	0	4
Campbell	110	82	28	3	2	6	3	0	0
Plank	70	52	18	5	3	4	0	0	1
Hartenstine	70	44	26	2	3	2	6	0	0
Hicks	67	51	16	0	1	3	0	0	0
Rives	67	44	23	1	1	2	0	0	2
Buffone	65	45	20	0	0	2	2	0	3
Livers	61	55	6	1	1	1	9	0	3
Schmidt	51	44	7	1	1	9	0	0	2
Osborne	50	37	13	1	0	2	4	0	0
Page	50	35	15	2	0	3	11	5	0
SACKS:	Page 11.5, Hart 7.5, Hartenstine 6.0, Osborne 4.0, Campbell 3.0, Buffone 2.0, Meyers 2.0, Rydallch 2.0, Herron 1.0, Shearer 1.0								
TEAM	40.0	OPPONENTS	34.0						

USUAL STARTERS

Offense
 WR.....James Scott
 LT.....Ted Albrecht
 LG.....Noah Jackson
 C.....Dan Neal
 RG.....Revie Sorey
 RT.....Dennis Lick
 TE.....Greg Latta
 WR.....Golden Richards
 QB.....Bob Avellini
 RB.....Walter Payton
 FB.....Roland Harper

Defense
 RE.....Mike Hartenstine
 RT.....Alan Page
 LT.....Jim Osborne
 LE.....Tommy Hart
 WLB.....Gary Campbell
 MLB.....T. Hicks/D. Rives
 SLB.....Doug Buffone
 RCB.....Virgil Livers
 LCB.....Terry Schmidt
 FS.....Gary Fencik
 SS.....Doug Plank

Team Stats	Bears	Avg
Total Yards	4459	278.7
Rushing Yards	2526	157.9
Passing Yards	1933	120.8
Points Scored	253	15.8
	Opp	Avg
Total Yards	4680	292.5
Rushing Yards	2174	135.9
Passing Yards	2506	156.6
Points Scored	274	17.1



CHICAGO BEARS ALL-TIME RESULTS

1979 CHICAGO BEARS STATISTICS

Record: 10-6, .625

2nd Place, NFC Central

Head Coach: Neill Armstrong

09/02 W	6-3	GREEN BAY	56,515
09/09 W	26-7	MINNESOTA	53,231
09/16 L	20-24	at Dallas	64,056
09/23 L	16-31	at Miami	66,011
09/30 L	13-17	TAMPA BAY	55,258
10/07 W	7-0	at Buffalo	73,383
10/14 L	7-27	NEW ENGLAND	54,128
10/21 L	27-30	at Minnesota	41,164
10/28 W	28-27	at San Francisco	42,773
11/04 W	35-7	DETROIT	50,108
11/11 W	27-23	L.A. RAMS	51,483
11/18 W	23-13	N.Y. JETS	52,635
11/22 L	0-20	at Detroit	66,219
12/02 W	14-0	at Tampa Bay	69,508
12/09 W	15-14	at Green Bay	54,207
12/16 W	42-6	ST. LOUIS	42,810

PLAYOFFS

12/23 L	17-27	at Philadelphia	69,397
---------	-------	-----------------	--------

	Bears	Opp.
TOTAL FIRST DOWNS	262	272
Rushing	140	100
Passing	98	148
Penalty	24	24
3rd Down: Made/Att	93/253	87/242
3rd Down Pct.	36.8	36.0
4th Down: Made/Att	NA	NA
4th Down Pct.	NA	NA
TOTAL NET YARDS	4637	4506
Avg. Per Game	289.8	281.6
Total Plays	1028	1024
Avg. Per Play	4.5	4.4
NET YARDS RUSHING	2486	1978
Avg. Per Game	155.4	123.6
Total Rushes	627	519
NET YARDS PASSING	2151	2528
Avg. Per Game	134.4	158.0
Sacked/Yards Lost	31/278	47/380
Gross Yards	2429	2908
Att./Comp.	373/195	458/222
Completion Pct.	52.3	48.5
Had Intercepted	16	29
PUNTS/AVERAGE	93/37.5	90/37.8
NET PUNTING AVG.	93/31.8	90/31.6
PENALTIES/YARDS	100/816	104/864
FUMBLES/BALL LOST	21/13	25/14
TOUCHDOWNS	37	31
Rushing	17	9
Passing	16	21
Returns	4	1

Score by Period	1	2	3	4	OT	Tot
BEARS	59	84	65	98	0	306
OPPONENTS	48	72	50	79	0	249

SCORING	TDs	Ru	Pa	RK	PAT	FG	S	Pts
Payton	16	14	2	0	0	0	96	
Thomas	0	0	0	0	34/37	16/27	0	82
Williams	6	1	5	0	0	0	36	
Watts	4	0	3	1	0	0	24	
Scott	3	0	3	0	0	0	18	
Baschnagel	2	0	2	0	0	0	12	
Richards	1	0	1	0	0	0	6	
Evans	1	1	0	0	0	0	6	
McClendon	1	1	0	0	0	0	6	
Schubert	1	0	0	1	0	0	6	
Schmidt	1	0	0	1	0	0	6	
Hicks	1	0	0	1	0	0	6	
Team	0	0	0	0	0	1	2	
BEARS	37	17	16	4	34/37	16/27	306	
OPPONENTS	31	9	21	1	28/31	12/20	249	

RUSHING	No	Yds	Avg	Lg	TD
Payton	369	1610	4.4	43	14
Williams	127	401	3.2	16	1
McClendon	37	160	4.3	33	1
Earl	35	132	3.8	12	0
Evans	12	72	6.0	17	1
Phipps	27	51	1.9	12	0
Deloplaine	7	18	2.6	6	0
Buffone	1	14	14.0	14	0
Perrin	5	14	2.8	5	0
Skibinski	3	10	3.3	4	0
Avellini	3	10	3.3	5	0
Watts	1	-6	-6.0	-6	0
BEARS	627	2486	4.0	43	17
OPPONENTS	519	1978	3.8	61	9

RECEIVING	No	Yds	Avg	Lg	TD
Williams	42	354	8.4	54	5
Payton	31	313	10.1	65t	2
Baschnagel	30	452	15.1	54	2
Watts	24	421	17.5	68t	3
Scott	21	382	18.2	64	3
Latta	15	131	8.7	25	0
Earl	8	56	7.0	19	0
Cobb	6	91	15.1	33	0
McClendon	6	27	4.5	13	0
Richards	5	107	21.4	52	1
Schubert	2	29	14.5	15	0
Deloplaine	2	13	6.5	15	0
Perrin	1	27	27.0	27	0
Buffone	1	22	22.0	22	0
Skibinski	1	4	4.0	4	0
BEARS	195	2429	12.5	68t	16
OPPONENTS	222	2908	13.1	55	21

PUNTING	No	Yds	Avg	Net	TB	In	Lg	B
Parsons	92	3486	37.9	31.8	6	26	54	1
BEARS	93	3486	37.5	31.8	6	26	54	1
OPPONENTS	90	3406	37.8	31.6	12	9	54	1

INTS	No	Yds	Avg	Lg	TD
Schmidt	6	44	7.3	20t	1
Fencik	6	31	5.2	17	0
Hicks	3	85	28.3	66t	1
Ellis	3	67	22.3	22	0
Plank	3	33	11.0	22	0
Livers	2	41	20.5	30	0
Buffone	2	11	5.5	11	0
Gaines	1	38	38.0	38	0
Campbell	1	32	32.0	32	0
Walterscheid	1	15	15.0	15	0
Muckensturm	1	5	5.0	5	0
BEARS	29	402	13.9	66t	2
OPPONENTS	16	240	15.0	78	0

KO RETURNS	No	Yds	Avg	Lg	TD
Walterscheid	19	427	22.5	44	0
Watts	14	289	20.6	83t	1
Baschnagel	12	260	21.7	32	0
Schubert	2	45	22.5	27	0
Perrin	1	13	13.0	13	0
McClendon	1	12	12.0	12	0
Latta	1	8	8.0	8	0
Herron	1	0	0.0	0	0
BEARS	51	1054	20.7	83t	1
OPPONENTS	59	1252	21.2	56	0

PUNT RET.	Ret.	FC	Yds	Avg	Lg	TD
Schubert	25	10	238	9.5	77t	1
Walterscheid	14	5	96	6.9	14	0
Baschnagel	0	3	0	0.0	-	0
BEARS	39	18	334	8.6	77t	1
OPPONENTS	54	12	404	7.5	77	0

FGs	1-19	20-29	30-39	40-49	50+
Thomas	1/1	4/7	9/11	2/7	0/1
BEARS	1/1	4/7	9/11	2/7	0/1
OPPONENTS	1/1	7/7	2/5	2/6	0/1
Thomas: (44N, 25G, 19G) (47N, 34G) (30G, 32G, 36G) (34G, 42G) (29N, 44N) (23G, 23G) (51N, 27N) (38G, 35G) (42G) (31N) (34G, 33G, 33N, 28N, 44G) (47N, 46N)					

DEFENSE	(Top 10)	T	S	A	FF	FR	PD	SA	Int
Muckensturm	111	69	42	1	2	1	3	0	1
Plank	108	72	36	4	1	7	0	0	3
Fencik	103	73	30	0	1	9	0	0	6
Campbell	92	63	29	1	1	2	4	0	1
Page	74	49	25	0	1	1	10	0	0
Hicks	74	48	26	1	2	2	0	0	3
Hampton	70	48	22	1	2	3	4	5	0
Osborne	66	54	12	0	2	1	10	5	0
Hartenstine	60	40	20	1	1	1	8	0	0
Walterscheid	57	44	13	2	1	3	4	0	1
SACKS: Osborne 10.5, Page 10.0, Hartenstine 8.0, Hampton 4.5, Campbell 4.0, Walterscheid 4.0, Muckensturm 3.0, Gaines 1.0, Herron 1.0									
TEAM 47.0, OPPONENTS 31.0									

PASSING	Att	Cmp	Yds	Cmp%	Yd/Att	TD	TD%	Int%	Lg	Sack/Lost	Rating	
PHILIPS	255	134	1535	52.5	6.02	9	3.5	8	3.1	68t	17/154	69.7
Evans	63	32	508	50.8	8.06	4	6.3	5	7.9	65	8/75	66.1
Avellini	51	27	310	52.9	6.08	2	3.9	3	5.9	54	6/49	59.9
Payton	1	1	54	100.0	54.00	1	100.0	0	0.0	54t	0/0	158.3
Parsons	2	1	22	50.0	11.00	0	0.0	0	0.0	22	0/0	89.6
Baschnagel	1	0	0	0.0	0.00	0	0.0	0	0.0	0	0/0	39.6
BEARS	373	195	2429	52.3	6.51	16	4.3	16	4.3	68t	31/278	69.2
OPPONENTS	545	222	2908	48.5	6.35	21	4.6	29	6.3	55	47/380	58.1

USUAL STARTERS

Offense

WR.....J. Scott/R. Watts
LT.....Ted Albrecht
LG.....Noah Jackson
C.....Dan Neal
RG.....Revie Sorey
RT.....Dennis Lick
TE.....Mike Cobb
WR.....Brian Baschnagel
QB.....Mike Phipps
RB.....Walter Payton
FB.....Dave Williams

Defense

RE.....Mike Hartenstine
RT.....Alan Page
LT.....Jim Osborne
LE.....Dan Hampton
WLB.....Gary Campbell
MLB.....Tom Hicks
SLB.....Jerry Muckensturm
RCB.....Virgil Livers
LCB.....Terry Schmidt
SS.....Gary Fencik
FS.....Doug Plank

Team Stats

Bears	Avg
Total Yards	4637
Rushing Yards	2486
Passing Yards	2151
Points Scored	306
Opp	Avg
Total Yards	4506
Rushing Yards	1978
Passing Yards	2528
Points Scored	249



1980 CHICAGO BEARS STATISTICS

Record: 7-9, .438

3rd Place, NFC Central

Head Coach: Neill Armstrong

09/07 L	6-12	at Green Bay	54,381
09/14 W	22-3	NEW ORLEANS	63,523
09/21 L	14-34	MINNESOTA	59,983
09/28 L	3-38	at Pittsburgh	53,987
10/06 W	23-0	TAMPA BAY	61,350
10/12 L	7-13	at Minnesota	46,751
10/19 W	24-7	DETROIT	58,508
10/26 L	14-17	at Philadelphia	68,752
11/03 L	21-27	at Cleveland	83,224
11/09 W	35-21	WASHINGTON	57,159
11/16 L	6-10	HOUSTON	59,390
11/23 L	17-28	at Atlanta	49,164
11/27 W	23-17	ot at Detroit	75,397
12/07 W	61-7	GREEN BAY	57,176
12/14 L	14-17	ot CINCINNATI	48,808
12/20 W	14-13	at Tampa Bay	55,298

	Bears	Opp
TOTAL FIRST DOWNS	286	285
Rushing	139	111
Passing	121	149
Penalty	26	25
3rd Down: Made/Att	105/248	98/236
3rd Down Pct.	42.3	41.5
4th Down: Made/Att	NA	NA
4th Down Pct.	NA	NA
TOTAL NET YARDS	4835	4907
Avg. Per Game	302.2	306.7
Total Plays	1016	1003
Avg. Per Play	4.8	4.9
NET YARDS RUSHING	2440	2015
Avg. Per Game	152.5	125.9
Total Rushes	579	506
NET YARDS PASSING	2395	2892
Avg. Per Game	149.7	180.8
Sacked/Yards Lost	33/274	46/379
Gross Yards	2669	3271
Att./Comp.	404/209	451/238
Completion Pct.	51.7	52.8
Had Intercepted	25	17
PUNTS/AVERAGE	79/40.6	82/39.0
NET PUNTING AVG.	79/32.8	82/34.6
PENALTIES/YARDS	100/842	129/1109
FUMBLES/BALL LOST	23/14	32/14
TOUCHDOWNS	38	32
Rushing	22	10
Passing	13	20
Returns	3	2

PASSING	Att	Cmp	Yds	Cmp%	Yd/Att	TD	TD%	Int	Int%	Lg	Sack/Lost	Rating
Evans	278	148	2039	53.2	7.33	11	4.0	16	5.8	89t	26/205	66.1
Phipps	122	61	630	50.0	5.16	2	1.6	9	7.4	56	7/69	39.8
Payton	3	0	0	0.0	0.00	0	0.0	0	0.0	0	0/0	39.6
Parsons	1	0	0	0.0	0.00	0	0.0	0	0.0	0	0/0	39.6
BEARS	404	209	2669	51.7	6.61	13	3.2	25	6.2	89t	33/274	57.6
OPPONENTS	451	238	3271	52.8	7.25	20	4.4	17	3.8	76t	46/379	75.1

Score by Period	1	2	3	4	OT	Tot
BEARS	51	77	77	93	6	304
OPPONENTS	57	79	51	68	9	264

SCORING	TDs:Ru-Pa-RK-PAT	FG	S	Pts			
Thomas	0	0	0	35/37	13/18	0	74
Evans	8	8	0	0	0	0	48
Payton	7	6	1	0	0	0	42
Harper	5	5	0	0	0	0	30
Scott	3	0	3	0	0	0	18
Earl	3	0	3	0	0	0	18
Phipps	2	2	0	0	0	0	12
Fisher	2	0	2	0	0	0	12
Watts	2	0	2	0	0	0	12
Baschnagel	2	0	2	0	0	0	12
Page	1	0	0	1	1	1	8
Williams	1	0	0	1	0	0	6
Walterscheid	1	0	0	1	0	0	6
McClendon	1	1	0	0	0	0	6
BEARS	38	22	13	35/37	13/18	1	304
OPPONENTS	32	20	20	23/30	14/27	0	264

RUSHING	No	Yds	Avg	Lg	TD
Payton	317	1460	4.6	69	6
Harper	113	404	3.6	13	5
Evans	60	306	5.1	58	8
McClendon	10	88	8.8	48	1
Williams	26	57	2.2	14	0
Skibinski	13	54	4.2	8	0
Suhey	22	45	2.0	10	0
Phipps	15	38	2.5	9	2
Parsons	2	4	2.0	4	0
Watts	1	-16	-16.0	-16	0
BEARS	579	2440	4.2	69	22
OPPONENTS	506	2015	4.0	56	10

RECEIVING	No	Yds	Avg	Lg	TD
Payton	46	367	8.0	54	1
Scott	36	696	19.3	64	3
Baschnagel	28	396	14.1	37	2
Watts	22	444	20.2	89t	2
Williams	22	132	6.0	18	0
Earl	18	223	12.4	28	3
Fisher	12	203	16.9	56	2
Suhey	7	60	8.6	21	0
Harper	7	31	4.4	16	0
Skibinski	5	18	3.6	8	0
Haines	4	83	20.8	18	0
Cobb	2	16	8.0	9	0
BEARS	209	2669	12.8	89t	13
OPPONENTS	238	3271	13.7	76t	20

PUNTING	No	Yds	Avg	Net	TB	In	Lg	B
Parsons	79	3207	40.6	32.8	10	16	61	0
BEARS	79	3207	40.6	32.8	10	16	61	0
OPPONENTS	82	3197	39.0	34.6	4	16	65	0

INTS	No	Yds	Avg	Lg	TD
Walterscheid	4	84	21.0	36	1
Campbell	3	36	12.0	15	0
Wilson	2	4	2.0	4	0
Muckensturm	2	2	1.0	2	0
Plank	1	20	20.0	20	0
Hicks	1	8	8.0	8	0
Fencik	1	8	8.0	8	0
Schmidt	1	0	0.0	0	0
Page	1	0	0.0	0	0
Ellis	1	0	0.0	0	0
BEARS	17	162	9.5	36	1
OPPONENTS	25	161	6.4	41	1

KO RETURNS	No	Yds	Avg	Lg	TD
Williams	27	666	24.7	95t	1
Suhey	19	409	21.4	31	0
Fisher	3	32	10.7	15	0
Watts	1	12	12.0	12	0
Walterscheid	1	12	12.0	12	0
McClendon	1	11	11.0	11	0
Earl	1	11	11.0	11	0
Herron	1	5	5.0	5	0
Haines	1	0	0.0	0	0
Ulmer	1	-2	-2.0	-2	0
BEARS	56	1153	20.6	95t	1
OPPONENTS	58	1251	21.6	54	0

PUNT RET.	Ret	FC	Yds	Avg	Lg	TD
Walterscheid	33	11	239	7.2	25	0
Lusby	4	1	14	3.5	14	0
Watts	2	0	20	10.0	11	0
Suhey	1	0	4	4.0	4	0
Plank	1	0	0	0.0	0	0
BEARS	41	12	277	6.8	25	0
OPPONENTS	46	7	415	9.0	56	0

FGs	1-19	20-29	30-39	40-49	50+
Thomas	1/1	5/5	4/8	3/4	0/0
BEARS	1/1	5/5	4/8	3/4	0/0
OPPONENTS	1/2	7/8	3/8	3/8	0/0
0/1(Thomas:(42G,34G)(37G,34G,38N)(0)(28G)(30G,32N,44G,29G)(0)(18G)(30N,47N)(35N)(0)(27G,22G)(41G)(24G)(0)(0))					

DEFENSE (Top 10)	T	S	A	FF	FR	PD	Sa	Int
Fencik	125	94	31	0	3	8	1.0	1
Campbell	121	88	33	1	2	3	3.0	3
Muckensturm	120	101	19	0	1	1	3.0	2
Hicks	107	83	24	0	0	1	1.0	1
Plank	81	53	28	2	3	0	0.0	1
Hampton	73	56	17	2	0	1	11.5	0
Walterscheid	71	53	18	2	1	1	1.0	4
Page	68	50	18	0	2	4	9.5	1
Hartenstine	66	54	12	1	0	4	6.0	0
Osborne	65	54	11	1	2	5	8.0	0
SACKS: Hampton 11.5, Page 9.5, Osborne 8.0, Hartenstine 6.0, Campbell 3.0, Muckensturm 3.0, Wilson 2.0, Fencik 1.0, Hicks 1.0, Walterscheid 1.0								
TEAM 46.0, OPPONENTS 33.0								

USUAL STARTERS

Offense

WR.....James Scott
LT.....Ted Albrecht
LG.....Noah Jackson
C.....Dan Neal
RG.....Reville Sorey
RT.....Dennis Lick
TE.....Robin Earl
WR.....Brian Baschnagel
QB.....Vince Evans
RB.....Walter Payton
FB.....Roland Harper

Defense

RE.....Mike Hartenstine
RT.....Alan Page
LT.....Jim Osborne
LE.....Dan Hampton
WLB.....Gary Campbell
MLB.....Tom Hicks
SLB.....Jerry Muckensturm
RCB.....Allan Ellis
LCB.....Terry Schmidt
SS.....Gary Fencik
FS.....Doug Plank

Team Stats

	Bears	Avg
Total Yards	4835	302.2
Rushing Yards	2440	152.5
Passing Yards	2395	2892
Points Scored	304	17.6

Opp

	Opp	Avg
Total Yards	4907	306.7
Rushing Yards	2015	125.9
Passing Yards	2892	180.8
Points Scored	264	16.5



CHICAGO BEARS ALL-TIME RESULTS

1981 CHICAGO BEARS STATISTICS

Record: 6-10, .375

5th Place, NFC Central

Head Coach: Neill Armstrong

09/06 L	9-16	GREEN BAY	62,411
09/13 L	17-28	at San Francisco	49,520
09/20 W	28-17	TAMPA BAY	60,130
09/28 L	7-24	L.A. RAMS	62,461
10/04 L	21-24	at Minnesota	43,827
10/11 L	7-24	WASHINGTON	57,683
10/19 L	17-48	at Detroit	71,273
10/25 W	20-17	ot SAN DIEGO	52,905
11/01 L	10-20	at Tampa Bay	63,688
11/08 W	16-13	ot at Kansas City	60,605
11/15 L	17-21	at Green Bay	55,338
11/22 L	7-23	DETROIT	50,082
11/26 L	9-10	at Dallas	63,499
12/06 W	10-9	MINNESOTA	50,766
12/13 W	23-6	at Oakland	40,384
12/20 W	35-24	DENVER	40,125

		Bears	Opp.
TOTAL FIRST DOWNS		278	290
Rushing		126	120
Passing		126	144
Penalty		26	26
3rd Down: Made/Att	95/268	73/233	
3rd Down Pct.	35.4	31.3	
4th Down: Made/Att	NA	NA	
4th Down Pct.	NA	NA	
TOTAL NET YARDS		4633	5394
Avg. Per Game		289.6	337.1
Total Plays		1134	1076
Avg. Per Play		4.1	5.0
NET YARDS RUSHING		2171	2146
Avg. Per Game		135.7	134.1
Total Rushes		608	521
NET YARDS PASSING		2462	3248
Avg. Per Game		153.9	203.0
Sacked/Yards Lost	35/266	31/279	
Gross Yards		2728	3527
Att./Comp.	489/222	525/233	
Completion Pct.	45.4	44.4	
Had Intercepted	23	18	
PUNTS/AVERAGE		114/39.7	98/40.7
NET PUNTING AVG.		33.3	33.3
PENALTIES/YARDS		121/996	119/947
FUMBLES/BALL LOST		37/17	33/22
TOUCHDOWNS		31	39
Rushing		13	13
Passing		14	23
Returns		4	3

Score by Period	1	2	3	4	OT	Tot
BEARS	41	71	55	80	6	253
OPPONENTS	83	83	63	95	0	324

SCORING	Tds	Ru	Pa	RK	PAT	FG	S	Pts
Roveto	0	0	0	0	19/20	10/18	0	49
Payton	8	6	2	0			0	48
Suhey	3	3	0	0			0	18
Evans	3	3	0	0			0	18
Baschnagel	3	0	3	0			0	18
Watts	3	0	3	0			0	18
Anderson	2	0	2	0			0	12
D. Williams	2	0	2	0			0	12
Thomas	0	0	0	0	2/3	2/3	0	8
Nielsen	0	0	0	0	8/8	0/2	0	8
Earl	1	0	1	0			0	6
Bell	1	0	0	1			0	6
J. Fisher	1	0	0	1			0	6
Margerum	1	0	1	0			0	6
Harper	1	1	0	0			0	6
Fencik	1	0	0	1			0	6
Plank	1	0	0	1			0	6
BEARS	31	13	14	4	29/31	12/23	1	253
OPPONENTS	39	13	23	3	36/38	17/29	1	324

RUSHING	No	Yds	Avg	Lg	TD
Payton	339	1222	3.6	39	6
Suhey	150	521	3.5	26	3
Evans	43	218	5.1	25	3
Harper	34	106	3.1	11	1
McClendon	30	74	2.5	17	0
D. Williams	2	19	9.5	14	0
Margerum	1	11	11.0	11	0
Baschnagel	1	10	10.0	10	0
Phipps	1	0	0.0	0	0
Avellini	3	-1	-0.3	0	0
Neal	1	-5	-6.0	-6	0
Parsons	1	-6	-6.0	-6	0
BEARS	608	2171	3.6	39	13
OPPONENTS	521	2146	4.1	59	13

RECEIVING	No	Yds	Avg	Lg	TD
Payton	41	379	9.2	30	2
Margerum	39	584	15.0	41	1
Baschnagel	34	554	16.3	72	3
Suhey	33	168	5.1	15	0
Watts	27	465	17.2	42	3
D. Williams	18	126	7.0	14	2
Earl	10	118	11.8	24	1
Anderson	9	243	27.0	85	2
B. Williams	3	32	10.7	16	0
Cobb	2	20	10.0	11	0
Harper	2	10	5.0	8	0
McClendon	2	4	2.0	4	0
Harris	1	18	18.0	18	0
Zanders	1	7	7.0	7	0
BEARS	222	2728	12.3	85	14
OPPONENTS	233	3527	15.1	94	23

PUNTING	No	Yds	Avg	Net	TB	In	Lg	B
Parsons	114	4531	39.7	33.3	7	31	55	0
BEARS	114	4531	39.7	33.3	7	31	55	0
OPPONENTS	98	3985	40.7	33.3	10	15	67	0

INTS	No	Yds	Avg	Lg	TD
Fencik	6	121	20.2	69	1
Henderson	4	84	21.0	39	0
Schmidt	2	4	2.0	4	0
J. Fisher	2	3	1.5	3	0
Bell	1	92	92.0	92	1
Harris	1	44	44.0	44	1
Walterscheid	1	0	0.0	0	0
Singletary	1	-3	-3.0	-3	0
BEARS	18	345	19.2	92	3
OPPONENTS	23	385	16.7	50	2

KO RETURNS	No	Yds	Avg	Lg	TD
D. Williams	23	486	21.1	42	0
Moorehead	23	476	20.7	56	0
Baschnagel	2	34	17.0	23	0
J. Fisher	6	96	16.0	23	0
Frazier	6	77	12.8	15	0
B. Williams	1	35	35.0	35	0
B. Fisher	2	15	7.5	9	0
Anderson	1	-5	-5.0	-5	0
BEARS	64	1214	19.0	56	0
OPPONENTS	44	937	21.3	47	0

PUNT RET.	Ret	FC	Yds	Avg	Lg	TD
J. Fisher	43	20	509	11.8	88	1
Walterscheid	1	0	6	6.0	6	0
Plank	1	1	3	3.0	3	0
Baschnagel	0	3	0	0.0	-0	0
BEARS	45	24	518	11.5	88	1
OPPONENTS	66	12	594	9.0	55	1

FGs	1-19	20-29	30-39	40-49	50+
Roveto	0/1	6/7	2/3	2/7	0/0
Thomas	0/0	1/2	1/1	0/0	0/0
Nielsen	0/0	0/1	0/1	0/0	0/0
BEARS	0/1	7/10	3/5	2/7	0/0
OPPONENTS	1/1	3/5	6/8	6/11	1/4

DEFENSE	(Top 10)	T	S	A	FF	FR	PD	Sa	Int
Fencik	135	112	23	2	1	17	10	6	
Wilson	81	65	16	2	3	3	0	0	0
Campbell	77	47	30	0	1	2	0	0	0
Singletary	72	60	12	1	0	4	0	0	1
Hampton	68	56	12	1	0	4	0	0	0
Plank	67	51	16	0	4	11	3	0	0
Harris	61	47	14	1	3	5	2	0	1
Page	61	49	12	0	1	4	9	0	0
Henderson	58	52	6	0	1	19	0	0	0
Kunz	57	42	15	0	0	2	0	0	0

SACKS: Page 9.0, Hampton 9.0, Osborne 4.0, Plank 3.0, Harris 2.0, Hartenstein 2.0, Fencik 1.0, Walterscheid 1.0

TEAM 31.0, OPPONENTS 35.0

PASSING	Att	Cmp	Yds	Cmp%	Yd/Att	TD	TD%	Int	Int%	Lg	Sack/Lost	Rating
Evans	436	195	2354	44.7	5.40	11	2.5	20	4.6	85	23/173	51.0
Phillips	17	11	171	64.7	10.06	2	11.8	0	0.0	43	5/41	138.7
Avellini	32	15	185	46.9	5.78	1	3.1	3	9.4	72	7/52	36.4
Baschnagel	1	1	18	100.0	18.00	0	0.0	0	0.0	0	0/0	118.8
Payton	2	0	0	0.00	0.00	0	0.0	0	0.0	0	0/0	39.6
Parsons	1	0	0	0.00	0.00	0	0.0	0	0.0	0	0/0	39.6
BEARS	469	222	2728	45.4	5.82	14	3.0	23	4.9	85	35/266	53.6
OPPONENTS	5525	233	3527	44.4	6.72	23	4.4	18	3.4	94	31/279	67.6

USUAL STARTERS

Offense	Defense
WR.... Baschnagel/Watts	RE..... Al Harris
LT..... Ted Albrecht	RT..... Alan Page
LG..... Noah Jackson	LT..... Jim Osborne
C..... Dan Neal	LE..... Dan Hampton
RG..... Emanuel Zanders	WLB.... Gary Campbell
RT..... Keith Van Horne	MLB.... Mike Singletary
TE..... Robin Earl	SLB.... Otis Wilson
WR.... Margerum/Baschnagel	RCB.... Reuben Henderson
QB.... Vince Evans	LCB.... Terry Schmidt
RB.... Walter Payton	SS..... Gary Fencik
FB.... Matt Suhey	FS..... Doug Plank

RANKINGS

Team Stats	Bears	Avg	Rank
Total Yards	4633	289.6	26
Rushing Yards	2171	135.7	11
Passing Yards	2462	153.9	27
Points Scored	253	15.8	-
Opp		Avg	Rank
Total Yards	5394	337.1	19
Rushing Yards	2146	134.1	20
Passing Yards	3248	203.0	14
Points Scored	324	20.3	-



1982 CHICAGO BEARS STATISTICS

Record: 3-6, .333

5th Place, NFC Central

Head Coach: Mike Ditka

09/12 L 10-17 at Detroit	71,337
09/19 L 0-10 NEW ORLEANS	56,600
11/21 W 20-17 DETROIT	46,783
11/28 L 7-35 at Minnesota	54,724
12/05 W 26-13 NEW ENGLAND	36,973
12/12 L 14-20 at Seattle	52,826
12/19 L 7-10 ST. LOUIS	43,270
12/26 W 34-26 at L.A. Rams	46,502
01/02 L 23-26 at Tampa Bay	68,112

	Bears	Opp
TOTAL FIRST DOWNS	153	166
Rushing	56	53
Passing	83	102
Penalty	14	11
3rd Down: Made/Att	47/128	36/119
3rd Down Pct.	36.7	30.3
4th Down: Made/Att	1/4	3/9
4th Down Pct.	25.0	33.3
TOTAL NET YARDS	2493	2851
Avg. Per Game	277.0	316.8
Total Plays	571	585
Avg. Per Play	4.4	4.9
NET YARDS RUSHING	988	902
Avg. Per Game	109.8	100.2
Total Rushes	276	261
NET YARDS PASSING	1505	1949
Avg. Per Game	167.2	216.6
Sacked/Yards Lost	33/244	30/240
Gross Yards	1749	2189
Att./Comp.	262/141	294/164
Completion Pct.	53.8	55.8
Had Intercepted	11	13
PUNTS/AVERAGE	59/41.6	49/41.6
NET PUNTING AVG.	35.2	37.1
PENALTIES/YARDS	58/422	52/451
FUMBLES/BALL LOST	16/8	20/7
TOUCHDOWNS	16	20
Rushing	5	4
Passing	10	14
Returns	1	2

PASSING	Att	Cmp	Yds	Cmp%	Yd/Att	TD	TD%	Int	Int%	Lg	Sack/Lost	Rating
McMahon	210	120	1501	57.1	7.15	9	4.3	7	3.3	50t	27/196	80.1
Avellini	20	8	84	40.0	4.20	0	0.0	0	0.0	21	4/31	52.9
Evans	28	12	125	42.9	4.46	0	0.0	4	14.3	19	2/17	16.8
Payton	3	1	39	33.3	13.00	1	33.3	0	0.0	39	0/0	122.0
Baschnagel	1	0	0	0.0	0.0	0	0.0	0	0.0	0	0/0	39.6
BEARS	262	141	1749	53.8	6.68	10	3.8	11	4.2	50t	33/244	69.9
OPPONENTS	294	164	2189	55.8	7.45	14	4.8	13	4.4	65	30/240	77.3

Score by Period	1	2	3	4	OT	Tot
BEARS	44	50	17	30	0	141
OPPONENTS	37	60	30	44	3	174

SCORING	TDs:Ru-Pa-RK-PAT	FG	S	Pts				
Moorehead	5	0	5	0	30			
Roveto	0	0	0	10/10	4/13	0	22	
Thomas	0	0	0	6/6	5/7	0	21	
Margerum	3	0	3	0	0	18		
Suhey	3	3	0	0	0	18		
Baschnagel	2	0	2	0	0	12		
McMahon	1	1	0	0	0	6		
Payton	1	1	0	0	0	6		
Wilson	1	0	0	1	0	6		
Osborne	0	0	0	0	1	2		
BEARS	16	5	10	1	16/16	9/20	1	141
OPPONENTS	20	4	14	2	18/20	12/17	0	174

RUSHING	No	Yds	Avg	Lg	TD
Payton	148	596	4.0	26	1
Suhey	70	206	2.9	13	3
McMahon	24	105	4.4	11	1
McClendon	17	47	2.8	13	0
Gentry	4	21	5.3	9	0
Harper	3	7	2.3	8	0
C. Thomas	5	4	0.8	3	0
Moorehead	2	3	1.5	6	0
Evans	2	0	0.0	6	0
Watts	1	-1	-1.0	-1	0
BEARS	276	988	3.6	26	5
OPPONENTS	261	902	3.5	47	4

RECEIVING	No	Yds	Avg	Lg	TD
Suhey	36	333	9.3	45	0
Payton	32	311	9.7	40	0
Moorehead	30	363	12.1	50t	5
Margerum	14	207	14.8	28	3
Baschnagel	12	194	16.2	39	2
Watts	8	217	27.1	40	0
Earl	4	56	14.0	18	0
Scott	2	44	22.0	27	0
Gentry	1	9	9.0	9	0
Harper	1	8	8.0	8	0
McClendon	1	7	7.0	7	0
BEARS	141	1749	12.4	50	10
OPPONENTS	164	2189	13.3	65	14

PUNTING	No	Yds	Avg	Net	TB	In	Lg	B
Parsons	58	2394	41.3		3	9	81	0
McMahon	1	59	59.0		0	0	59	0
BEARS	59	2453	41.6	35.2	3	9	81	0
OPPONENTS	49	2038	41.6	37.1	4	7	60	0

INTS	No	Yds	Avg	Lg	TD
Schmidt	4	39	9.8	29	0
Fisher	3	19	6.3	19	0
Wilson	2	39	19.5	39t	1
Fencik	2	2	1.0	2	0
Frazier	2	0	0.0	0	0
BEARS	13	99	7.6	39t	1
OPPONENTS	11	195	17.7	99t	2

KO RETURNS	No	Yds	Avg	Lg	TD
Watts	14	330	23.6	36	0
Gentry	9	161	17.9	23	0
Fisher	7	102	14.6	20	0
Bell	1	14	14.0	14	0
Harper	2	10	5.0	10	0
Muckensturm	1	5	5.0	5	0
BEARS	34	622	18.3	36	0
OPPONENTS	30	537	17.9	32	0

PUNT RET.	Ret	FC	Yds	Avg	Lg	TD
Gentry	15	5	77	5.1	16	0
Fisher	9	6	65	7.2	17	0
BEARS	24	11	142	5.9	17	0
OPPONENTS	34	7	314	9.2	37	0

FGs	1-19	20-29	30-39	40-49	50+
Roveto	1/1	0/0	0/4	2/4	1/4
Thomas	1/1	0/0	1/2	3/3	0/1
BEARS	2/2	0/0	1/6	5/7	1/5
OPPONENTS	0/0	2/3	7/10	3/4	0/0

DEFENSE	(Top 10)	T	S	A	FF	FR	PD	Sa	Int
Fencik	82	52	30	0	0	5	0	0	2
Hampton	71	62	9	1	0	0	0	7	0
Singletary	71	61	10	1	1	2	1	0	0
Walterscheid	62	45	17	0	0	5	0	0	0
Wilson	40	31	9	0	0	1	2	0	2
Campbell	36	24	12	1	2	5	1	0	2
Frazier	31	28	3	1	1	12	1	0	2
Osborne	31	27	4	1	0	2	5	0	0
Schmidt	30	24	6	0	0	10	0	0	4
Fisher	29	23	6	0	0	2	0	0	3

SACKS: Hampton 7.0, Osborne 5.0, Hartenstine 4.5, McMichael 4.0, Harris 2.5, Wilson 2.0, Singletary 1.0, Campbell 1.0, Frazier 1.0, Bell 1.0, Herron 1.0
TEAM 30.0, **OPPONENTS** 33.0

USUAL STARTERS

Offense	Defense
WR.....Ken Margerum	RE.....Al Harris
LT.....Phil McKinnely	RT.....Dan Hampton
LG.....Noah Jackson	LT.....Jim Osborne
C.....Dan Neal	LE.....Mike Hartenstine
RG.....Jeff Williams	WLB.....Gary Campbell
RT.....Keith Van Horne	SLB.....Mike Singletary
TE.....Emery Moorehead	OT.....Otis Wilson
WR.....Brian Baschnagel	RCB.....Leslie Frazier
QB.....Jim McMahon	LCB.....Terry Schmidt
RB.....Walter Payton	SS.....Gary Fencik
FB.....Matt Suhey	FS.....Len Walterscheid

RANKINGS

Team Stats	Bears	Avg	Rank
Total Yards	2493	277.0	26
Rushing Yards	988	109.8	18
Passing Yards	1505	167.2	23
Points Scored.....	141	15.7	

	Opp	Avg	Rank
Total Yards	2851	316.8	16
Rushing Yards	902	100.2	5
Passing Yards	1949	216.6	21
Points Scored.....	174	19.3	



CHICAGO BEARS ALL-TIME RESULTS

1983 CHICAGO BEARS STATISTICS

Record: 8-8, .500

T-Head Coach, NFC Central

Head Coach: Mike Ditka

09/04 L 17-20	ATLANTA	60,165
09/11 W 17-10	TAMPA BAY	58,186
09/18 L 31-34	ot at New Orleans	64,692
09/25 L 19-22	ot at Baltimore	34,350
10/02 W 31-14	DENVER	58,210
10/09 L 14-23	MINNESOTA	59,632
10/16 L 17-31	at Detroit	66,709
10/23 W 7-6	at Philadelphia	45,263
10/30 L 17-38	DETROIT	58,764
11/06 L 14-21	at L.A. Rams	53,010
11/13 W 17-14	PHILADELPHIA	47,524
11/20 W 27-0	at Tampa Bay	36,816
11/27 W 13-3	SAN FRANCISCO	40,483
12/04 L 28-31	at Green Bay	51,147
12/11 W 19-13	at Minnesota	57,880
12/18 W 23-21	GREEN BAY	35,807

	Bears	Opp
TOTAL FIRST DOWNS	308	286
Rushing	154	113
Passing	136	154
Penalty	18	19
3rd Down: Made/Att	79/231	72/216
3rd Down Pct.	34.2	33.3
4th Down: Made/Att	14/22	8/14
4th Down Pct.	63.6	57.1
TOTAL NET YARDS	5830	5132
Avg. Per Game	364.4	320.8
Total Plays	1083	1023
Avg. Per Play	5.4	5.0
NET YARDS RUSHING	2727	2000
Avg. Per Game	170.4	125.0
Total Rushes	583	482
NET YARDS PASSING	3103	3132
Avg. Per Game	193.9	195.8
Sacked/Yards Lost	53/358	51/384
Gross Yards	3461	3526
Att./Comp.	447/255	490/249
Completion Pct.	57.0	50.8
Had Intercepted	21	22
PUNTS/AVERAGE	92/36.9	99/38.8
NET PUNTING AVG.	92/31.7	99/32.1
PENALTIES/YARDS	107/869	86/687
FUMBLES/BALL LOST	26/14	37/17
TOUCHDOWNS	39	36
Rushing	14	20
Passing	21	15
Returns	4	1

PASSING	Att	Cmp	Yds	Cmp%	Yd/Att	TD	TD%	Int	Int%	Lg	Sack/Lost	Rating
McMahon	295	175	2184	59.3	7.40	12	4.1	13	4.4	87t	42/266	77.7
Evans	145	76	1108	52.4	7.64	5	3.4	7	4.8	72	11/92	68.9
Payton	6	3	95	50.0	15.83	3	50.0	2	33.3	56	0/0	95.8
Suhey	1	1	74	100.0	74.00	1	100.0	0	0.0	74t	0/0	158.3
BEARS	447	255	3461	57.0	7.74	21	4.7	22	4.9	87t	53/358	77.1
OPPONENTS	5490	249	3526	50.8	7.20	15	3.1	21	4.3	74	51/384	66.8

Score by Period	1	2	3	4	OT	Tot
BEARS	55	104	40	112	0	311
OPPONENTS	78	63	83	71	6	301

SCORING	TDs:Ru-Pa-RK-PAT	FG	S	Pts
B.Thomas	0 0 0 0	35/38	14/25	0 77
Payton	8 6 2 0			0 48
Gault	8 0 8 0			0 48
Suhey	5 4 1 0			0 30
McKinnon	5 0 4 1			0 30
McMahon	3 2 1 0			0 18
Moorehead	3 0 3 0			0 18
Margerum	2 0 2 0			0 12
Evans	1 1 0 0			0 6
Frazier	1 0 0 1			0 6
Hutchinson	1 1 0 0			0 6
Schmidt	1 0 0 1			0 6
Hartenstine	1 0 0 1			0 6
BEARS	39 14 21 4	35/38	14/25	0 311
OPPONENTS	36 20 15 1	34/36	17/23	0 301

RUSHING	No	Yds	Avg	Lg	TD
Payton	314	1421	4.5	49	6
Suhey	149	681	4.6	39	4
McMahon	55	307	5.6	32	2
Evans	22	142	6.5	27	1
Gentry	16	65	4.1	17	0
Gault	4	31	7.8	22	0
Parsons	1	27	27.0	27	0
C. Thomas	8	25	3.1	9	0
Hutchinson	6	13	2.2	5	1
Margerum	1	7	7.0	7	0
Moorehead	5	6	1.2	5	0
Baschnagel	2	2	1.0	2	0
BEARS	583	2727	4.7	49	14
OPPONENTS	482	2000	4.1	71	20

RECEIVING	No	Yds	Avg	Lg	TD
Payton	53	607	11.5	74t	2
Suhey	49	429	8.8	52	1
Moorehead	42	597	14.2	36	3
Gault	40	836	20.9	87t	8
Margerum	21	336	16.0	60	2
McKinnon	20	326	16.3	49	4
Saldi	12	119	9.9	16	0
Dunsmore	8	102	12.8	24	0
Baschnagel	5	70	14.0	24	0
C. Thomas	2	13	6.5	7	0
Gentry	2	8	4.0	6	0
McMahon	1	18	18.0	18t	1
BEARS	255	3461	13.6	87t	21
OPPONENTS	249	3526	14.2	74	15

PUNTING	No	Yds	Avg	Net	TB	In	Lg	B
Parsons	79	2916	36.9		5	22	54	0
Stachowicz	12	447	37.3		0	0	48	2
McMahon	1	36	36.0		0	0	36	0
BEARS	92	3399	36.9	36.2	5	22	54	2
OPPONENTS	99	3821	38.6	38.6	10	25	60	1

INTS	No	Yds	Avg	Lg	TD
Frazier	7	135	19.3	56	1
Schmidt	5	31	6.2	32	1
Richardson	5	9	1.8	6	0
Fencil	2	34	17.0	20	0
Wilson	1	6	6.0	6	0
Singletary	1	0	0.0	0	0
BEARS	21	215	10.2	56	2
OPPONENTS	22	291	13.2	35	1

KO RETURNS	No	Yds	Avg	Lg	TD
Hutchinson	17	259	15.2	28	0
Gault	13	276	21.2	38	0
Gentry	7	130	18.6	28	0
Watts	5	79	15.8	21	0
Duerson	3	66	22.0	24	0
Baschnagel	3	42	14.0	19	0
McKinnon	2	42	21.0	25	0
BEARS	58	953	16.4	38	0
OPPONENTS	66	1229	18.6	61	0

PUNT RET.	Ret	FC	Yds	Avg	Lg	TD
McKinnon	34	3	316	9.3	59	1
Fisher	13	3	71	5.5	11	0
Gault	9	1	61	6.8	12	0
BEARS	56	7	448	8.0	59	1
OPPONENTS	44	13	322	7.3	34	0

FGs	1-19	20-29	30-39	40-49	50+
Thomas	1/1	9/9	0/4	3/6	1/5
BEARS	1/1	9/9	0/4	3/6	1/5
OPPONENTS	1/1	7/7	7/8	2/6	0/1

DEFENSE (Top 10)	T	S	A	FF	FR	PD	Sa	Int
Singletary	147	120	27	1	4	7	3.5	1
Bell	115	92	23	1	1	6	3.0	0
Wilson	103	87	16	2	0	7	1.0	1
Hartenstine	71	56	15	3	1	4	12.0	0
Richardson	69	58	11	0	1	20	0.0	5
Osborne	61	48	13	5	1	2	5.0	0
Frazier	60	52	8	0	1	21	0.0	7
Harris	57	48	9	0	2	0	7.0	0
Duerson	51	41	10	1	0	4	0.0	0
Hampton	47	40	7	0	0	4	5.0	0

SACKS: Hartenstine 12.0, McMichael 8.5, Harris 7.0, Hampton 5.0, Osborne 5.0, Singletary 3.5, Bell 3.0, Dent 3.0, Cabral 1.0, Campbell 1.0, Keys 1.0

TEAM 51.0, OPPONENTS 53.0

USUAL STARTERS

Offense	Defense
WR.....Willie Gault	RE.....Dan Hampton
LT.....Jim Covert	RT.....Steve McMichael
LG.....Noah Jackson	LT.....Jim Osborne
C.....Jay Hilgenberg	LE.....Mike Hartenstine
RG.....Kurt Becker	WLB.....Al Harris
RT.....Keith Van Horne	SLB.....Mike Singletary
TE.....Emery Moorehead	SLB.....Otis Wilson
WR.....Ken Margerum	RCB.....Leslie Frazier
QB.....Jim McMahon	LCB.....Mike Richardson
RB.....Walter Payton	SS.....Todd Bell
FB.....Matt Suhey	FS.....Gary Fencil

RANKINGS

Team Stats	Bears	Avg	Rank
Total Yards	5830	364.4	4
Rushing Yards	2727	170.4	1
Passing Yards	3103	193.9	17
Points Scored	311	19.4	-
	Opp	Avg	Rank
Total Yards	5132	320.8	8
Rushing Yards	2000	125.0	11
Passing Yards	3132	195.8	12
Points Scored	301	18.8	-



1984 CHICAGO BEARS STATISTICS

Record: 10-6, .625**1st Place, NFC Central****Head Coach: Mike Ditka**

09/02W	34-14	TAMPA BAY	58,789
09/09W	27-0	DENVER	54,335
09/16W	9-7	at Green Bay	55,795
09/23L	9-38	at Seattle	61,520
09/30L	14-23	DALLAS	63,623
10/07W	20-7	NEW ORLEANS	53,752
10/14L	21-38	at St. Louis	49,554
10/21W	44-9	at Tampa Bay	60,003
10/28W	16-7	MINNESOTA	57,517
11/04W	17-6	L.A. RAIDERS	59,858
11/11L	13-29	at L.A. Rams	62,021
11/18W	16-14	DETROIT	54,911
11/25W	34-3	at Minnesota	56,881
12/03L	7-20	at San Diego	45,470
12/09L	14-20	GREEN BAY	59,374
12/16W	30-13	at Detroit	53,252

PLAYOFFS

12/30W	23-19	at Washington	55,431
01/06L	0-23	at San Francisco	61,040

Score by Period	1	2	3	4	OT	Tot
BEARS	91	107	62	65	0	325
OPPONENTS	33	73	53	89	0	248

SCORING	TDs:Ru-Pa-RK-PAT	FG	S	Pts
Thomas	0 0 0 0	35/37	22/28	0 101
Payton	11 11	0 0	0 0	0 66
Suhey	6 4 2 0	0 0	0 0	0 36
Gault	6 0 6 0	0 0	0 0	0 36
McKinnon	3 0 3 0	0 0	0 0	0 18
McMahon	2 2 0 0	0 0	0 0	0 12
Fuller	1 1 0 0	0 0	0 0	0 6
Landry	1 1 0 0	0 0	0 0	0 6
Bell	1 0 0 1	0 0	0 0	0 6
Gentry	1 1 0 0	0 0	0 0	0 6
Hutchinson	1 1 0 0	0 0	0 0	0 6
C. Thomas	1 1 0 0	0 0	0 0	0 6
Anderson	1 0 1 0	0 0	0 0	0 6
Dunsmore	1 0 1 0	0 0	0 0	0 6
Moorehead	1 0 1 0	0 0	0 0	0 6

BEARS	37	22	14	1	35/37	22/28	1	325
OPPONENTS	29	10	14	5	26/29	16/21	0	248

RUSHING	No	Yds	Avg	Lg	TD	TD
Payton	381	1684	4.4	72	11	11
Suhey	124	424	3.4	21	4	4
McMahon	39	276	7.1	30	2	2
C. Thomas	40	186	4.7	37	1	1
Lisch	18	121	6.7	31	0	0
Fuller	15	89	5.9	26	1	1
Gentry	21	79	3.8	22	1	1
Jordan	11	70	6.4	29	0	0
Hutchinson	14	39	2.8	6	1	1
McKinnon	2	12	6.0	21	0	0
Landry	2	1	0.5	1	1	1
Avellini	3	-5	-1.7	0	0	0
Moorehead	1	-2	-2.0	-2	0	0
BEARS	674	2974	4.4	72	22	22
OPPONENTS	378	1377	3.6	44	10	10

RECEIVING	No	Yds	Avg	Lg	TD	TD
Payton	45	368	8.2	31	0	0
Suhey	41	309	7.5	23	2	2
Gault	34	587	17.3	61	6	6
McKinnon	30	434	14.5	32	3	3
Moorehead	29	497	17.1	50	1	1
Dunsmore	9	106	11.8	25	1	1
Saldi	9	90	10.0	20	0	0
C. Thomas	9	39	4.3	9	0	0
Baschnagel	6	53	8.8	17	0	0
Gentry	4	29	7.3	13	0	0
Anderson	3	77	25.7	49	1	1
Krenk	2	31	15.5	24	0	0
McMahon	1	42	42.0	42	0	0
Cameron	1	13	13.0	13	0	0
Cabral	1	7	7.0	7	0	0
BEARS	226	2695	11.9	61	14	14
OPPONENTS	197	3069	15.6	88	14	14

PUNTING	No	Yds	Avg	Net	TB	In	Lg	B
Finzer	83	3328	40.1	35.3	4	26	87	2
BEARS	85	3328	39.2	35.3	4	26	87	2
OPPONENTS	100	4130	41.3	34.3	7	12	62	0

INTS	No	Yds	Avg	Lg	TD
Fencik	5	102	20.4	61	0
Frazier	5	89	17.8	33	0
Bell	4	46	11.5	36	1
Richardson	2	7	3.5	7	0
Harris	1	34	34.0	34	0
Gayle	1	1	1.0	1	0
Duerson	1	9	9.0	9	0
Singletary	1	4	4.0	4	0
Schmidt	1	0	0.0	0	1
BEARS	21	290	13.8	61	1
OPPONENTS	15	241	16.1	66	3

KO RETURNS	No	Yds	Avg	Lg	TD
Cameron	26	485	18.7	40	0
Gentry	11	209	19.0	33	0
Duerson	5	95	19.0	26	0
Bell	1	35	35.0	35	0
Jordan	5	62	12.4	22	0
Gault	1	12	12.0	12	0
BEARS	49	898	18.3	40	0
OPPONENTS	68	1443	21.2	97	1

PUNT RET.	Ret	FC	Yds	Avg	Lg	TD
Fisher	58	11	492	8.5	28	0
Duerson	1	0	4	4.0	4	0
McKinnon	5	0	62	12.4	18	0
BEARS	64	11	558	8.7	28	0
OPPONENTS	41	12	249	6.1	21	0

FGs	1-19	20-29	30-39	40-49	50+
Thomas	3/3	6/7	5/6	6/9	2/3
BEARS	3/3	6/7	5/6	6/9	2/3
OPPONENTS	0/0	6/6	1/2	8/11	1/2

DEFENSE	(Top 10)	T	S	A	FF	FR	PD	Sa	Int
Singletary	116	81	35	3	1	4	3	5	1
Fencik	103	82	21	0	1	9	1	0	5
Bell	77	58	19	1	2	5	4	5	4
Harris	68	52	16	0	0	6	2	0	1
Wilson	61	47	14	1	0	3	7	5	0
Hampton	54	40	14	1	3	2	11	5	0
McMichael	42	30	12	0	0	2	10	0	0
Dent	39	31	8	4	1	1	17	5	0
Richardson	36	31	5	0	0	1	13	0	2
Hartenstine	36	24	12	2	0	0	6	0	0
SACKS:	Dent 17.5, Hampton 11.5, McMichael 10.0, Wilson 7.5, Hartenstine 6.0, Bell 4.5, Singletary 3.5, Duerson 3.0, Keys 2.5, Harris 2.0, Waechter 2.0, Fencik 1.0, Osborne 1.0								
TEAM	72.0	OPPONENTS	36.0						

	Bears	Opp
TOTAL FIRST DOWNS	297	216
Rushing	164	72
Passing	115	122
Penalty	18	22
3rd Down: Made/Att	105/256	55/209
3rd Down Pct.	41.0	26.3
4th Down: Made/Att	9/23	2/11
4th Down Pct.	39.1	18.2
TOTAL NET YARDS	5437	3860
Avg. Per Game	339.8	241.3
Total Plays	1100	885
Avg. Per Play	4.9	4.4
NET YARDS RUSHING	2974	1377
Avg. Per Game	185.9	86.1
Total Rushes	674	378
NET YARDS PASSING	2463	2486
Avg. Per Game	153.9	155.4
Sacked/Yards Lost	36/232	72/583
Gross Yards	2695	3069
Att./Comp.	390/226	435/197
Completion Pct.	57.9	45.3
Had Intercepted	15	21
PUNTS/AVERAGE	85/39.2	100/41.3
NET PUNTING AVG.	85/35.3	100/34.3
PENALTIES/YARDS	114/851	86/698
FUMBLES/BALL LOST	31/16	33/13
TOUCHDOWNS	37	29
Rushing	22	10
Passing	14	14
Returns	1	5

PASSING	Att	Cmp	Yds	Cmp%	Yd/Att	TD	TD%	Int	Int%	Lg	Sack/Lost	Rating
McMahon	143	85	1146	59.4	8.01	8	5.6	2	1.4	61	10/48	97.8
Fuller	78	53	595	67.9	7.63	3	3.8	0	0.0	30	7/41	103.1
Lisch	85	43	413	50.6	4.86	0	0.0	6	7.1	23	13/91	34.9
Avellini	53	30	288	56.6	5.43	0	0.0	3	5.7	50	5/43	48.1
Landry	21	11	199	52.4	9.48	1	4.8	3	14.3	55	0/0	62.8
Payton	8	3	47	37.5	5.88	2	40.0	0	0.0	17	0/0	66.9
Baschnagel	2	1	7	50.0	3.5	0	0.0	1	15.0	7	0/0	43.9
BEARS	390	226	2695	57.9	6.91	14	3.6	15	3.8	61	36/232	75.3
OPPONENTS	435	197	3069	45.4	7.07	14	3.2	21	4.8	88	72/583	60.0

USUAL STARTERS

Offense	Defense
WR.....Willie Gault	RE.....Richard Dent
LT.....Jim Covert	RT.....Dan Hampton
LG.....Mark Bortz	LT.....Steve McMichael
C.....Jay Hilgenberg	LE.....Mike Hartenstine
RG.....Kurt Becker	WLB.....Al Harris
RT.....Keith Van Horne	MLB.....Mike Singletary
TE.....Emery Moorehead	SLB.....Otis Wilson
WR.....Dennis McKinnon	RCB.....Leslie Frazier
QB.....S. Fuller/J. McMahon	LCB.....Mike Richardson
RB.....Walter Payton	SS.....Todd Bell
FB.....Matt Suhey	FS.....Gary Fencik

RANKINGS

Team Stats	Bears	Avg	Rank
Total Yards	5437	339.8	7
Rushing Yards	2974	185.9	1
Passing Yards	2463	153.9	26
Points Scored	325	20.3	-
	Opp	Avg	Rank
Total Yards	3860	241.3	1
Rushing Yards	1377	86.1	1
Passing Yards	2486	155.4	2
Points Scored	248	15.5	-



CHICAGO BEARS ALL-TIME RESULTS

1985 CHICAGO BEARS STATISTICS

Record: 15-1, .938

1st Place, NFC Central

Head Coach: Mike Ditka

09/08 W 38-28	TAMPA BAY	57,828
09/15 W 20-7	NEW ENGLAND	60,533
09/19 W 33-24	at Minnesota	61,242
09/29 W 45-10	WASHINGTON	63,708
10/06 W 27-19	at Tampa Bay	51,795
10/13 W 26-10	at San Francisco	60,523
10/21 W 23-7	GREEN BAY	65,095
10/27 W 27-9	MINNESOTA	63,815
11/03 W 16-10	at Green Bay	55,343
11/10 W 24-3	DETROIT	53,467
11/17 W 44-0	at Dallas	63,855
11/24 W 36-0	ATLANTA	61,769
12/02 L 24-38	at Miami	75,594
12/08 W 17-10	INDIANAPOLIS	59,997
12/14 W 19-6	at New York Jets	74,752
12/22 W 37-17	at Detroit	74,042
PLAYOFFS		
01/05 W 21-0	N.Y. GIANTS	62,076
01/12 W 24-0	L.A. RAMS	63,522
01/26*W 46-10	New England	73,818

*Super Bowl XX at Superdome in New Orleans

Score by Period	1	2	3	4	OT	Tot
BEARS	67	144	123	122	0	456
OPPONENTS	50	77	34	37	0	198

SCORING	TDs:Ru-Pa-RK-PAT					FG	S	Pts
Butler	0	0	0	0	51/51	31/38	0	144
Payton	11	9	2	0			0	66

BEARS	51	27	17	7	51/51/31/38	3	456
OPPONENTS	23	6	16	1	22/23/12/19	1	198

RUSHING	No	Yds	Avg	Lg	TD
Payton	324	1551	4.8	40	9
Suhey	115	471	4.1	17	1
McMahon	47	252	5.4	19	3
Gentry	30	160	5.3	21	2
Thomas	31	125	4.0	17	4
Sanders	25	104	4.2	28	1
Fuller	24	77	3.2	19	5
Gault	5	18	3.6	11	0
Perry	5	7	1.4	2	2
Tomczak	2	3	1.5	3	0
McKinnon	1	0	0.0	0	0
Margum	1	-7	-7.0	-7	0

BEARS	610	2761	4.5	40	27
OPPONENTS	359	1319	3.7	37	6

RECEIVING	No	Yds	Avg	Lg	TD
Payton	49	483	9.9	65	2
Moorehead	35	481	13.7	25	1
Gault	33	704	21.3	70	1
Suhey	33	295	8.9	35	1
McKinnon	31	555	17.9	48	7
Wrightman	24	407	17.0	49	1
Margum	17	190	11.2	20	2
Gentry	5	77	15.4	30	0
Thomas	5	45	9.0	15	0
Maness	1	34	34.0	34	0
McMahon	1	13	13.0	13	1
Sanders	1	9	9.0	9	0
Anderson	1	6	6.0	6	0
Perry	1	4	4.0	4	1

BEARS	237	3303	13.9	70	17
OPPONENTS	249	3299	13.2	90	16

PUNTING	No	Yds	Avg	Net	TB	In	Lg	B
Buford	68	2870	42.2	35.1	14	18	69	1
BEARS	69	2870	41.6	35.1	14	18	69	1
OPPONENTS	90	3639	40.4	33.5	6	11	75	1

INTS	No	Yds	Avg	Lg	TD
Frazier	6	119	19.8	33	1
Duerson	5	58	11.6	25	0
Fencil	5	38	7.6	22	0
Marshall	4	27	5.4	14	0
Richardson	4	174	43.5	90	1
Wilson	3	35	11.7	23	1
Taylor	3	28	9.3	18	0
Dent	2	10	5	9	1
Singletary	1	23	23.0	23	0
Rivera	1	4	4.0	4	0

BEARS	34	512	15.1	90	4
OPPONENTS	46	99	2.2	43	1

KO RETURNS	No	Yds	Avg	Lg	TD
Gault	22	577	26.2	99	1
Gentry	18	466	25.9	94	1
Taylor	1	18	18.0	18	0
McKinnon	1	16	16.0	16	0
Sanders	1	10	10.0	10	0
Marshall	0	2	0.0	2	0

Dent	2	10	5	9	1
Singletary	1	23	23.0	23	0
Rivera	1	4	4.0	4	0

PUNT RET.	Ret	FC	Yds	Avg	Lg	TD
Taylor	25	8	198	7.9	21	0
Ortego	17	2	158	9.3	23	0
Duerson	6	0	47	7.8	11	0
Gentry	0	0	47	0.0	47	0
McKinnon	4	0	44	11.0	11	0
Maness	2	0	9	4.5	5	0

BEARS	54	10	503	9.3	47	0
OPPONENTS	24	9	203	8.5	29	0

FGs	1-19	20-29	30-39	40-49	50+
Butler	2/2	13/13	13/14	3/6	0/3
BEARS	2/2	13/13	13/14	3/6	0/3
OPPONENTS	1/1	2/3	5/6	3/5	1/4

DEFENSE	(Top 10)	T	S	A	FF	FR	PD	Sa	Int
Fencil	118	98	20	0	1	15	0	0	5
Singletary	113	89	24	0	3	5	3	0	1
Marshall	78	60	18	2	1	4	6	0	4
Wilson	69	54	15	0	2	5	11.5	3	0
Duerson	64	55	9	1	1	10	2.0	5	0
Frazier	52	45	7	0	0	22	0.0	6	0
McMichael	44	39	5	0	1	2	8.0	0	0
Richardson	41	37	4	2	1	25	0.0	4	0
Dent	38	33	5	7	2	7	17.0	2	0
Hampton	32	26	6	2	3	4	5.5	0	0

SACKS:	Dent 17.0, Wilson 11.5, McMichael 8.0, Marshall 6.0, Hampton 5.5, Perry 5.0, Singletary 3.0, Waechter 2.5, Duerson 2.0, Keys 2.0, Hartenstein 1.0, Rivera 0.5
TEAM	64.0, OPPONENTS 43.0

Black box indicates World Championship.

	Bears	Opp
TOTAL FIRST DOWNS	343	236
Rushing	176	74

3rd Down: Made/Att	85/219	61/205
3rd Down Pct.	38.8	27.8
4th Down: Made/Att	5/13	6/16
4th Down Pct.	38.5	37.5

TOTAL NET YARDS	5837	4135
Avg. Per Game	364.8	258.4
Total Plays	1085	945
Avg. Per Play	5.4	4.4

NET YARDS RUSHING	2761	1319
Avg. Per Game	172.6	82.4
Total Rushes	610	359

NET YARDS PASSING	3076	2816
Avg. Per Game	192.3	176.0
Sacked/Yards Lost	43/227	64/483
Gross Yards	3303	3299
Att./Comp.	432/237	522/249
Completion Pct.	54.9	47.7
Had Intercepted	16	34

PUNTS/AVERAGE	68/42.4	90/40.4
NET PUNTING AVG.	68/35.1	90/33.5
PENALTIES/YARDS	104/912	115/934

FUMBLES/BALL LOST	24/15	30/20
TOUCHDOWNS	51	23
Rushing	27	6
Passing	17	16
Returns	7	1

Att./Comp.	432/237	522/249
Completion Pct.	54.9	47.7
Had Intercepted	16	34

BEARS	432	237	3303	54.9	7.65	17	3.9	16	3.7	70	43/227	75.6
OPPONENTS	522	249	3299	47.7	6.3	16	3.1	34	6.5	90	64/483	52.4

USUAL STARTERS

Offense	Defense
WR.....Willie Gault	RE.....Richard Dent
LT.....Jim Covert	RT.....William Perry
LG.....Mark Bortz	LT.....Steve McMichael
C.....Jay Hilgenberg	LE.....Dan Hampton
RG.....Tom Thayer	WLB.....Wilbur Marshall
RT.....Keith Van Horne	MLB.....Mike Singletary
TE.....Emery Moorehead	SLB.....Otis Wilson
WR.....Dennis McKinnon	RCB.....Leslie Frazier
QB.....Jim McMahon	LCB.....Mike Richardson
RB.....Walter Payton	SS.....Dave Duerson
FB.....Matt Suhey	FS.....Gary Fencil

RANKINGS

Team Stats	Bears	Avg	Rank
Total Yards	5837	364.8	7
Rushing Yards	2761	172.6	1
Passing Yards	3076	192.3	20
Points Scored	456	28.5	-

	Opp	Avg	Rank
Total Yards	4135	258.4	1
Rushing Yards	1319	82.4	1
Passing Yards	2816	176.0	3
Points Scored	198	12.4	-

Head Coach: Mike Ditka

PASSING	Att	Cmp	Yds	Cmp%	Yd/Att	TD	TD%	Int	Int%	Lg	Sack/Lost	Rating	
Tomczak	151	74	1105	49.0	7.32	2	1.3	10	6.6%		85	4/30	50.2
McMahon	150	77	995	51.3	6.63	5	3.3	8	5.3%		58t	6/40	61.4
Fuller	64	34	451	53.1	7.05	2	3.1	4	6.3%		50t	8/53	60.1
Flutie	46	23	361	50.0	7.85	3	6.5	2	4.3%		58t	6/30	80.1
Payton	4	0	0	0.0	0.00	0	0.0	1	25.0		0/0	0/0	0.0
BEARS	415	208	2912	50.1	7.02	12	2.9	25	6.0	85	24/153	57.6	57.6
OPPONENTS	513	243	3170	47.7	6.18	12	2.3	31	6.0	65t	62/503	59.9	59.9

RECEIVING	No	Yds	Avg	Lg	TD
Gault	42	818	19.5	53t	5
Payton	37	382	10.3	57	3
Moorehead	26	390	15.0	85	1
Suhey	24	235	9.8	58	0
Ortego	23	430	18.7	58t	1
Whitman	22	241	11.0	29	0
Gentry	19	238	12.5	41	0
Anderson	4	80	20.0	58t	1
Barnes	4	54	13.5	14	0
Thomas	4	18	4.5	18	0
Sanders	2	18	9.0	18	0
Bortz	1	8	8.0	8	0
BEARS	208	2912	14.0	85	12
OPPONENTS	243	3170	13.0	65t	12

DEFENSE								
(TOP 10)	T	S	A	FF	FR	PD	S	Int
Fencik	130	67	63	1	1	10	1.0	3
Singletary	129	68	61	1	0	9	2.0	0
Marshall	109	61	48	0	2	12	7.0	6
Marshall	105	60	45	4	3	6	5.5	5
Wilson	104	52	52	1	3	4	8.0	2
McMichael	87	50	37	1	2	3	8.5	1
Perry	84	51	33	2	1	1	5.0	0
Dent	75	30	45	4	0	5	11.5	0
Hampton	72	30	42	1	2	2	9.5	0
Richardson	68	46	22	1	0	17	0.0	7

SACKS: Dent 11.5, Hampton 9.5, McMichael 8.5, Wilson 8.0, Duerson 7.0, Marshall 5.5, Perry 5.0, Singletary 2.0, Harris 2.0, Fencik 1.0, Hartenstien 1.0, Rivera 1.0

TEAM DEFENSE OPPONENTS 24.0

USUAL STARTERS		RANKINGS			
Offense	Defense	Team Stats	Bears	Avg	Rank
WR.....Willie Gault	RE.....Richard Dent	Total Yards	5459	341.2	7
LT.....Jim Covert	RT.....William Perry	Rushing Yards	2700	168.8	1
LG.....Mark Bortz	LT.....Steve McMichael	Passing Yards	2759	172.4	20
C.....Jay Hillgenberg	LE.....Dan Hampton	Points Scored	352	22.0	-
RG.....Tom Thayer	WLB.....Wilbur Marshall				
RT.....Keith Van Horne	MLB.....Mike Singletary		Opp	Avg	Rank
TE.....Emery Moorehead	SLB.....Otis Wilson	Total Yards	4130	258.1	1
WR.....Keith Ortego	RCB.....Jackson/Phillips	Rushing Yards	1463	91.4	2
QB.....Mike Tomczak	LCB.....Mike Richardson	Passing Yards	2667	166.7	2
RB.....Walter Payton	SS.....Dave Duerson	Points Scored	187	11.7	-
FB.....Matt Suhey	FS.....Gary Fencik				



CHICAGO BEARS ALL-TIME RESULTS

1987 CHICAGO BEARS STATISTICS

Record: 11-4, .733

1st Place, NFC Central

Head Coach: Mike Ditka

09/14 W 34-19	N.Y. GIANTS	65,704
09/20 W 20-3	TAMPA BAY	63,551
09/27 Cancelled	at Detroit	
10/04 W 35-3	at Philadelphia	4,074
10/11 W 27-7	MINNESOTA	32,113
10/18 L 17-19	NEW ORLEANS	46,813
10/25 W 27-26	at Tampa Bay	70,747
11/01 W 31-28	KANSAS CITY	63,498
11/08 W 26-24	at Green Bay	53,320
11/16 L 29-31	at Denver	75,783
11/22 W 30-10	DETROIT	63,357
11/29 W 23-10	GREEN BAY	61,638
12/06 W 30-24	at Minnesota	62,331
12/14 L 0-41	at San Francisco	63,509
12/20 L 21-34	SEATTLE	62,518
12/27 W 6-3	at L.A. Raiders	78,019
PLAYOFFS		
01/10 L 17-21	WASHINGTON	58,153

	Bears	Opp
TOTAL FIRST DOWNS	319	261
Rushing	121	77
Passing	156	158
Penalty	42	26
3rd Down: Made/Att	73/204	80/226
3rd Down Pct.	35.7	35.3
4th Down: Made/Att	12/23	21/31
4th Down Pct.	52.1	15.3
TOTAL NET YARDS	5044	4215
Avg. Per Game	336.3	281.0
Total Plays	1026	989
Avg. Per Play	4.9	4.3
NET YARDS RUSHING	1954	1413
Avg. Per Game	130.3	94.2
Total Rushes	485	412
NET YARDS PASSING	3090	2802
Avg. Per Game	206.0	186.8
Sacked/Yards Lost	48/330	70/484
Gross Yards	3420	3286
Att./Comp.	493/272	507/255
Completion Pct.	55.2	50.3
Had Intercepted	24	13
PUNTS/AVERAGE	62/39.9	85/39.6
NET PUNTING AVG.	62/31.3	86/34.2
PENALTIES/YARDS	103/821	120/1103
FUMBLES/BALL LOST	33/20	37/11
TOUCHDOWNS	42	33
Rushing	13	5
Passing	23	24
Returns	6	4

PASSING	Att	Cmp	Yds	Cmp%	Yd/Att	TD	TD%	Int	Int%	Lg	Sack/Lost	Rating
McMahon	210	125	1639	59.5	7.80	12	5.7	8	3.8	59t	22/136	87.4
Tomczak	178	97	1220	54.4	6.85	5	2.8	10	5.6	56t	9/59	62.0
Harbaugh	11	8	62	72.7	5.64	0	0.0	0	0.0	21	4/45	86.2
W. Payton	1	0	0	0.0	0.00	0	0.0	1	100.0	0	0/0	0.0
Others	93	42	799	45.1	5.37	6	6.5	5	5.4	28	13/90	62.4
BEARS	493	272	3420	55.2	6.94	23	4.7	24	4.9	59t	48/330	72.2
OPPONENT	507	255	3286	50.3	6.48	24	4.7	13	2.6	75t	70/484	76.1

Score by Period	1	2	3	4	OT	Total
BEARS	72	126	59	99	0	356
OPPONENTS	75	91	67	49	0	282

SCORING	TDs:Ru-Pa-RK-PAT	FG	S	Pts	
Butler	0 0 0 0	28/30	19/28	0 85	
Gault	7 0 7 0	0	0	42	
Anderson	6 3 3 0	0	0	36	
W. Payton	5 4 1 0	0	0	30	
McKinnon	3 0 1 2	0	0	18	
Boso	2 0 2 0	0	0	12	
Gentry	2 0 1 1	0	0	12	
McMahon	2 2 0 0	0	0	12	
Gayle	1 0 0 1	0	0	6	
Moorehead	1 0 1 0	0	0	6	
Morris	1 0 1 0	0	0	6	
Sanders	1 1 0 0	0	0	6	
Tomczak	1 1 0 0	0	0	6	
Others	10 2 6 2	10/10	3/4	0 79	
BEARS	42	13 23	638/40	22/32	0 356
OPPONENTS	33	5 24	430/33	18/31	0 282

RUSHING	No	Yds	Avg	Lg	TD
Anderson	129	586	4.5	38t	3
W. Payton	146	533	3.7	17	4
Sanders	23	122	5.3	17	1
McMahon	22	88	4.0	13	2
Thomas	25	88	3.5	18	0
Tomczak	18	54	3.0	10	1
Gentry	6	41	6.8	12	0
Suhey	7	24	3.4	6	0
Gault	2	16	8.0	9	0
Harbaugh	4	15	3.8	9	0
Marshall	1	1	1.0	1	0
Perry	1	0	0.0	0	0
Others	101	386	3.8	28	2
BEARS	485	1954	4.0	38t	13
OPPONENTS	412	1413	3.4	25	5

RECEIVING	No	Yds	Avg	Lg	TD
Anderson	47	467	9.9	59t	3
Gault	35	705	20.1	56t	7
W. Payton	33	217	6.6	16	1
McKinnon	27	406	15.0	33	1
Moorehead	24	269	11.2	27	1
Morris	20	379	19.0	42t	1
Boso	17	188	11.1	31	2
Gentry	17	183	10.8	38t	1
Suhey	7	54	7.7	12	0
Sanders	3	53	17.7	25	0
Others	42	499	11.9	28	6
BEARS	272	3420	12.6	59t	23
OPPONENTS	255	3286	12.9	75t	24

PUNTING	No	Yds	Avg	Net	TB	In	Lg	B
Barnhardt	6	236	39.3	39.3	0	2	50	0
Brown	18	742	41.2	29.2	4	4	58	1
Wagner	36	1461	40.6	32.1	4	9	71	1
BEARS	62	2439	39.3	31.3	8	15	71	2
OPPONENTS	86	3408	39.6	32.4	7	16	60	1

INTS	No	Yds	Avg	Lg	TD
Duerson	3	0	0.0	0	0
Rivera	2	19	9.5	15	0
Phillips	2	1	0.5	1	0
Douglass	2	0	0.0	0	0
Gayle	1	20	20.0	20t	1
V. Jackson	1	0	0.0	0	0
Others	2	29	14.5	23t	1
BEARS	13	69	5.3	23t	2
OPPONENTS	24	334	13.9	70t	1

KO RETURNS	No	Yds	Avg	Lg	TD
Gentry	25	621	24.8	88t	1
Sanders	20	349	17.5	42	0
T. Bell	1	18	18.0	18	0
Suhey	1	9	9.0	9	0
Others	10	196	19.6	37	0
BEARS	57	1193	20.9	88t	1
OPPONENTS	58	1054	18.2	42	0

PUNT RET.	Ret	FC	Yds	Avg	Lg	TD
McKinnon	40	4	405	10.1	94t	2
Duerson	1	1	10	10.0	10	0
Others	9	1	69	7.7	16	0
BEARS	50	6	484	9.7	94t	2
OPPONENTS	26	7	339	13.0	83t	1

FGs	1-19	20-29	30-39	40-49	50+
Butler	0/0	11/11	5/5	1/6	2/6
Lashar	0/0	3/3	0/0	0/1	0/0
BEARS	0/0	14/14	5/5	1/7	2/6
OPPONENTS	0/0	6/8	4/5	8/13	0/1
Butler:(24G,25G)(50N,55N)0(0)(47N)(27G,52N)(47N,48N,27G,29G,24G,52G)(42G)(31G,37G,29G)(21G,27G,52G)(23G,26G,30G)(40N)(53N,48N)(38G,30G)					
Lashar:0(0)(42N,26G,27G)(22G)					
OPPONENTS:0(43G,46N)(42N,27G)(31N)(33N,48G,31G,42G,21G)(46G,37G)(35N)(39N,26N,47G)(27G)(36G)(42N,32G,50N,37N)(26N,27G)(20G,45G)(45G,29G)(48G,44N,46N)					

DEFENSE	(Top 10)	T	S	A	FF	FR	PD	SA	Int
Duerson	116	63	53	1	1	5	2	0	3
Singletary	108	55	53	3	1	4	2	0	0
Marshall	93	53	40	2	1	6	5	0	0
Bell	72	40	32	1	1	2	1	0	0
McMichael	57	29	38	1	0	2	7.5	0	0
Perry	55	25	30	0	0	2	3.0	0	0
Wilson	44	17	27	0	0	2	6.5	0	0
V. Jackson	39	19	20	2	0	12	0	0	1
Rivera	38	18	20	0	0	2	1.0	2	0
Dent	34	18	16	4	1	3	13.5	0	0
SACKS: Dent 13.5, McMichael 7.5, Wilson 6.5, Marshall 5.0, Hampton 3.5, Perry 3.0, Duerson 2.0, Singletary 2.0, Bell 1.0, Rivera 1.0, Harris 1.0									
TEAM 70.0, OPPONENTS 48.0									

USUAL STARTERS												
Offense						Defense						
WR.....Willie Gault						RE.....Richard Dent						
LT.....Jim Covert						RT.....William Perry						
LG.....Mark Bortz						LT.....Steve McMichael						
C.....Jay Hilgenberg						LE.....Dan Hampton						
RG.....Tom Thayer						WLB.....Wilbur Marshall						
RT.....Keith Van Horne						MLB.....Mike Singletary						
TE.....Emery Moorehead						SLB.....Otis Wilson						
WR.....Ron Morris						RCB.....Vestee Jackson						
QB.....J. McMahon/M. Tomczak						LCB.....Mike Richardson						
RB.....Walter Payton						SS.....Todd Bell						
FB.....Neal Anderson						FS.....Dave Duerson						

RANKINGS		
Team Stats	Bears	Avg Rank
Total Yards.....	5044.....	336.3.....12
Rushing Yards.....	1954.....	130.3.....13
Passing Yards.....	3090.....	206.0.....12
Points Scored.....	356.....	23.7.....-
	Opp	Avg Rank
Total Yards.....	4215.....	281.0.....2
Rushing Yards.....	1413.....	94.2.....1
Passing Yards.....	2802.....	186.8.....7
Points Scored.....	282.....	18.8.....-



1988 CHICAGO BEARS STATISTICS

Record: 12-4, .750

1st Place, NFC Central

Head Coach: Mike Ditka

Date	W/L	Score	Opponent	Points
09/04W	34-7	MIAMI	63,330	
09/11W	17-13	at Indianapolis	60,503	
09/18L	7-31	MINNESOTA	63,990	
09/25W	24-6	at Green Bay	56,492	
10/02W	24-3	BUFFALO	62,793	
10/09W	24-7	at Detroit	64,526	
10/16W	17-7	DALLAS	64,759	
10/24W	10-9	SAN FRANCISCO	65,293	
10/30L	7-30	at New England	60,821	
11/06W	28-10	TAMPA BAY	56,892	
11/13W	34-14	at Washington	52,418	
11/20W	27-15	at Tampa Bay	67,070	
11/27W	16-0	GREEN BAY	62,026	
12/05L	3-23	at L.A. RAMS	65,579	
12/11W	13-12	DETROIT	55,010	
12/19L	27-28	at Minnesota	62,067	
PLAYOFFS				
12/31W	20-12	PHILADELPHIA	65,534	
01/08L	3-28	SAN FRANCISCO	64,830	

	Bears	Opp
TOTAL FIRST DOWNS	303	264
Rushing	137	76
Passing	134	158
Penalty	32	30
3rd Down: Made/Att	91/217	68/216
3rd Down Pct.	41.9	31.4
4th Down: Made/Att	7/17	8/18
4th Down Pct.	41.1	44.4
TOTAL NET YARDS	5317	4360
Avg. Per Game	332.3	272.5
Total Plays	1040	977
Avg. Per Play	5.1	4.5
NET YARDS RUSHING	2319	1326
Avg. Per Game	144.9	82.9
Total Rushes	555	389
NET YARDS PASSING	2998	3034
Avg. Per Game	187.4	189.6
Sacked/Yards Lost	24/175	43/365
Gross Yards	3173	3399
Att./Comp.	461/248	545/245
Completion Pct.	53.8	45.0
Had Intercepted	15	26
PUNTS/AVERAGE	79/41.5	90/40.2
NET PUNTING AVG.	79/33.4	90/34.8
PENALTIES/YARDS	88/644	102/804
FUMBLES/BALL LOST	37/19	17/9
TOUCHDOWNS	38	25
Rushing	25	5
Passing	13	18
Returns	0	2

PASSING	Att	Cmp	Yds	Cmp%	Yd/Att	TD	TD%	Int	Int%	Lg	Sack/Lost	Rating
McMahon	192	114	1346	59.4	7.01	6	3.1	7	3.6	63t	13/79	76.0
Tomczak	170	86	1310	50.6	7.71	7	4.1	6	3.5	76t	5/47	75.4
Harbaugh	97	47	514	48.5	5.30	0	0.0	2	2.1	56	6/49	55.9
Anderson	1	0	0	0.0	0.00	0	0.0	0	0.0	0	0/0	39.6
Wagner	1	1	3	100.0	3.00	0	0.0	0	0.0	3	0/0	79.2
BEARS	461	248	3173	53.8	6.88	13	2.8	15	3.3	76t	24/175	71.4
OPPONENTS	545	245	3399	45.0	6.24	18	3.3	26	4.8	80t	43/365	56.7

Score by Period	1	2	3	4	OT	Tot
BEARS	77	131	42	62	0	312
OPPONENTS	49	56	50	60	0	215

SCORING	TDs:Ru-Pa-RK-PAT	FG	S	Pts		
Butler	0	0	0	37/38 15/9 0	82	
Anderson	12	12	0	0	0	72
Gentry	4	1	3	0	0	24
McKinnon	4	1	3	0	0	24
McMahon	4	4	0	0	0	24
Morris	4	0	4	0	0	24
Sanders	3	3	0	0	0	18
Moorehead	2	0	2	0	0	12
Suhey	2	2	0	0	0	12
Harbaugh	1	1	0	0	0	6
Muster	1	0	1	0	0	6
Tomczak	1	1	0	0	0	6
McMichael	0	0	0	0	1	2
BEARS	38	25	13	0	37/38 15/9 1	312
OPPONENTS	25	5	18	2	22/25 13/22 2	215

RUSHING	No	Yds	Avg	Lg	TD
Anderson	249	1106	4.4	80t	12
Sanders	95	332	3.5	20t	3
Suhey	87	253	2.9	19	2
Muster	44	197	4.5	15	0
Harbaugh	19	110	5.8	19	1
McMahon	26	104	4.0	16	4
Gentry	7	86	12.3	58t	1
Morris	3	40	13.3	21	0
Tomczak	13	40	3.1	17	1
McKinnon	3	25	8.3	12	1
Thomas	5	20	4.0	8	0
Davis	1	3	3.0	3	0
Kozlowski	1	3	3.0	3	0
Wagner	2	0	0.0	0	0
BEARS	555	2319	4.3	80t	25
OPPONENTS	389	1326	3.4	32	5

RECEIVING	No	Yds	Avg	Lg	TD
McKinnon	45	704	15.6	76t	3
Anderson	39	371	9.5	36	0
Gentry	33	486	14.7	45	3
Morris	28	498	17.8	63t	4
Cross	21	236	11.2	40t	1
Suhey	20	154	7.7	29	0
Davis	15	220	14.7	36	0
Thornton	15	135	9.0	19	0
Moorehead	14	133	9.5	28	2
Sanders	9	94	10.4	39	0
Boso	6	50	8.3	15	0
Kozlowski	3	92	30.7	50	0
BEARS	248	3173	12.8	76t	13
OPPONENTS	245	3399	13.9	80t	18

PUNTING	No	Yds	Avg	Net	TB	In	Lg	B
Wagner	79	3282	41.5	33.4	10	18	70	0
BEARS	79	3282	41.5	33.4	10	18	70	0
OPPONENTS	90	3622	40.2	34.8	10	29	62	0

INTS	No	Yds	Avg	Lg	TD
Jackson	8	94	11.8	46	0
Tate	4	35	8.8	17	0
Morrissey	3	13	4.3	13	0
Duerson	2	18	9.0	18	0
Richardson	2	15	7.5	15	0
Krumm	2	14	7.0	14	0
Rivera	2	0	0.0	0	0
Douglass	1	35	35.0	35	0
Singletary	1	13	13.0	13	0
Gayle	1	0	0.0	0	0
BEARS	26	237	9.1	46	0
OPPONENTS	15	175	11.7	94t	1

KO RETURNS	No	Yds	Avg	Lg	TD
Gentry	27	578	21.4	51	0
Sanders	13	248	19.1	38	0
Muster	3	33	11.0	15	0
Kozlowski	2	37	18.5	24	0
BEARS	45	896	19.9	51	0
OPPONENTS	56	1130	20.2	51	0

PUNT RET.	Ret	FC	Yds	Avg	Lg	TD
McKinnon	34	8	277	8.1	23	0
Davis	3	1	17	5.7	13	0
Kozlowski	1	0	0	0.0	0	0
BEARS	38	9	294	7.7	23	0
OPPONENTS	40	9	447	11.2	64	0

FGs	1-19	20-29	30-39	40-49	50+
Butler	1/1	4/4	7/8	3/6	0/0
BEARS	1/1	4/4	7/8	3/6	0/0
OPPONENTS	0/0	7/7	3/5	2/8	1/2
Butler:	(40N, 44N)	(40G, 37N)	(0)(35G)	(22G)	(37G)
	(21G, 42N)	(18G)	(0)(32G, 24G)	(36G, 43G)	(0)(39G)
	(35G, 32G)	(20G, 45G)			
OPPONENTS:	(0)(38G, 53G)	(37G)	(0)(28G, 46N)		
	(0)(42N, 35N)	(51N)	(35G)	(44N, 45G, 40N)	(0)
	(27G, 37N, 23G)	(48N, 43N)	(25G, 27G, 22G)	(25G, 44G)	

DEFENSE	(Top 10)	T	S	A	FF	FR	PD	Sa	Int
Singletary	170	89	81	0	1	3	1.0	1	0
Duerson	105	57	48	2	0	6	1.0	2	0
McMichael	88	54	34	1	2	1	11.5	0	0
Hampton	88	50	38	0	0	3	9.5	0	0
Rivera	88	45	43	1	0	3	2.0	2	0
Douglass	76	43	33	0	2	1	11.0	1	0
Morrissey	68	26	42	0	1	5	0.0	3	0
Jackson	62	40	22	0	0	22	0.0	8	0
Dent	61	31	30	3	1	2	10.5	0	0
Richardson	60	40	20	0	0	30	0.0	2	0
SACKS:	McMichael 11.5, Dent 10.5, Hampton 9.5, Harris 3.5, Chapura 2.0, Rivera 2.0, Duerson 1.0, Johnson 1.0, Singletary 1.0, Smith 1.0								
TEAM	43.0	OPPONENTS	24.0						

USUAL STARTERS

Offense	Defense
WR..... Dennis Gentry	RE.....Richard Dent
LT..... J. Covert/J. Wojciechowski	RT.....Dan Hampton
LG..... Mark Bortz	LT.....Steve McMichael
C..... Jay Hilgenberg	LE.....Al Harris
RG..... Tom Thayer	WLB.....Jim Morrissey
TE..... Keith Van Horne	MLB.....Mike Singletary
TE..... Jim Thornton	SLB.....Ron Rivera
WR..... Dennis McKinnon	RCB.....Vestee Jackson
QB..... Jim McMahon	LCB.....Mike Richardson
RB..... Neal Anderson	SS.....Dave Duerson
FB..... Matt Suhey	FS.....Shaun Gayle

RANKINGS

Team Stats	Bears	Avg	Rank
Total Yards	5317	332.3	11
Rushing Yards	2319	144.9	3
Passing Yards	2998	187.4	20
Points Scored	312	19.5	-
	Opp	Avg	Rank
Total Yards	4360	272.5	2
Rushing Yards	1326	82.9	1
Passing Yards	3034	189.6	9
Points Scored	215	13.4	-



CHICAGO BEARS ALL-TIME RESULTS

1989 CHICAGO BEARS STATISTICS

Record: 6-10, .375

4th Place, NFC Central

Head Coach: Mike Ditka

09/10 W 17-10	CINCINNATI	64,730
09/17 W 38-7	MINNESOTA	66,475
09/24 W 47-27	at Detroit	71,418
10/02 W 27-13	PHILADELPHIA	66,625
10/08 L 35-42	at Tampa Bay	72,077
10/15 L 28-33	HOUSTON	64,383
10/23 L 7-27	at Cleveland	78,722
10/29 W 20-10	L.A. RAMS	65,506
11/05 L 13-14	at Green Bay	56,556
11/12 W 20-0	at Pittsburgh	56,505
11/19 L 31-32	TAMPA BAY	63,826
11/26 L 14-38	at Washington	50,044
11/29 L 16-27	at Minnesota	60,664
12/10 L 17-27	DETROIT	52,650
12/17 L 28-40	GREEN BAY	44,781
12/24 L 0-26	at San Francisco	60,207

	Bears	Opp
TOTAL FIRST DOWNS	302	332
Rushing	136	118
Passing	147	191
Penalty	19	23
3rd Down: Made/Att	92/214	84/206
3rd Down Pct.	43.9	40.8
4th Down: Made/Att	10/18	7/15
4th Down Pct.	55.6	46.7
POSSESSION AVG.	31:10	28:50
TOTAL NET YARDS	5375	5729
Avg. Per Game	335.9	358.1
Total Plays	1028	1039
Avg. Per Play	5.2	5.5
NET YARDS RUSHING	2287	1897
Avg. Per Game	142.9	118.6
Total Rushes	516	446
NET YARDS PASSING	3088	3832
Avg. Per Game	193.0	239.5
Sacked/Yards Lost	28/174	39/247
Gross Yards	3262	4079
Att./Comp.	484/267	554/307
Completion Pct.	55.2	55.4
Had Intercepted	25	26
PUNTS/AVERAGE	72/39.5	67/39.6
NET PUNTING AVG.	72/39.4	67/34.6
PENALTIES/YARDS	95/846	95/802
FUMBLES/BALL LOST	23/47	24/12
TOUCHDOWNS	45	43
Rushing	22	21
Passing	21	21
Returns	2	1

PASSING	Att	Cmp	Yds	Cmp%	Yd/Att	TD	INT	Int%	Lg	Sack/Lost	Rating
Tomczak	306	156	2058	51.0	6.73	16	5.2	16	5.2	79t	68.2
Harbaugh	178	111	1204	62.4	6.76	5	2.8	9	5.1	49t	70.5
BEARS	484	267	3262	55.2	6.74	21	4.3	25	5.2	79t	69.1
OPPONENTS	5554	307	4079	55.4	7.36	21	3.8	26	4.7	97t	72.0

Score by Period	1	2	3	4	OT	Tot
BEARS	40	108	82	128	0	358
OPPONENTS	69	111	72	125	0	377

SCORING	TDs:Ru-Pa-RK-PAT	FG	S	Pts
Anderson	15 11 4 0	0	90	
Butler	0 0 0 0	0.43/45	15/19	0 88
Muster	8 5 3 0	0		48
Davis	3 0 3 0	0		18
Harbaugh	3 3 0 0	0		18
McKinnon	3 0 3 0	0		18
Thornton	3 0 3 0	0		18
Sanders	2 0 1 1	0		12
Suhey	2 1 1 0	0		12
Boso	1 0 1 0	0		6
Gentry	1 0 1 0	0		6
Green	1 1 0 0	0		6
Morris	1 0 1 0	0		6
Stinson	1 0 0 1	0		6
Tomczak	1 1 0 0	0		6
BEARS	45 22 21 243/45	15/19	0	358
OPPONENTS	43 21 21 141/43	26/36	0	377

RUSHING	No	Yds	Avg	Lg	TD
Anderson	274	1275	4.7	73	11
Muster	82	327	4.0	20	5
Harbaugh	45	276	6.1	26t	3
Sanders	41	127	3.1	19	0
Gentry	17	106	6.2	29	0
Tomczak	24	71	3.0	18	1
Suhey	20	51	2.6	8	1
Green	5	46	9.2	37t	1
Morris	1	14	14.0	14	0
Taylor	2	7	3.5	7	0
Buford	1	6	6.0	6	0
McKinnon	3	5	1.7	3	0
Thornton	1	4	4.0	4	0
BEARS	516	2287	4.4	73	22
OPPONENTS	446	1897	4.3	68t	21

RECEIVING	No	Yds	Avg	Lg	TD
Anderson	50	434	8.7	49t	4
Gentry	39	463	11.9	79t	1
Muster	32	259	8.1	25	3
Morris	30	486	16.2	58t	1
McKinnon	28	418	14.9	41	3
Davis	26	397	15.3	52t	3
Thornton	24	392	16.3	36t	3
Boso	17	182	10.7	43	1
Suhey	9	73	8.1	22	1
Green	5	48	9.6	21	0
Kozlowski	3	74	24.7	55	0
Sanders	3	28	9.3	16t	1
Waddle	1	8	8.0	8	0
BEARS	267	3262	12.2	79t	21
OPPONENTS	307	4079	13.3	97t	21

PUNTING	No	Yds	Avg	Net	TB	In	Lg	B
Buford	72	2884	39.5	33.4	9	21	60	0
BEARS	72	2884	39.5	33.4	9	21	60	0
OPPONENTS	67	2655	39.6	34.6	6	15	63	0

INTS	No	Yds	Avg	Lg	TD
Stinson	4	59	14.8	29t	1
Lynch	3	55	18.3	41	0
Gayle	3	39	13.0	20	0
Woolford	3	0	0.0	0	0
Roper	2	46	23.0	43	0
Jackson	2	16	8.0	16	0
Rivera	2	1	0.5	1	0
Morrissey	2	0	0.0	0	0
Dent	1	30	30.0	30	0
Paul	1	20	20.0	20	0
Duerson	1	2	2.0	2	0
Douglass	1	0	0.0	0	0
Tate	1	0	0.0	0	0
BEARS	26	268	10.3	43	1
OPPONENTS	25	182	7.3	53	1

KO RETURNS	No	Yds	Avg	Lg	TD
Gentry	28	667	23.8	63	0
Sanders	23	491	21.3	96t	1
Green	11	239	21.7	37	0
Suhey	6	93	15.5	21	0
Pruitt	2	17	8.5	11	0
Chapura	1	8	8.0	8	0
Kozlowski	1	12	12.0	12	0
Tate	1	12	12.0	12	0
BEARS	73	1539	21.1	96t	1
OPPONENTS	68	1375	20.2	62	0

PUNT RET.	Ret	FC	Yds	Avg	Lg	TD
Green	16	5	141	8.8	24	0
McKinnon	10	3	67	6.7	17	0
Kozlowski	4	0	2	0.5	4	0
Waddle	1	0	2	2.0	2	0
Woolford	1	0	12	12.0	12	0
BEARS	32	8	220	6.9	24	0
OPPONENTS	30	5	262	8.7	34	0

FGs	1-19	20-29	30-39	40-49	50+
Butler	0/0	6/6	6/7	3/5	0/1
BEARS	0/0	6/6	6/7	3/5	0/1
OPPONENTS	3/3	11/11	3/6	8/13	1/3
Butler:(29G)(40G)(21G,22G,25G,32G)(0)(000)					
(35G,46G)(25G,37G)(39G,35G)(40G)(0)(33G,44N)					
(22G,43N,37N)(0)(50N)					

DEFENSE (Top 10)	T	S	A	FF	FR	PD	Sa	Int
Singletary	151	79	72	2	0	5	1.0	0
Gayle	108	60	48	1	2	8	0.0	3
McMichael	108	59	49	1	1	2	7.5	0
Rivera	96	38	58	1	1	4	2.0	2
Duerson	91	52	39	1	0	7	0.0	1
Armstrong	80	37	43	1	1	1	5.0	0
Jackson	74	44	30	0	1	12	0.0	2
Dent	70	37	33	2	2	5	9.0	1
Roper	68	41	27	2	0	6	4.5	2
Perry	61	30	31	0	2	2	4.0	0

SACKS: Dent 9.0, McMichael 7.5, Armstrong 5.0, Roper 4.5, Perry 4.0, Chapura 3.0, Hampton 2.0, Rivera 2.0, Singletary 1.0, Woods 1.0

TEAM 39.0, OPPONENTS 28.0

USUAL STARTERS

Offense	Defense
WR.....Ron Morris	RE.....Richard Dent
LT.....Jim Covert	RT.....William Perry
LG.....Mark Bortz	LT.....Steve McMichael
C.....Jay Hilgenberg	LE.....Trace Armstrong
RG.....Tom Thayer	VLB.....John Roper
RT.....Keith Van Horne	MLB.....Mike Singletary
TE.....Jim Thornton	SLB.....Ron Rivera
WR.....Dennis McKinnon	RCB.....Vestee Jackson
QB.....Mike Tomczak	LCB.....Donnell Woolford
RB.....Neal Anderson	SS.....Dave Duerson
FB.....Brad Muster	FS.....Shaun Gayle

RANKINGS

Team Stats	Bears	Avg	Rank
Total Yards	5375	335.9	10
Rushing Yards	2287	142.0	2
Passing Yards	3088	193.0	19
Points Scored	358	22.4	-

	Opp	Avg	Rank
Total Yards	5729	358.1	25
Rushing Yards	1897	118.6	15
Passing Yards	3832	239.5	24
Points Scored	377	23.6	-



1990 CHICAGO BEARS STATISTICS

Record: 11-5, .688

1st Place, NFC Central

Head Coach: Mike Ditka

09/09W	17-0	SEATTLE	64,400
09/16 W	31-13	at Green Bay	58,938
09/23 W	19-16	MINNESOTA	65,420
09/30 L	10-24	at L.A. Raiders	80,156
10/07 W	27-13	GREEN BAY	59,929
10/14 W	38-9	L.A. RAMS	59,383
10/28 W	31-21	at Phoenix	71,233
11/04 W	26-6	at Tampa Bay	68,555
11/11 W	30-24	ATLANTA	62,855
11/18 W	16-13	ot at Denver	75,013
11/25 L	13-41	at Minnesota	58,866
12/02 W	23-17	ot DETROIT	62,313
12/09 L	9-10	at Washington	53,920
12/16 L	21-38	at Detroit	67,759
12/23 W	27-14	TAMPA BAY	46,456
12/29 L	10-21	KANSAS CITY	60,262

PLAYOFFS

01/06 W	16-6	NEW ORLEANS	60,767
01/13 L	3-31	at N.Y. Giants	77,025

	Bears	Opp
TOTAL FIRST DOWNS	295	256
Rushing	142	102
Passing	134	136
Penalty	19	18
3rd Down: Made/Att	81/221	65/188
3rd Down Pct.	36.7	34.6
4th Down: Made/Att	5/13	6/11
4th Down Pct.	38.5	54.5
POSSESSION AVG.	33:06	26:54
TOTAL NET YARDS	4980	4492
Avg. Per Game	311.3	280.8
Total Plays	1024	927
Avg. Per Play	4.9	4.8
NET YARDS RUSHING	2436	1572
Avg. Per Game	152.3	98.3
Total Rushes	551	391
NET YARDS PASSING	2544	2920
Avg. Per Game	159.0	182.5
Sacked/Yards Lost	43/283	41/300
Gross Yards	2827	3220
Att./Comp.	430/229	495/258
Completion Pct.	53.3	52.1
Had Intercepted	12	31
PUNTS/AVERAGE	78/39.4	74/37.9
NET PUNTING AVG.	78/33.5	74/31.7
PENALTIES/YARDS	75/615	84/676
FUMBLES/BALL LOST	29/14	38/14
TOUCHDOWNS	39	31
Rushing	22	10
Passing	14	19
Returns	3	2

PASSING	Att	Cmp	Yds	Cmp%	Yd/Att	TD	TD%	Int	Int%	Lg	Sack/Lost	Rating
Harbaugh	312	180	2178	57.7	6.96	10	3.2	6	1.9	80t	31/206	81.9
Tomczak	104	39	521	37.5	5.01	3	2.9	5	4.6	48	11/70	43.8
Willis	13	9	106	69.2	8.15	1	7.7	1	7.7	18	1/7	87.3
Bailey	1	1	22	100.0	22.00	0	0.0	0	0.0	22	0/0	71.8
BEARS	430	229	2827	53.3	6.57	14	3.3	12	2.8	80t	43/283	73.1
OPPONENTS	549	258	3220	52.1	6.51	19	3.8	31	6.3	76t	41/300	59.3

Score by Period	1	2	3	4	OT	Tot
BEARS	54	156	70	59	9	348
OPPONENTS	59	80	53	88	0	280

SCORING	TDs:Ru-Pa-RK-PAT	FG	S	Pts
Butler	0 0 0 0	36/37	26/37	0 114
Anderson	13 10 3 0	0	0	78
Muster	6 6 0 0	0	0	36
Harbaugh	4 4 0 0 0	0	0	24
Davis	3 0 3 0	0	0	18
Morris	3 0 3 0	0	0	18
Tomczak	2 2 0 0	0	0	12
Gentry	2 0 2 0	0	0	12
Boso	1 0 1 0	0	0	6
Green	1 0 1 0	0	0	6
Thornton	1 0 1 0	0	0	6
Jackson	1 0 0 1	0	0	6
Dent	1 0 0 1	0	0	6
Bailey	1 0 0 1	0	0	6
BEARS	39 22 14 3	36/37	26/37	0 348
OPPONENTS	31 10 9 2	28/31	22/28	0 280

RUSHING	No	Yds	Avg	Lg	TD
Anderson	250	1078	4.1	52	10
Muster	141	664	4.7	28	6
Harbaugh	51	321	6.3	17	4
Green	27	126	4.7	14	0
Bailey	26	86	3.3	9	0
Rouse	16	56	3.5	10	0
Gentry	11	43	3.9	11	0
Tomczak	12	41	3.4	14	2
Morris	2	26	13.0	16	0
L. Tate	3	5	1.7	4	0
Perry	1	-1	-1.0	-1	0
Buford	1	-9	-9.0	-9	0
BEARS	551	2436	4.4	52	22
OPPONENTS	391	1572	4.0	25	10

RECEIVING	No	Yds	Avg	Lg	TD
Muster	47	452	9.6	48	0
Anderson	42	484	11.5	50t	3
Davis	39	572	14.7	51	3
Morris	31	437	14.1	67t	3
Gentry	23	320	13.9	80t	2
Thornton	19	254	13.4	32	1
Boso	11	135	12.3	25	1
Kozlowski	7	83	11.9	32	0
Green	4	26	6.5	10t	1
Waddle	2	32	16.0	23	0
Smith	2	20	10.0	12	0
Coley	1	7	7.0	7	0
Tomczak	1	5	5.0	5	0
BEARS	229	2827	12.3	80t	14
OPPONENTS	258	3220	12.5	76t	19

PUNTING	No	Yds	Avg	Net	TB	In	Lg	B
Buford	76	3073	40.4	33.5	7	22	59	2
BEARS	78	3073	39.4	33.5	7	22	59	2
OPPONENTS	74	2804	37.9	31.7	3	13	56	0

INTS	No	Yds	Avg	Lg	TD
Carrier	10	39	3.9	14	0
Stinson	6	66	11.0	30	0
Dent	3	21	7.0	15	0
Woodford	3	18	6.0	9	0
Paul	2	49	24.5	26	0
Rivera	2	13	6.5	13	0
Morrissey	2	12	6.0	12	0
Gayle	2	5	2.5	5	0
Jackson	1	45	45.0	45t	1
BEARS	31	268	8.6	45t	1
OPPONENTS	12	164	13.7	46	0

KO RETURNS	No	Yds	Avg	Lg	TD
Bailey	23	363	15.8	30	0
Gentry	18	388	21.6	59	0
Green	7	112	16.0	20	0
Rouse	3	17	5.7	10	0
Ryan	1	-1	-1.0	-1	0
L. Tate	1	0	0.0	0	0
BEARS	54	879	16.3	59	0
OPPONENTS	73	1494	20.5	64	0

PUNT RET.	Ret	FC	Yds	Avg	Lg	TD
Bailey	36	13	399	11.1	95t	1
BEARS	36	13	399	11.1	95t	1
OPPONENTS	39	6	322	8.3	30	0

FGs	1-19	20-29	30-39	40-49	50+
Butler	1/1	8/8	5/8	8/13	4/7
BEARS	1/1	8/8	5/8	8/13	4/7
OPPONENTS	1/1	8/8	10/14	3/4	0/1
Butler:(47G,57N)(41G)(23G,51G,32G,36N,52G)					
(22G)(50G,32N,51G)(27G)(33G)(51N,30G,22G,40N)					
(21G)(37G,32G,41N,44G)(40G,43G,41N)(35N,19G)					
(29G,23G,46G,46N)(50N)(42N,46G,43G)(24G)					
OPPONENTS: (1)(37G,37G)(26G,24G,22G)(27G,36N)					
(38G,27G)(35G)(36N)(1)(42N,36G)(27G,24G)					
(41G,45G,43G,35N)(54N,35G)(26G)(39N)					
(19G,30G,43G,32G,38G)					

DEFENSE												
(Top 10)	T	S	A	FF	FR	PD	Sa	Int				
Singletary	151	67	84	0	2	4	1.0	0				
Gayle	125	73	52	4	1	13	1.0	2				
Carrier	122	55	67	5	2	20	0.0	10				
Morrissey	109	54	55	1	2	9	0.0	2				
Armstrong	82	33	49	2	2	4	10.0	0				
Dent	81	43	38	2	3	13	12.0	3				
McMichael	71	39	32	0	0	4	4.0	0				
Perry	70	40	30	2	0	0	4.0	0				
Woodford	70	38	32	0	0	13	2.0	3				
Rivera	64	24	40	2	1	4	0.0	2				
SACKS: Dent 12.0, Armstrong 10.0, McMichael 4.0, Perry 4.0, Cox 3.0, Jones 2.0, Woodford 2.0, Pruitt 1.0, Singletary 1.0, Gayle 1.0, Roper 1.0												
TEAM 41.0, OPPONENTS 43.0												

USUAL STARTERS

Offense	Defense
WR.....Wendell Davis	RE.....Richard Dent
LT.....Jim Covert	RT.....Dan Hampton
LG.....Mark Bortz	LT.....William Perry
C.....Jay Hilgenberg	LE.....Trace Armstrong
RG.....Tom Thayer	WLB.....Ron Rivera
RT.....Keith Van Horne	MLB.....Mike Singletary
TE.....Jim Thornton	SLB.....Jim Morrissey
WR.....Ron Morris	RCB.....Lemuel Stinson
QB.....Jim Harbaugh	LCB.....Donnell Woolford
RB.....Neal Anderson	SS.....Shaun Gayle
FB.....Brad Muster	FS.....Mark Carrier

RANKINGS

Team Stats	Bears	Avg	Rank
Total Yards	4980	311.3	13
Rushing Yards	2436	152.3	2
Passing Yards	2544	159.0	28
Points Scored	348	21.8	

	Opp	Avg	Rank
Total Yards	4492	280.8	6
Rushing Yards	1572	98.3	7
Passing Yards	2920	182.5	10
Points Scored	280	17.5	



CHICAGO BEARS ALL-TIME RESULTS

1991 CHICAGO BEARS STATISTICS

Record: 11-5, .688

2nd Place, NFC Central

Head Coach: Mike Ditka

09/01 W	10-6	MINNESOTA	64,112
09/08 W	21-20	at Tampa Bay	65,625
09/15 W	20-17	N.Y. GIANTS	64,829
09/23 W	19-13	at N.Y. JETS	65,255
09/29 L	20-35	at Buffalo	80,366
10/06 L	7-35	WASHINGTON	64,941
10/17 W	10-0	at Green Bay	58,435
10/27 W	20-17	at New Orleans	68,591
11/03 W	20-10	DETROIT	57,281
11/11 W	34-17	at Minnesota	59,001
11/17 W	31-17	at Indianapolis	60,519
11/24 L	13-16	at MIAMI	58,288
11/28 L	6-16	at Detroit	78,879
12/08 W	27-13	GREEN BAY	62,353
12/14 W	27-0	TAMPA BAY	54,719
12/23 L	14-52	at San Francisco	60,419
PLAYOFFS			
12/29 L	13-17	DALLAS	62,594

	Bears	Opp.
TOTAL FIRST DOWNS	317	254
Rushing	120	77
Passing	168	164
Penalty	29	13
3rd Down: Made/Att	95/221	69/208
3rd Down Pct.	43.0	33.2
4th Down: Made/Att	7/18	10/21
4th Down Pct.	38.9	47.6
POSSESSION AVG.	33:01	26:59
TOTAL NET YARDS	5069	4507
Avg. Per Game	316.8	281.7
Total Plays	1025	942
Avg. Per Play	4.9	4.8
NET YARDS RUSHING	1949	1580
Avg. Per Game	121.8	98.8
Total Rushes	502	389
NET YARDS PASSING	3120	2927
Avg. Per Game	195.0	182.9
Sacked/Yards Lost	26/172	40/257
Gross Yards	3292	3184
Att./Comp.	497/286	513/286
Completion Pct.	57.5	55.8
Had Intercepted	17	17
PUNTS/AVERAGE	70/40.2	81/41.3
NET PUNTING AVG.	70/35.0	81/35.8
PENALTIES/YARDS	79/657	94/891
FUMBLES/BALL LOST	25/16	25/13
TOUCHDOWNS	35	29
Rushing	18	9
Passing	16	19
Returns	1	1

PASSING	Att	Cmp	Yds	Cmp%	Yd/Att	TD	TD%	Int	Int%	Lg	Sack/Lost	Rating
Harbaugh	478	275	3121	57.5	6.53	15	3.1	16	3.3	84t	24/163	73.7
Willis	18	11	171	61.1	9.50	1	5.6	1	5.6	42	2/9	88.0
Anderson	1	0	0	0.0	0.00	0	0.0	0	0.0	0	0/0	39.6
BEARS	497	286	3292	57.5	6.62	16	3.2	17	3.4	84t	26/172	74.1
OPPONENTS	5513	286	3184	55.8	6.21	19	3.7	17	3.3	77t	40/257	72.9

Score by Period	1	2	3	4	OT	Tot
BEARS	40	96	71	86	6	299
OPPONENTS	57	72	51	86	3	269

SCORING	TDs:Ru-Pa-RK-PAT	FG	S	Pts
Butler	0 0 0 0	32/34	19/29	0 89
Anderson	9 6 3 0			0 54
Muster	7 6 1 0			0 42
Davis	6 0 6 0			0 36
Green	3 3 0 0			0 18
Waddle	3 0 3 0			0 18
Harbaugh	2 2 0 0			0 12
Morgan	2 0 2 0			0 12
Bailey	1 1 0 0			0 6
Stinson	1 0 1 0			0 6
Thornton	1 0 1 0			0 6
BEARS	35 18 16 1	32/34	19/29	0 299
OPPONENTS	29 9 19 1	29/29	22/30	0 269

RUSHING	No	Yds	Avg	Lg	TD
Anderson	210	747	3.6	42t	6
Muster	90	412	4.6	24	6
Harbaugh	70	338	4.8	20	2
Green	61	217	3.6	18	3
Rouse	27	74	2.7	10	0
Gentry	9	58	6.4	17	0
Bailey	15	43	2.9	11	1
Lewis	15	36	2.4	9	0
Morgan	3	18	6.0	13	0
Willis	2	5	3.0	8	0
BEARS	502	1949	3.9	42t	18
OPPONENTS	389	1580	4.1	64t	9

RECEIVING	No	Yds	Avg	Lg	TD
Davis	61	945	15.5	75t	6
Waddle	55	599	10.9	37t	3
Anderson	47	368	7.8	26t	3
Muster	35	287	8.2	21	1
Thornton	17	278	16.4	33	1
Gentry	16	149	9.3	18	0
Rouse	15	93	6.2	14	0
Morgan	13	211	16.2	84t	2
Morris	8	147	18.4	33	0
Jennings	8	109	13.6	19	0
Green	6	54	9.0	15	0
Boso	3	36	12.0	22	0
Kozlowski	2	16	8.0	11	0
BEARS	286	3292	11.5	84t	16
OPPONENTS	286	3184	11.1	77t	19

PUNTING	No	Yds	Avg	Net	TB	In	Lg	B
Buford	69	2814	40.8	35.0	8	13	64	1
BEARS	70	2814	40.2	35.0	8	13	64	1
OPPONENTS	81	3343	41.3	35.8	5	26	61	0

INTS	No	Yds	Avg	Lg	TD
Stinson	4	69	17.3	34t	1
Paul	3	21	7.0	10	0
Carrier	2	54	27.0	39	0
Tate	2	35	17.5	28	0
Woolford	2	21	10.5	16	0
Gayle	1	11	11.0	11	0
Mangum	1	5	5.0	5	0
Morrissey	1	5	5.0	5	0
Dent	1	4	4.0	4	0
BEARS	17	225	13.2	39	1
OPPONENTS	17	145	8.5	23	0

KO RETURNS	No	Yds	Avg	Lg	TD
Bailey	16	311	19.4	31	0
Gentry	13	227	17.5	27	0
Morgan	4	69	17.3	29	0
Green	4	69	17.3	29	0
Lewis	2	13	6.5	13	0
Rouse	2	10	5.0	10	0
BEARS	45	763	17.0	31	0
OPPONENTS	58	1134	19.6	47	0

PUNT RET.	Ret	FC	Yds	Avg	Lg	TD
Bailey	36	11	281	7.8	37	0
Waddle	5	3	31	6.2	11	0
Green	3	1	9	3.0	8	0
Morgan	3	0	19	6.3	11	0
BEARS	47	15	340	7.2	37	0
OPPONENTS	28	12	205	7.3	18	0

FGs	1-19	20-29	30-39	40-49	50+
Butler	1/1	9/11	3/5	5/9	1/3
BEARS	1/1	9/11	3/5	5/9	1/3
OPPONENTS	1/1	9/10	7/9	3/7	2/3
Butler:(27N,22G)0(46G,20G)(33G,45N,44G)					
(28G,42G)0(22G,46N)(34G,48G,51N)					
(21G,25G,43N)(50G,41G,35N)(21G)					
(32G,19G,24N,50N)(27G,22G,37N)0(41N)0					
OPPONENTS :(26G,24G)(31G,49N,36G)					
(43N,35G,35N)(19G,37N,34G,28N)(49N)					
(47G,54N,23G)0(60G)(31G)(20G)(47G)					
(35G,22G,27G)(21G,50G,37G)(25G,25G,49N)0(41G)					

DEFENSE	(Top 10)	T	S	A	FF	FR	PD	Sa	Int
Singletary	124	53	71	0	0	0	0	0	0
Morrissey	96	45	51	0	0	0	4	0	1
McMichael	94	48	46	2	2	4	9	0	0
Carrier	93	41	52	1	1	12	0	0	2
Roper	90	47	43	0	0	8	8	0	0
Dent	84	50	34	0	1	7	10	5	1
Perry	80	49	31	3	0	1	5	5	0
Woolford	77	52	25	0	1	19	1	0	2
Paul	75	32	43	0	0	6	0	0	3
Mangum	68	49	19	1	1	7	1	0	1
SACKS: Dent 10.5, McMichael 9.0, Roper 8.0, Perry 5.5, Armstrong 1.5, Ryan 1.5, Cox 1.0, Woolford 1.0, Mangum 1.0, Williams 1.0									
TEAM 40.0, OPPONENTS 26.0									

USUAL STARTERS

Offense	Defense
WR.....Wendell Davis	RE.....Richard Dent
LT.....John Wojciechowski	RT.....William Perry
LG.....Mark Bortz	LT.....Steve McMichael
C.....Jay Hilgenberg	LE.....Trace Armstrong
RG.....Tom Thayer	WLB.....John Roper
RT.....Keith Van Horne	MLB.....Mike Singletary
TE.....Jim Thornton	SLB.....Jim Morrissey
WR.....Tom Waddle	RCB.....Lemuel Stinson
QB.....Jim Harbaugh	LCB.....Donnell Woolford
RB.....Neal Anderson	SS.....Shaun Gayle
FB.....Brad Muster	FS.....Mark Carrier

RANKINGS

Team Stats	Bears	Avg	Rank
Total Yards	5069	316.8	11
Rushing Yards	1949	121.8	9
Passing Yards	3120	195.0	13
Points Scored	299	18.7	-
	Opp	Avg	Rank
Total Yards	4507	281.7	4
Rushing Yards	1580	98.8	10
Passing Yards	2927	182.9	81
Points Scored	269	16.8	-



1992 CHICAGO BEARS STATISTICS

Record: 5-11, .313

T-3rd Place, NFC Central

Head Coach: Mike Ditka

09/06W	27-24	DETROIT	63,672		
09/13 L	6-28	at New Orleans	68,591		
09/21 L	14-27	N.Y. GIANTS	63,444		
09/27 W	41-31	ATLANTA	63,528		
10/04 L	20-21	at Minnesota	60,992		
10/18 W	31-14	TAMPA BAY	61,412		
10/25 W	30-10	at Green Bay	59,435		
11/02 L	10-38	MINNESOTA	61,257		
11/08 L	28-31	at CINCINNATI	56,120		
11/15 L	17-20	at Tampa Bay	69,102		
11/22 L	3-17	GREEN BAY	56,170		
11/29 L	14-27	at Cleveland	73,578		
12/07 L	7-24	at Houston	62,193		
12/13 W	30-6	PITTSBURGH	52,904		
12/20 L	3-16	at Detroit	72,777		
12/27 L	14-27	at Dallas	63,101		

	Bears	Opp
TOTAL FIRST DOWNS	282	274
Rushing	101	109
Passing	157	144
Penalty	24	21
3rd Down: Made/Att	72/198	69/194
3rd Down Pct.	36.4	35.6
4th Down: Made/Att	5/16	9/20
4th Down Pct.	31.3	45.0
POSSESSION AVG.	29:15	30:45
TOTAL NET YARDS	4941	4952
Avg. Per Game	308.8	309.5
Total Plays	951	953
Avg. Per Play	5.2	5.2
NET YARDS RUSHING	1871	1948
Avg. Per Game	116.9	121.8
Total Rushes	427	468
NET YARDS PASSING	3070	3004
Avg. Per Game	191.9	187.8
Sacked/Yards Lost	45/264	43/286
Gross Yards	3334	3290
Att./Comp.	479/266	442/261
Completion Pct.	55.5	59.0
Had Intercepted	24	14
PUNTS/AVERAGE	79/42.9	70/40.4
NET PUNTING AVG.	79/36.2	70/35.2
PENALTIES/YARDS	93/776	90/780
FUMBLES/BALL LOST	23/10	34/16
TOUCHDOWNS	34	43
Rushing	15	14
Passing	17	20
Returns	2	9

PASSING	Att	Cmp	Yds	Cmp%	Yd/Att	TD	TD%	Int	Int%	Lg	Sack/Lost	Rating
Harbaugh	358	202	2468	56.4	6.94	13	3.6	12	3.4	83t	31/167	76.2
Willis	92	54	716	58.7	7.78	4	4.3	8	8.7	68t	10/58	61.7
Furrer	25	9	89	36.0	3.56	0	0.0	3	12.0	16	4/39	7.3
Gardocki	3	1	43	33.3	14.33	0	0.0	0	0.0	43	0/0	81.9
Muster	1	0	0	0.0	0.00	0	0.0	1	100.0	0	0/0	0.0
BEARS	479	266	3334	55.5	6.96	17	3.5	24	5.0	83t	45/264	68.3
OPPONENTS	544	261	3290	59.0	7.44	20	4.5	14	3.2	72t	43/286	84.2

Score by Period	1	2	3	4	OT	Tot
BEARS	57	98	51	89	0	295
OPPONENTS	58	83	93	124	3	361

SCORING	TDs:Ru-Pa-RK-PAT	FG	S	Pts
Butler	0 0 0 0	34/34	19/26	0 91
Anderson	11 5 6 0			0 66
Lewis	5 4 0 1			0 30
Muster	5 3 2 0			0 30
Waddle	4 0 4 0			0 24
Davis	2 0 2 0			0 12
Green	2 2 0 0			0 12
Morgan	2 0 2 0			0 12
Harbaugh	1 1 0 0			0 6
Jennings	1 0 1 0			0 6
Zorich	1 0 0 1			0 6
BEARS	34 15 17 2	34/34	19/26	0 295
OPPONENTS	43 14 20 9	43/43	20/25	0 361

RUSHING	No	Yds	Avg	Lg	TD
Anderson	156	582	3.7	49t	5
Muster	98	414	4.2	35	3
Lewis	90	382	4.2	33	4
Harbaugh	47	272	5.8	17	1
Green	23	107	4.7	18	2
Morgan	3	68	22.7	35	0
Davis	4	42	10.5	21	0
Gentry	5	2	0.4	3	0
Willis	1	2	2.0	2	0
BEARS	427	1871	4.4	49t	15
OPPONENTS	468	1948	4.2	44	14

RECEIVING	No	Yds	Avg	Lg	TD
Butler	54	734	13.6	40	2
Waddle	46	674	14.7	68t	4
Anderson	42	399	9.5	30t	6
Muster	34	389	11.4	44t	2
Jennings	23	264	11.5	23	1
Lewis	18	175	9.7	30	0
Morgan	14	323	23.1	83t	2
Gentry	12	114	9.5	18	0
Green	7	85	12.1	43	0
Wright	5	56	11.2	24	0
Blackwell	5	54	10.8	18	0
Morris	4	44	11.0	26	0
Wagner	1	16	16.0	16	0
Kozlowski	1	7	7.0	7	0
BEARS	266	3334	12.5	83t	17
OPPONENTS	261	3290	12.6	72t	20

PUNTING	No	Yds	Avg	Net	TB	In	Lg	B
Gardocki	79	3393	42.9	36.2	9	19	61	0
BEARS	79	3393	42.9	36.2	9	19	61	0
OPPONENTS	70	2840	40.6	35.2	10	18	61	1

INTS	No	Yds	Avg	Lg	TD
Woolford	7	67	9.6	32	0
Stinson	2	43	23.0	46	0
Gayle	2	39	19.5	30	0
Morrissey	1	22	22.0	22	0
Paul	1	10	10.0	10	0
Singletary	1	4	4.0	4	0
BEARS	14	188	13.4	46	0
OPPONENTS	24	612	25.5	92t	6

KO RETURNS	No	Yds	Avg	Lg	TD
Lewis	23	511	22.2	97t	1
Gentry	16	330	20.6	66	0
Green	11	224	20.4	29	0
Morgan	4	71	17.8	30	0
Leeuwenburg	1	7	7.0	7	0
Rivera	1	0	0.0	0	0
BEARS	56	1143	20.4	97t	1
OPPONENTS	50	1027	20.5	55	0

PUNT RET.	Ret	FC	Yds	Avg	Lg	TD
Woolford	12	3	127	10.6	36	0
Waddle	8	10	28	3.5	13	0
Morgan	3	1	21	7.0	13	0
BEARS	23	14	176	7.7	36	0
OPPONENTS	38	15	351	9.2	175	1

FGs	1-9	10-19	20-29	30-39	40-49	50+
Butler	1/1	8/8	9/10	0/4	1/3	
BEARS	1/1	8/8	9/10	0/4	1/3	
OPPONENTS	1/1	4/6	11/11	3/5	1/2	
Butler:	(34G, 41N, 38G)	(39G, 30G, 37N)	(0)(20G, 21G)	(50G, 37G)	(55N, 26G)	(18G, 30G, 21G)
(47N, 52N)	(45N, 27G, 44N)	(36G)	(0)(37G, 26G, 38G)	(24G)	(0)	
OPPONENTS	(38G)	(42N)	(50N, 31G, 32G)	(46G)	(0)(51G, 28N)	(28G)
(36G)	(31G, 40G)	(39G)	(27G, 43G, 42N)	(19G)	(38G, 38G)	(22G, 38G, 30G)
(28N, 21G, 34G)						

DEFENSE	T	S	A	FF	FR	PD	Sa	Int
Singletary	135	65	70	2	0	4	1.0	1
Morrissey	115	56	59	0	0	4	1.0	1
Gayle	100	48	52	0	3	6	0.0	2
Woolford	94	69	25	2	0	27	0.0	7
Roper	94	54	40	0	0	2	2.5	0
McMichael	89	49	40	4	2	2	10.5	0
Carrier	89	43	46	1	2	10	0.0	0
Dent	82	46	36	6	1	3	8.5	0
Armstrong	75	40	35	1	1	0	6.5	0
Cox	56	23	33	1	1	0	1.0	0
SACKS:	McMichael 10.5, Dent 8.5, Armstrong 6.5, Spellman 4.0, Ryan 3.0, Roper 2.5, Perry 2.0, Zorich 2.0, Cox 1.0, Morrissey 1.0, Rivera 1.0, Singletary 1.0	TEAM	43.0	OPPONENTS	45.0			

USUAL STARTERS				RANKINGS			
Offense		Defense		Team Stats	Bears	Avg	Rank
WR.....	Wendell Davis	RE.....	Richard Dent	Total Yards	4941	308.8	8
LT.....	Troy Auzenne	RT.....	William Perry	Rushing Yards	1871	116.9	10
LG.....	Mark Bortz	LT.....	Steve McMichael	Passing Yards	3070	191.9	14
C.....	Jerry Fontenot	LE.....	Trace Armstrong	Points Scored.....	295	18.4	-
RG.....	Tom Thayer	WLB.....	John Roper				
TE.....	Keith Van Horne	MLB.....	Mike Singletary				
RT.....	Keith Jennings	SLB.....	Jim Morrissey	Total Yards	4952	309.5	17
WR.....	Tom Waddle	RCB.....	Lemuel Stinson	Rushing Yards	1948	121.8	21
QB.....	Jim Harbaugh	LCB.....	Donnell Woolford	Passing Yards	3004	187.8	15
RB.....	Neal Anderson	SS.....	Shaun Gayle	Points Scored.....	361	22.6	-
FB.....	Brad Muster	FS.....	Mark Carrier				

RANKINGS			
Team Stats	Bears	Avg	Rank
Total Yards	4941	308.8	8
Rushing Yards	1871	116.9	10
Passing Yards	3070	191.9	14
Points Scored	295	18.4	-
	Opp	Avg	Rank
Total Yards	4952	309.5	17
Rushing Yards	1948	121.8	21
Passing Yards	3004	187.8	15
Points Scored	361	22.6	-



CHICAGO BEARS ALL-TIME RESULTS

1993 CHICAGO BEARS STATISTICS

Record: 7-9, .438

4th Place, NFC Central

Head Coach: Dave Wannstedt

09/05 L	20-26	N.Y. GIANTS	66,900
09/12 L	7-10	at Minnesota	56,285
09/26 W	47-17	TAMPA BAY	58,329
10/03 W	6-0	ATLANTA	57,441
10/10 W	17-6	at Philadelphia	63,601
10/25 L	12-19	MINNESOTA	64,677
10/31 L	3-17	at Green Bay	58,945
11/07 L	14-16	L.A. RAIDERS	59,750
11/14 W	16-13	at San Diego	58,459
11/21 W	19-17	at Kansas City	76,872
11/25 W	10-6	at Detroit	76,699
12/05 W	30-17	GREEN BAY	62,236
12/12 L	10-13	at Tampa Bay	56,667
12/18 L	3-13	DENVER	53,056
12/26 L	14-20	Detroit	43,443
01/02 L	6-20	at L.A. Rams	39,147

	Bears	Opp
TOTAL FIRST DOWNS	226	290
Rushing	98	112
Passing	113	163
Penalty	15	15
3rd Down: Made/Att	73/211	80/214
3rd Down Pct.	34.6	37.4
4th Down: Made/Att	4/14	6/15
4th Down Pct.	28.6	40.0
POSSESSION AVG.	28:36	31:24
TOTAL NET YARDS	3717	4653
Avg. Per Game	232.3	290.8
Total Plays	913	1026
Avg. Per Play	4.1	4.5
NET YARDS RUSHING	1677	1835
Avg. Per Game	104.8	114.7
Total Rushes	477	476
NET YARDS PASSING	2040	2818
Avg. Per Game	127.5	176.1
Sacked/Yards Lost	48/230	46/287
Gross Yards	2270	3105
Att./Comp.	388/230	504/306
Completion Pct.	59.3	60.7
Had Intercepted	16	18
PUNTS/AVERAGE	80/38.5	78/41.4
NET PUNTING AVG.	80/36.6	78/36.2
PENALTIES/YARDS	68/587	91/783
FUMBLES/BALL LOST	29/24	24/12
TOUCHDOWNS	22	22
Rushing	10	9
Passing	7	12
Returns	5	1

PASSING	Att	Cmp	Yds	Cmp%	Yd/Att	TD	TD%	Int	Int%	Lg	Sack/Lost	Rating
Harbaugh	325	200	2002	61.5	6.16	7	2.2	11	3.4	48	43/210	72.1
Willis	60	30	268	50.0	4.47	0	0.0	5	8.3	29	5/20	27.6
Gardocki	2	0	0	0.0	0.00	0	0.0	0	0.0	0	0/0	39.6
Anderson	1	0	0	0.0	0.00	0	0.0	0	0.0	0	0/0	39.6
BEARS	388	230	2270	59.3	5.85	7	1.8	16	4.1	48	48/230	64.7
OPPONENTS	5504	306	3105	60.7	6.16	12	2.4	18	3.6	67	46/287	71.4

Score by Period	1	2	3	4	OT	Tot
BEARS	37	85	56	56	0	234
OPPONENTS	45	83	38	64	0	230

SCORING	TDs:Ru-Pa-RK-PAT	FG	S	Pts
Butler	0 0 0 0	21/22	27/36	0 102
Anderson	4 4 0 0	0	0	66
Harbaugh	4 4 0 0	0	0	24
Obee	3 0 3 0	0	0	18
Baker	2 0 0 2	0	0	12
Conway	2 0 2 0	0	0	12
Worley LG	2 2 0 0	0	0	12
Worley TM	2 2 0 0	0	0	12
Carrier	1 0 0 1	0	0	6
Jones	1 0 0 1	0	0	6
Lincoln	1 0 0 1	0	0	6
Waddle	1 0 1 0	0	0	6
Wetnight	1 0 1 0	0	0	6
BEARS	22 10 7 5	21/22	27/36	0 234
OPPONENTS	22 9 12 1	20/22	26/34	0 230

RUSHING	No	Yds	Avg	Lg	TD
Anderson	202	646	3.2	45	4
Worley LG	120	470	3.9	28	2
Worley TM	110	437	4.0	28	2
Harbaugh	60	277	4.6	25	4
Heyward	68	206	3.0	11	0
Conway	5	44	8.8	18	0
Green	15	29	1.9	10	0
Christian	8	19	2.4	12	0
Lewis	7	13	1.9	3	0
Willis	2	6	3.0	6	0
BEARS	477	1677	3.5	45	10
OPPONENTS	476	1835	3.9	26	9

RECEIVING	No	Yds	Avg	Lg	TD
Waddle	44	552	12.5	38	1
Anderson	31	160	5.2	35	0
Obee	26	351	13.5	48	3
Conway	19	231	12.2	38	2
Christian	16	160	10.0	36	0
Heyward	16	132	8.3	20	0
Jennings	14	150	10.7	29	0
Green	13	63	4.8	9	0
Davis	12	132	11.0	17	0
Worley LG	11	62	5.6	15	0
Worley TM	8	49	6.1	15	0
Gedney	10	98	9.8	24	0
Wetnight	9	93	10.3	25	1
Whitaker	6	53	8.8	18	0
Lewis	4	26	6.5	18	0
Banks LG	2	45	22.5	26	0
Banks TM	1	19	19.0	19	0
Harbaugh	1	1	1.0	1	0
BEARS	230	2270	9.9	48	7
OPPONENTS	306	3105	10.1	67	12

PUNTING	No	Yds	Avg	Net	TB	In	Lg	B
Gardocki	80	3080	38.5	36.6	2	28	58	0
BEARS	80	3080	38.5	36.6	2	28	58	0
OPPONENTS	78	3231	41.4	36.2	6	22	75	1

INTS	No	Yds	Avg	Lg	TD
Carrier	4	94	23.5	34	1
Jones	4	52	13.0	22	0
Lincoln	3	109	36.3	80	1
Woollford	2	18	9.0	18	0
Blaylock	2	3	1.5	3	0
Dent	1	24	24.0	24	0
Mangum	1	0	0.0	0	0
McMichael	1	0	0.0	0	0
BEARS	18	300	16.7	86	2
OPPONENTS	16	105	6.6	25	1

*lateral from Jones

KO RETURNS	No	Yds	Avg	Lg	TD
Conway	21	450	21.4	55	0
Green	9	141	15.7	30	0
Obee	9	159	17.7	34	0
Worley LG	6	121	20.2	26	0
Worley TM	2	36	18.0	24	0
A. Fontenot	1	8	8.0	8	0
Heyward	1	12	12.0	12	0
Mangum	1	0	0.0	0	0
Ryan	1	5	5.0	5	0
BEARS	45	811	18.0	55	0
OPPONENTS	53	918	17.3	35	0

PUNT RET.	Ret	FC	Yds	Avg	Lg	TD
Obee	35	20	289	8.3	28	0
BEARS	35	20	289	8.3	28	0
OPPONENTS	22	38	115	5.2	34	0

FGs	1-19	20-29	30-39	40-49	50+
Butler	0/0	7/8	12/13	3/7	5/8
BEARS	0/0	7/8	12/13	3/7	5/8
OPPONENTS	1/1	15/15	7/9	3/8	0/1
Butler:	(20G,34G)	(53N)	(33G,40G,32G,31G)	(48G,44N,52G)	(37G)
	(37G,39G,55G,35G)	(33G)	(21N,30N)	(33G,54G,20G)	(55G)
	(31G)	(45N)	(27G,50N,53G)		
OPPONENTS:	(19G,35G,23G,26G)	(47N,22G)	(20G)	(0)	(39G,25G,50N)
	(40G)	(31G,21G,20G)	(28G,30B,26G,40N)	(20G)	(39G,27G)
	(36N,26G)	(38G,42G,29N)	(29G,24G,41N)	(40G,47N,37G)	(39G,29G)

DEFENSE	Top 10	T	S	A	FF	FR	PD	Sa	Int
Jones	189	117	72	1	2	11	10	4	4
Gayle	124	79	45	2	0	2	1	0	0
Zorich	121	63	58	1	2	1	7	0	0
Cain	108	63	45	1	0	5	0	0	0
Woollford	101	86	15	0	0	22	0	0	2
Carrier	91	47	44	1	0	7	0	0	4
V. Smith	83	49	34	0	0	3	0	0	0
McMichael	78	50	28	0	2	5	6	0	1
Dent	64	43	21	1	0	3	12	5	1
Douglass	52	39	23	0	0	4	0	0	0
SACKS:	Dent 12.5, Armstrong 11.5, Zorich 7.0, McMichael 6.0, Spellman 2.5, Cox 2.0, A. Fontenot 1.0, Gayle 1.0, Jones 1.0								
TEAM	46.0	OPPONENTS	48.0						

USUAL STARTERS

Offense	Defense
WR.....Tom Waddle	RE.....Richard Dent
WR.....Troy Auzenne	RT.....Chris Zorich
LG.....Mark Bortz	LT.....Steve McMichael
C.....Jerry Fontenot	LE.....Trace Armstrong
RG.....John Wojciechowski	WLB.....Vinson Smith
RT.....Jay Leeuwenburg	MLB.....Dante Jones
TE.....Keith Jennings	SLB.....Joe Cain
WR.....Curtis Conway	RCB.....Anthony Blaylock
QB.....Jim Harbaugh	LCB.....Donnell Woolford
RB.....Neal Anderson	SS.....Shaun Gayle
FB.....Craig Heyward	FS.....Mark Carrier

RANKINGS

Team Stats	Bears	Avg	Rank
Total Yards	3717	232.3	28
Rushing Yards	1677	104.8	19
Passing Yards	2040	127.5	28
Points Scored	234	14.6	-
	Opp	Avg	Rank
Total Yards	4653	290.8	4
Rushing Yards	1835	114.7	17
Passing Yards	2818	176.1	3
Points Scored	230	14.4	-



1994 CHICAGO BEARS STATISTICS

Record: 9-7, .563

T-2nd Place, NFC Central

Head Coach: Dave Wannstedt

09/04W	21-9	TAMPA BAY	61,844
09/12 L	22-30	at Philadelphia	64,890
09/18 L	14-42	MINNESOTA	61,073
09/25W	19-7	at N.Y. Jets	70,806
10/02 W	20-13	BUFFALO	62,406
10/09 W	17-7	NEW ORLEANS	63,822
10/23 L	16-21	at Detroit	73,574
10/31 L	6-33	GREEN BAY	47,381
11/06 W	20-6	at Tampa Bay	60,821
11/13 W	17-14	at Miami	64,871
11/20 W	20-10	DETROIT	55,035
11/27 W	19-16	ot at Arizona	65,922
12/01 L	27-33	ot at Minnesota	61,483
12/11 L	3-40	at Green Bay	57,927
12/18 W	27-13	L.A. RAMS	56,276
12/24 L	3-13	NEW ENGLAND	60,178
PLAYOFFS			
01/01 W	35-18	at Minnesota	60,347
01/07 L	15-44	at San Francisco	64,644

	Bears	Opp
TOTAL FIRST DOWNS	274	275
Rushing	88	100
Passing	165	163
Penalty	21	12
3rd Down: Made/Att	97/232	81/218
3rd Down Pct.	41.8	37.2
4th Down: Made/Att	9/16	8/17
4th Down Pct.	56.3	47.1
POSSESSION AVG.	31:37	28:23
TOTAL NET YARDS	4679	5009
Avg. Per Game	292.4	313.1
Total Plays	1014	982
Avg. Per Play	4.6	5.1
NET YARDS RUSHING	1588	1922
Avg. Per Game	99.3	120.1
Total Rushes	487	432
NET YARDS PASSING	3091	3087
Avg. Per Game	193.2	192.9
Sacked/Yards Lost	25/139	28/175
Gross Yards	3230	3262
Att./Comp.	502/308	522/295
Completion Pct.	61.4	56.5
Had Intercepted	16	12
PUNTS/AVERAGE	76/37.8	72/39.0
NET PUNTING AVG.	76/32.4	72/34.9
PENALTIES/YARDS	66/503	80/645
FUMBLES/BALL LOST	21/10	29/10
TOUCHDOWNS	30	31
Rushing	10	10
Passing	19	16
Returns	1	5

PASSING	Att	Cmp	Yds	Cmp%	Yd/Att	TD	TD%	Int	Int%	Lg	Sack/Lost	Rating
Walsh	343	208	2078	60.6	6.06	10	2.9	8	2.3	50	11/52	77.9
Kramer	158	99	1129	62.7	7.15	8	5.1	8	5.1	85t	14/87	79.9
Conway	1	1	23	100.0	23.0	1	100.0	0	0.0	23t	0/0	158.3
BEARS	502	308	3230	61.4	6.43	19	3.8	16	3.2	85t	25/139	79.4
OPPONENTS	522	295	3262	56.5	6.25	16	3.1	12	2.3	65t	28/175	75.9

Score by Period	1	2	3	4	OT	Tot
BEARS	40	61	61	106	3	271
OPPONENTS	44	116	67	74	6	307

SCORING	TDs:Ru-Pa-RK-PAT	FG	S	Pts
Butler	0 0 0 0	24/24	21/29	0 87
Tillman	7 7 0 0			0 42
Graham	5 0 4 1			0 32
Gedney	3 0 0 0			0 18
Jennings	3 0 0 0			0 18
Conway	2 0 2 0			0 14
Green	2 0 2 0			0 12
Cook	1 0 1 0			0 6
Harris	1 1 0 0			0 6
Lewis	1 0 1 0			0 6
McMurtry	1 0 1 0			0 6
Waddle	1 0 1 0			0 6
Walsh	1 1 0 0			0 6
Wetnight	1 0 1 0			0 6
Worley	1 1 0 0			0 6
BEARS	30	10 19	124/24 21/29	0 271
OPPONENTS	31	10 16	5/25/26 30/41	0 307

2-Pt. Conversions: Conway, Graham, TEAM
2-6, OPPONENTS 3-4.

RUSHING	No	Yds	Avg	Lg	TD
Tillman	275	899	3.3	25t	7
Harris	123	464	3.8	13	1
Green	25	122	4.9	14	0
Conway	6	31	5.2	12	0
Christian	7	29	4.1	8	0
Hoge	6	24	4.0	8	0
Worley	9	17	1.9	4	1
Walsh	30	4	0.1	12	1
Kramer	6	-2	-0.3	2	0
BEARS	487	1588	3.3	25t	10
OPPONENTS	432	1922	4.4	30	10

RECEIVING	No	Yds	Avg	Lg	TD
Graham	68	944	13.9	76t	4
Conway	39	546	14.0	85t	2
Harris	39	236	6.1	18	0
Tillman	27	222	8.2	39	0
Waddle	25	244	9.8	22	1
Green	24	199	8.3	39t	2
Cook	21	212	10.1	34	1
Gedney	13	157	12.1	37t	3
Hoge	13	79	6.1	11	0
Wetnight	11	104	9.5	19	1
Jennings	11	75	6.8	23t	3
McMurtry	8	112	14.0	30	1
Primus	3	25	8.3	12	0
Christian	2	30	15.0	21	0
Lewis	2	13	6.5	8	1
Carter	1	24	24.0	24	0
Worley	1	8	8.0	8	0
BEARS	308	3230	10.5	85t	19
OPPONENTS	295	3262	11.1	65t	16

PUNTING	No	Yds	Avg	Net	TB	In	Lg	B
Gardocki	76	2871	37.8	32.4	9	23	57	0
BEARS	76	2871	37.8	32.4	9	23	57	0
OPPONENTS	72	2808	39.0	34.9	4	27	61	0

INTS	No	Yds	Avg	Lg	TD
Woolford	5	30	6.0	25	0
Gayle	2	33	16.5	33	0
Carrier	2	10	5.0	7	0
Spellman	1	31	31.0	31	0
Douglass	1	18	18.0	18	0
Lincoln	1	5	5.0	5	0
BEARS	12	127	10.6	33	0
OPPONENTS	16	335	20.9	81t	3

KO RETURNS	No	Yds	Avg	Lg	TD
Lewis	35	874	25.0	55	0
Conway	10	228	22.8	34	0
Carter	6	99	16.5	26	0
Green	6	77	12.8	16	0
Worley	4	52	13.0	25	0
Flanigan	2	26	13.0	14	0
Harris	1	18	18.0	18	0
Thierry	1	0	0.0	0	0
Woolford	1	28	28.0	28	0
BEARS	66	1402	21.2	55	0
OPPONENTS	65	1271	19.6	102t	1

PUNT RET.	Ret	FC	Yds	Avg	Lg	TD
Graham	15	5	140	9.3	61t	1
Conway	8	9	63	7.9	24	0
Waddle	3	3	8	2.7	6	0
Lewis	1	3	7	7.0	7	0
BEARS	27	20	218	8.1	61t	1
OPPONENTS	26	18	225	8.7	57	0

FGs	1-19	20-29	30-39	40-49	50+
Butler	1/1	7/17	6/9	5/8	2/4
BEARS	1/1	7/17	6/9	5/8	2/4
OPPONENTS	1/1	13/13	9/11	7/14	0/2
Butler: (1)(54N)(44G,42N,30G)(50G,20G) (46G,36N)(46N,22G)(18G,37G)(51N,40G) (28G,23G)(35G,52G,31G,27G)(29G,33G,40N)(25G) (41G,30G)(44G,28B,36N)					
OPPONENTS: (31G,49G,30G,54N)(41G,29G,33G) (43G,24G)(47G,41N)(28G,30G)(50B,36N) (1)(30B)(33G,47N,38G)(29G,33G,45N) (29G,43N)(49G,22G,47G)(45G,41G,29G,38G) (39G,24G,20G,29G)(18G,42B,21G)(29G,22G,46N)					

DEFENSE (Top 10)	T	S	A	FF	FR	PD	Sa	Int
Cain	129	83	46	1	1	2	0	0
Jones	108	69	39	0	2	5	0	0
Carrier	107	59	48	1	0	7	0	2
Zorich	104	49	55	1	0	0	5	5
Gayle	97	67	30	3	1	8	0	2
Douglass	77	46	31	0	0	3	1	5
Woolford	65	54	11	1	0	21	0	5
A. Fontenot	62	37	25	1	0	2	4	0
Spellman	60	35	25	1	0	8	7	0
Armstrong	60	34	26	1	0	1	7	5
SACKS: Armstrong 7.5, Spellman 7.0, Zorich 5.5, A. Fontenot 4.0, Douglass 1.5, Epps 1.0, Smith 1.0, Mangum 0.5								
TEAM 28.0, OPPONENTS 25.0								

USUAL STARTERS

Offense	Defense
WR.....Jeff Graham	RE.....Alonzo Spellman
LT.....Andy Heck	RT.....Chris Zorich
LG.....Mark Bortz	LT.....A. Fontenot/C. Simpson
C.....Jerry Fontenot	LE.....Trace Armstrong
RG.....Jay Leeuwenburg	WLB.....Vinson Smith
RT.....James Williams	MLB.....Dante Jones
TE.....Marv Cook	SLB.....Joe Cain
QB.....Curtis Conway	RCB.....Jeremy Lincoln
OB.....Steve Walsh	LCB.....Donnell Woolford
RB.....Lewis Tillman	SS.....Shaun Gayle
FB.....Raymont Harris	FS.....Mark Carriere

RANKINGS

Team Stats	Bears	Avg	Rank
Total Yards	4679	292.4	23
Rushing Yards	1588	99.3	15
Passing Yards	3091	193.2	21
Points Scored	271	16.9	-
RANKINGS			
	Bears	Avg	Rank
Total Yards	5009	313.1	13
Rushing Yards	1922	120.1	13
Passing Yards	3087	192.9	5
Points Scored	307	19.2	-



CHICAGO BEARS ALL-TIME RESULTS

1995 CHICAGO BEARS STATISTICS

Record: 9-7, .563

3rd Place, NFC Central

Head Coach: Dave Wannstedt

Date	Opponent	Score
09/03/W 31-14	MINNESOTA	63,036
09/11/L 24-27	GREEN BAY	64,855
09/17/W 25-6	at Tampa Bay	71,507
09/24/L 28-34	at St. Louis	59,679
10/08/W 31-27	CAROLINA	59,668
10/15/W 30-27	at Jacksonville	72,020
10/22/W 35-32	HOUSTON	63,545
10/30/W 14-6	at Minnesota	61,238
11/05/L 34-37	at PITTSBURGH	61,838
11/12/L 28-35	at Green Bay	59,996
11/19/L 17-24	DETROIT	61,779
11/26/W 27-24	at N.Y. Giants	70,035
12/04/L 7-27	at Detroit	77,230
12/10/L 10-16	at Cincinnati	38,642
12/17/W 31-10	TAMPA BAY	49,475
12/24/W 20-14	PHILADELPHIA	52,391

	Bears	Opp
TOTAL FIRST DOWNS	340	316
Rushing	116	81
Passing	201	212
Penalty	23	23
3rd Down: Made/Att	88/207	101/217
3rd Down Pct.	42.5	46.5
4th Down: Made/Att	13/19	10/17
4th Down Pct.	68.4	58.8
POSSESSION AVG.	29:55	30:05
TOTAL NET YARDS	5673	5442
Avg. Per Game	354.6	340.1
Total Plays	1030	1035
Avg. Per Play	5.5	5.3
NET YARDS RUSHING	1930	1441
Avg. Per Game	120.6	90.1
Total Rushes	492	405
NET YARDS PASSING	3743	4001
Avg. Per Game	233.9	250.1
Sacked/Yards Lost	15/95	35/239
Gross Yards	3838	4240
Att./Comp.	523/315	595/374
Completion Pct.	60.2	62.9
Had Intercepted	10	16
PUNTS/AVERAGE	58/37.4	62/37.3
NET PUNTING AVG.	58/30.9	62/31.8
PENALTIES/YARDS	71/601	104/821
FUMBLES/BALL LOST	26/16	25/13
TOUCHDOWNS	46	41
Rushing	15	9
Passing	29	27
Returns	2	5

PASSING	Att	Cmp	Yds	Cmp%	Yd/Att	TD	TD%	Int	Int%	Lg	Sack/Lost	Rating
Kramer	522	315	3838	60.3	7.35	29	5.6	10	1.9	76	15/95	93.5
Conway	1	0	0	0.0	0.00	0	0.0	0	0.0	0	0/0	39.6
BEARS	523	315	3838	60.2	7.34	29	5.5	10	1.9	76	15/95	93.4
OPPONENTS	5595	374	4240	62.9	7.13	27	4.5	16	2.7	99t	35/239	88.1

Score by Period	1	2	3	4	OT	Tot
BEARS	73	130	91	98	0	392
OPPONENTS	93	112	66	86	3	360

SCORING	TDs:Ru-Pa-RK-PAT	FG	S	Pts			
Butler	0	0	0	45/45	23/31	0	114
Conway	12	0	12	0	0	72	
Salaam	10	10	0	0	0	60	
Jennings	6	0	6	0	0	36	
Graham	4	0	4	0	0	24	
Green	3	3	0	0	0	18	
Timpson	3	1	2	0	0	18	
Flanigan	2	0	2	0	0	12	
Wetnight	2	0	2	0	0	12	
T. Carter	1	0	1	0	0	6	
Kramer	1	1	0	0	0	6	
Marshall	1	0	0	1	0	6	
Minter	1	0	0	1	0	6	
A. Fontenot	0	0	0	0	1	2	

BEARS 46 15 29 2 45/45 23/31 1 392

OPPONENTS 41 9 27 540/4024/29 0 360

2-Pt. Conversions: TEAM 0-1, OPPONENTS

1-1.

RUSHING	No	Yds	Avg	Lg	TD
Salaam	296	1074	3.6	42	10
Green	107	570	5.3	38	3
Tillman	29	78	2.7	9	0
Conway	5	77	15.4	20	0
A. Johnson	6	30	5.0	11	0
Kramer	35	39	1.1	11	1
T. Carter	10	34	3.4	7	0
Timpson	3	28	9.3	16	1
Flanigan	1	0	0.0	0	0
BEARS	492	1930	3.9	42	15
OPPONENTS	405	1441	3.6	29	9

RECEIVING	No	Yds	Avg	Lg	TD
Graham	82	1301	15.9	51	4
Conway	62	1037	16.7	76	12
T. Carter	40	329	8.2	27	1
Green	28	246	8.8	28	0
Jennings	25	217	8.7	20	6
Timpson	24	289	12.0	36	2
Wetnight	24	193	8.0	22	2
A. Johnson	13	86	6.6	18	0
Salaam	7	56	8.0	18	0
Gedney	5	52	10.4	15	0
Faulkerson	2	22	11.0	12	0
Flanigan	2	6	3.0	4	2
R. Harris	1	4	4.0	4	0
BEARS	315	3838	12.2	76	29
OPPONENTS	374	4240	11.3	99t	27

PUNTING	No	Yds	Avg	Net	TB	In	Lg	B
Sauerbrun	55	2080	37.8	31.1	6	16	61	0
O'Neill	3	89	29.7	26.7	0	0	39	0
BEARS	58	2169	37.4	30.9	6	16	61	0
OPPONENTS	562	2311	33.3	31.8	8	21	57	2

INTS	No	Yds	Avg	Lg	TD
Woodford	4	21	5.3	16	0
Miniefield	3	37	12.3	37	0
Joseph	2	31	15.5	31	0
Lincoln	1	32	32.0	32	0
M. Carter	2	20	10.0	15	0
Mangum	1	2	2.0	2	0
Minter	1	2	2.0	2	1
Cox	1	1	1.0	1	0
Marshall	1	0	0.0	0	0
BEARS	16	146	9.1	37	1
OPPONENTS	10	203	20.3	98t	1

KO RETURNS	No	Yds	Avg	Lg	TD
N. Lewis	42	904	21.5	52	0
Timpson	18	420	23.3	51	0
T. Carter	3	24	8.0	9	0
Green	3	29	9.7	19	0
Lundy LG	3	39	13.0	17	0
Lundy TM	1	11	11.0	11	0
Primus	2	39	19.5	22	0
Tillman	1	20	20.0	20	0
Graham	1	12	12.0	12	0
BEARS	71	1459	20.5	52	0
OPPONENTS	72	1570	21.8	54	0

PUNT RET.	Ret	FC	Yds	Avg	Lg	TD
Graham	23	14	183	8.0	39	0
Lundy	1	0	-4	-4.0	-4	0
BEARS	24	14	179	7.5	39	0
OPPONENTS	28	13	257	9.2	62	1

FGs	1-19	20-29	30-39	40-49	50+
Butler	0/0	16/19	5/6	2/4	0/2
BEARS	0/0	16/19	5/6	2/4	0/2
OPPONENTS	0/0	7/7	6/6	10/14	1/2
Butler:	(21G)(20G)(24G,37G,22G,27G)(0)(23G)(25G,21G,20G)(28G,22G,47G,35G)(0)(40G,27G,44N)(0)(39G,25B,52N)(27N,34G,37G)(53N)(27G)(26N,23G)(40N,27G,28G,37N)				
OPPONENTS:	(0)(32G,38G)(43G,40G)(45G,25G)(21G,49G)(47N,49G,40G,54N)(46N,39G)(22G,43C)(40G,46G,24G)(0)(43B,25C)(22G)(42G,36G)(28G,37G,39G,42N)(50C)(0)				

DEFENSE	T	S	A	FF	FR	PD	Sa	Int
M. Carter	158	97	61	2	1	10	0.0	2
Cain	119	73	46	0	0	5	0.0	0
Smith	111	72	39	1	1	3	4.0	0
Carrier	103	63	40	0	1	15	0.0	0
Minter	99	55	44	1	0	4	0.0	1
Cox	84	46	38	0	0	5	0.0	1
Zorich	79	38	41	1	1	0	1.0	0
Flanigan	77	46	31	0	0	1	11.0	0
Lincoln	73	61	12	0	0	12	1.0	1
Miniefield	72	49	23	0	0	10	0.0	0
SACKS:	Flanigan 11.0, Spellman 8.5, Smith 4.0, Thierry 4.0, A. Fontenot 2.5, Lincoln 1.0, Mangum 1.0, Simpson 1.0, Zorich 1.0							
TEAM	35.0	OPPONENTS	15.0					

USUAL STARTERS

Offense	Defense
WR.....Jeff Graham	RE.....John Thierry
LT.....Andy Heck	RT.....Chris Zorich
LG.....Todd Perry	LT.....Jim Flanigan
C.....Jerry Fontenot	LE.....Alonzo Spellman
RG.....Jay Leeuwenburg	WLB.....Ron Cox
RT.....James Williams	MLB.....Joe Cain
TE.....Keith Jennings	SLB.....Vinson Smith
WR.....Curtis Conway	RCB.....Jeremy Lincoln
QB.....Erik Kramer	LCB.....Donnell Woolford
RB.....Rashaan Salaam	SS.....Marty Carter
FB.....Tony Carter	FS.....Mark Carrier

RANKINGS

Team Stats	Bears	Avg	Rank
Total Yards	5673	354.6	9
Rushing Yards	1930	120.6	9
Passing Yards	3743	233.9	12
Points Scored	392	24.5	-

	Opp	Avg	Rank
Total Yards	5442	340.1	19
Rushing Yards	1441	90.1	5
Passing Yards	4001	250.1	21
Points Scored	360	22.5	-



1996 CHICAGO BEARS STATISTICS

Record: 7-9, .438

3rd Place, NFC Central

Head Coach: Dave Wannstedt

09/02W	22-6	DALLAS	63,076
09/08L	3-10	at Washington	52,711
09/15L	14-20	MINNESOTA	61,301
09/22L	16-35	at Detroit	70,022
09/29W	19-17	OAKLAND	57,062
10/06L	6-37	GREEN BAY	65,480
10/13L	24-27	at New Orleans	43,512
10/28W	15-13	at Minnesota	58,143
11/03W	13-10	TAMPA BAY	58,727
11/10L	12-17	at Denver	75,555
11/17L	10-14	at Kansas City	76,762
11/24W	31-14	DETROIT	55,864
12/01L	17-28	at Green Bay	59,682
12/08W	35-9	ST. LOUIS	45,075
12/14W	27-14	SAN DIEGO	49,763
12/22L	19-34	at Tampa Bay	51,752

	Bears	Opp
TOTAL FIRST DOWNS	300	295
Rushing	104	87
Passing	176	183
Penalty	20	25
3rd Down: Made/Att	78/231	79/206
3rd Down Pct.	33.8	38.3
4th Down: Made/Att	20/28	8/14
4th Down Pct.	71.4	57.1
POSSESSION AVG.	30:51	29:09
TOTAL NET YARDS	4905	4884
Avg. Per Game	306.6	305.3
Total Plays	1046	981
Avg. Per Play	4.7	5.0
NET YARDS RUSHING	1720	1617
Avg. Per Game	107.5	101.1
Total Rushes	472	427
NET YARDS PASSING	3185	3267
Avg. Per Game	199.1	204.2
Sacked/Yards Lost	23/165	30/209
Gross Yards	3350	3476
Att./Comp.	551/318	524/314
Completion Pct.	57.7	59.9
Had Intercepted	18	17
PUNTS/AVERAGE	78/44.8	76/40.1
NET PUNTING AVG.	78/34.9	76/34.0
PENALTIES/YARDS	103/808	113/849
FUMBLES/BALL LOST	25/9	29/11
TOUCHDOWNS	31	37
Rushing	9	13
Passing	19	21
Returns	3	3

PASSING	Att	Cmp	Yds	Cmp%	Yd/Att	TD	TD%	Int	Int%
Krieg	377	226	2278	59.9	6.04	14	3.7	12	3.2
Kramer	150	73	781	48.7	5.21	3	2.0	6	4.0
Matthews	17	13	158	76.5	9.29	1	5.9	0	0.0
Stenstrom	4	3	37	75.0	9.25	0	0.0	0	0.0
Sauerbrun	2	2	63	100.0	31.50	0	0.0	0	0.0
Conway	1	1	33	100.0	33.00	1	100.0	0	0.0
BEARS	551	318	3350	57.7	6.08	19	3.4	18	3.3
OPPONENTS	524	314	3476	59.9	6.63	21	4.0	17	3.2

Score by Period	1	2	3	4	OT	Tot
BEARS	70	89	57	67	0	283
OPPONENTS	48	140	62	55	0	305

SCORING	TDs:Ru-Pa-RK-PAT	FG	S	Pts
Jaeger	0 0 0 0	23/23	19/23	0
Conway	7 0 7 0	0	0	42
Engram	6 0 6 0	0	0	36
R. Harris	5 4 1 0	0	0	30
Salaam	4 3 1 0	0	0	24
Huerta TM	0 0 0 0	3/3	4/7	0
Cox	1 0 0 1	0	0	6
Faulkerson	1 0 1 0	0	0	6
Flanigan	1 0 1 0	0	0	6
Krieg	1 1 0 0	0	0	6
Lowery	1 0 0 1	0	0	6
Matthews	1 1 0 0	0	0	6
Spears	1 0 1 0	0	0	6
Wetnight	1 0 1 0	0	0	6
Woodford	1 0 0 1	0	0	6

BEARS 31 9 19 3 26/26 23/30 1 283
OPPONENTS 37 13 21 3 35/36 16/23 0 305

2-Pt. Conversions: TEAM 0-5, OPPONENTS 0-1.

RUSHING	No	Yds	Avg	Lg	TD
R. Harris	194	748	3.9	23	4
Salaam	143	496	3.5	32	3
Green	60	249	4.2	19	0
Hicks	27	92	3.4	23	0
Conway	8	50	6.3	19	0
T. Carter	11	43	3.9	23	0
Timpson	3	21	7.0	13	0
Krieg	16	12	0.8	2	1
Kramer	8	4	0.5	3	0
Sauerbrun	1	3	3.0	3	0
Matthews	1	2	2.0	2t	1
BEARS	472	1720	3.6	32	9
OPPONENTS	427	1617	3.8	63	13

RECEIVING	No	Yds	Avg	Lg	TD
Conway	81	1049	13.0	58t	7
Timpson	62	802	12.9	49	0
T. Carter	41	233	5.7	29	0
Engram	33	389	11.8	24	6
R. Harris	32	296	9.3	47	1
Wetnight	21	223	10.6	38	1
Green	13	78	6.0	18	0
Neely	9	92	10.2	21	0
Salaam	7	44	6.3	11t	1
Jennings	6	56	9.3	20	0
Cash	4	42	10.5	14	0
Ja. Jackson	4	39	9.8	14	0
Krieg	1	5	5.0	5	0
Faulkerson	1	1	1.0	1t	1
Flanigan	1	1	1.0	1t	1
Spears	1	1	1.0	1t	1
Hicks	1	-1	-1.0	-1	0
BEARS	318	3350	10.5	58t	19
OPPONENTS	314	3476	11.1	62t	21

Lg	Sack/Lost	Rating
14	14/104	76.3
3	7/53	54.3
26	1/3	124.1
28	1/5	103.1
47	0/0	118.8
33t	0/0	158.3
23/165		73.4
30/209		79.5

PUNTING	No	Yds	Avg	Net	TB	In	Lg	B
Sauerbrun	78	3491	44.8	34.9	12	15	72	0
BEARS	78	3491	44.8	34.9	12	15	72	0
OPPONENTS	73	3047	40.1	34.0	9	25	60	1

INTS	No	Yds	Avg	Lg	TD
Woodford	6	37	6.2	28t	1
M. Carter	3	34	11.3	29	0
Marshall	2	20	10.0	20	0
Carrier	2	0	0.0	0	0
W. Harris	2	0	0.0	0	0
Burton	1	11	11.0	11	0
Minter	1	5	5.0	5	0
BEARS	17	107	6.3	29	1
OPPONENTS	18	94	5.2	27	0

KO RETURNS	No	Yds	Avg	Lg	TD
Ja. Jackson	27	619	22.9	60	0
Engram	25	580	23.2	45	0
Faulkerson	4	63	15.8	20	0
Marshall	0	75	---	75	0
BEARS	56	1337	23.9	88	0
OPPONENTS	52	1115	21.4	90t	1

PUNT RET.	Ret	FC	Yds	Avg	Lg	TD
Engram	31	19	282	9.1	34	0
BEARS	31	19	282	9.1	34	0
OPPONENTS	42	12	527	12.5	88t	2

FGs	1-19	20-29	30-39	40-49	50+
Jaeger	0/0	4/4	3/4	12/15	0/0
Huerta	0/0	0/0	3/5	1/2	0/0
BEARS	0/0	4/4	6/9	13/17	0/0
OPPONENTS	0/0	4/4	4/4	3/9	3/3
Huerta:	(31G, 35N, 42G, 34G)	(37G, 39N)	(44N)		
Jaeger:	(0)(0)(46G)(44G, 24G, 40G, 30G)(40G, 41G)				
(28G, 32N)(44N, 46N, 41G, 44G)	(27G, 47N, 23G)				
(35G, 48G)(49G)(42G)(34G)(0)(45G, 40G)					
OPPONENTS:	(28G, 43N, 28G)(50G, 44N)(33G, 34G)				
(1)(28G)(32G)(34G, 54G)(41G, 43G, 48B)	(45G)(24G)				
(0)(46N)(45N, 25G)(48N, 26N)	(50G, 22G)				

DEFENSE	(Top 10)	T	S	A	FF	FR	PD	Sa	Int
M. Carter	180	102	78	1	0	14	0	0	3
Cain	124	68	56	3	0	1	0	1	0
W. Harris	113	93	20	2	2	18	0	0	2
Minter	106	56	50	1	0	4	1	5	1
Cox	99	56	43	1	3	2	3	0	0
Smith	89	48	41	0	2	1	1	0	0
Woodford	78	63	15	0	0	20	0	0	6
Spellman	78	46	32	3	0	2	8	0	0
Flanigan	78	43	35	0	0	1	5	0	0
Carrier	76	40	36	1	1	7	0	0	2
SACKS:	Spellman 8.0, Flanigan 5.0, A. Fontenot 4.5, Cox 3.0, Thierry 2.0, Minifie 1.5, Minter 1.5, Simpson 1.5, Cain 1.0, Mangum 1.0, Smith 1.0								
TEAM	30.0								23.0

USUAL STARTERS									
Offense					Defense				
WR.....Curtis Conway					RE.....Alonzo Spellman				
LT.....Andy Heck					RT.....Carl Simpson				
LG.....Todd Perry					LT.....Jim Flanigan				
C.....Jerry Fontenot					LE.....Albert Fontenot				
RG.....Todd Burger					WLB.....Vinson Smith				
RT.....James Williams					MLB.....Bryan Cox				
TE.....Keith Jennings					SLB.....Joe Cain				
WR.....Michael Timpson					RCB.....Walt Harris				
QB.....Dave Krieg					LCB.....Donnell Woodford				
RB.....Raymont Harris					SS.....Marty Carter				
FB.....Tony Carter					FS.....Mark Carrier				

RANKINGS			
Team Stats	Bears	Avg	Rank
Total Yards	4905	306.6	21
Rushing Yards	1720	107.5	16
Passing Yards	3185	199.1	19
Points Scored	283	17.7	-
Opp			
Team Stats	Bears	Avg	Rank
Total Yards	4884	305.3	12
Rushing Yards	1617	101.1	11
Passing Yards	3267	204.2	14
Points Scored	305	19.1	-



CHICAGO BEARS ALL-TIME RESULTS

1997 CHICAGO BEARS STATISTICS

Record: 4-12, .250

5th Place, NFC Central

Head Coach: Dave Wannstedt

Date	Time	Opponent	Score
09/01	L 24-38	at Green Bay	60,766
09/07	L 24-27	MINNESOTA	59,263
09/14	L 7-32	DETROIT	59,147
09/21	L 3-31	at New England	59,873
09/28	L 3-27	at Dallas	64,082
10/05	L 17-20	NEW ORLEANS	58,865
10/12	L 23-24	GREEN BAY	62,212
10/27	W 36-33	at Miami	73,156
11/02	L 8-31	WASHINGTON	53,032
11/09	L 22-29	at Minnesota	63,443
11/16	L 15-23	N.Y. JETS	45,642
11/23	W 13-7	TAMPA BAY	43,955
11/27	L 20-55	at Detroit	77,904
12/07	W 20-3	BUFFALO	39,784
12/14	W 13-10	at St. Louis	66,030
12/21	L 15-31	at Tampa Bay	70,930

	Bears	Opp
TOTAL FIRST DOWNS	305	281
Rushing	94	97
Passing	188	156
Penalty	23	28
3rd Down: Made/Att	91/253	60/189
3rd Down Pct.	36.0	31.7
4th Down: Made/Att	14/27	3/9
4th Down Pct.	51.9	33.3
POSSESSION AVG.	33:08	26:52
TOTAL NET YARDS	4987	4888
Avg. Per Game	311.7	305.5
Total Plays	1128	935
Avg. Per Play	4.4	5.2
NET YARDS RUSHING	1746	1858
Avg. Per Game	109.1	116.1
Total Rushes	490	421
NET YARDS PASSING	3241	3030
Avg. Per Game	202.6	189.4
Sacked/Yards Lost	43/260	38/259
Gross Yards	3501	3289
Att./Comp.	595/336	476/273
Completion Pct.	56.5	57.4
Had Intercepted	22	13
PUNTS/AVERAGE	96/42.5	81/43.5
NET PUNTING AVG.	96/32.6	81/36.6
PENALTIES/YARDS	107/867	93/763
FUMBLES/BALL LOST	37/19	25/17
TOUCHDOWNS	28	50
Rushing	14	18
Passing	14	25
Returns	0	7

PASSING	Att	Cmp	Yds	Cmp%	Yds/Att	TD	TD%	Int	Int%	Lg	Sack/Lost	Rating
Kramer	477	275	3011	57.7	6.31	14	2.9	14	2.9	78t	25/149	74.0
Mirer	103	53	420	51.5	4.08	0	0.0	6	5.8	34	16/92	37.7
Stenstrom	14	8	70	57.1	5.00	0	0.0	2	14.3	18	2/19	31.0
Conway	1	0	0	0.0	0.00	0	0.0	0	0.0	0	0/0	39.6
BEARS	595	336	3501	56.5	5.88	14	2.4	22	3.7	78t	43/260	66.1
OPPONENTS	5476	273	3289	57.4	6.91	25	5.3	13	2.7	89t	38/259	84.8

Score by Period	1	2	3	4	OT	Tot
BEARS	61	72	36	91	3	263
OPPONENTS	78	123	107	113	0	421

SCORING	TDs:Ru-Pa-RK-PAT	FG	S	Pts		
Jaeger	0	0	0	20/20 21/26	0	83
R. Harris	10	10	0	0	0	60
Proehl	7	0	7	0	0	44
Penn	3	0	3	0	0	18
Engram	2	0	2	0	0	14
Kramer	2	2	0	0	0	12
Autry	1	1	0	0	0	8
Mirer	1	1	0	0	0	8
Conway	1	0	1	0	0	6
Wetnight	1	0	1	0	0	6
Flanigan	0	0	0	0	0	2

BEARS	28	14	0	20	20	21	26	1	263
OPPONENTS	50	18	25	7	45	45	24	32	421

2-Pt. Conversions: Autry, Engram, Flanigan, Mirer, Proehl, TEAM 5-8, OPPONENTS 2-5.

RUSHING	No	Yds	Avg	Lg	TD
R. Harris	275	1033	3.8	68t	10
Autry	112	319	2.8	17	1
Salaam	31	112	3.6	17	0
Kramer	27	83	3.1	31	2
Mirer	20	78	3.9	20	1
T. Carter	9	56	6.2	16	0
Harmon LG	10	36	3.6	14	0
Harmon TM	2	6	3.0	4	0
Conway	3	17	5.7	10	0
Hicks	4	14	3.5	8	0
Smith	1	12	12.0	12	0
Sauerbrun	2	8	4.0	8	0
Hughes	1	3	3.0	3	0
Le Bel	1	0	0.0	0	0
Penn	1	-1	-1.0	-1	0
BEARS	490	1746	3.6	68t	14
OPPONENTS	421	1858	4.4	76	18

RECEIVING	No	Yds	Avg	Lg	TD
Proehl	58	753	13.0	78t	7
Penn	47	576	12.3	33	3
Wetnight	46	464	10.1	34	1
Engram	45	399	8.9	23	2
Conway	30	476	15.9	55t	1
R. Harris	28	115	4.1	16	0
Ton. Carter	24	152	6.3	19	0
Harmon LG	18	197	10.9	27	0
Harmon TM	2	8	4.0	6	0
Jennings	14	164	11.7	23	0
Bownes	12	146	12.2	21	0
Autry	9	59	6.6	14	0
Allred	8	70	8.8	18	0
Hughes	8	68	8.5	16	0
Smith	2	22	11.0	12	0
Salaam	2	20	10.0	18	0
T. Allen	1	9	9.0	9	0
BEARS	336	3501	10.4	78t	14
OPPONENTS	273	3289	12.0	89t	25

PUNTING	No	Yds	Avg	Net	TB	In	Lg	B
Sauerbrun	95	4059	42.7	32.8	11	26	67	0
Jaeger	1	18	18.0	18.0	0	0	18	0
BEARS	96	4077	42.5	32.6	11	26	67	0
OPPONENTS	81	3526	43.5	36.6	12	28	72	0

INTS	No	Yds	Avg	Lg	TD
W. Harris	5	30	6.0	12	0
Tom Carter	3	12	4.0	12	0
Mangum	2	4	2.0	4	0
Marshall TM	2	0	0	0	0
Marshall	1	14	14.0	14	0
BEARS	13	60	4.6	14	0
OPPONENTS	22	328	14.9	38t	1

KO RETURNS	No	Yds	Avg	Lg	TD
Hughes	43	1008	23.4	58	0
Bownes	19	396	20.8	36	0
Smith	10	196	19.6	28	0
Allred	2	21	10.5	11	0
Ton. Carter	2	34	17.0	19	0
Engram	2	27	13.5	20	0
Wetnight	1	9	9.0	9	0
Marshall TM	0	3	---	3	0
BEARS	79	1694	21.4	58	0
OPPONENTS	52	1237	23.8	69	0

PUNT RET.	Ret	FC	Yds	Avg	Lg	TD
Hughes	36	7	258	7.2	19	0
Proehl	8	1	59	7.4	14	0
Dulaney	1	0	0	0.0	0	0
Engram	1	0	4	4.0	4	0
BEARS	46	8	321	7.0	19	0
OPPONENTS	52	16	727	14.0	83t	2

FGs	1-19	20-29	30-39	40-49	50+
Jaeger	0/0	8/9	8/10	4/6	1/1
BEARS	0/0	8/9	8/10	4/6	1/1
OPPONENTS	0/0	9/9	12/12	3/9	0/2

Jaeger:(42G) (39G) () (38G) (21G) (23G) (41G) (39G, 23G, 47G, 35G) () (29G, 22G, 36G) (34N, 32N) (32G, 25G, 41N) (52G, 32G, 45N) (41G, 38G) (22B, 27G, 20G) ()

OPPONENTS:(38G, 36G, 29G) (33G, 40N, 28G, 42N) (23G, 33G, 29G, 32G) (27G) (33G, 23G) (38G, 48G) (37G) () (38G) (53N) (48N, 34G, 36G, 34C) (50N, 40N) (40G, 29G) (41N, 43G) (40N, 28G) (20G)

DEFENSE	T	S	A	FF	FR	PD	Sa	Int
Mangum	149	79	69	0	2	9	1.0	2
M. Carter	142	81	59	1	0	6	1.0	1
Minter	134	69	58	1	3	3	6.0	0
B. Cox	133	77	50	1	1	5	5.0	0
W. Harris	94	75	15	4	1	19	0.0	5
R. Cox	83	44	37	1	0	2	1.0	0
Flanigan	81	45	28	2	3	0	6.0	0
Simpson	61	26	30	0	0	5	4.5	0
T. Carter	56	49	7	0	0	19	0.0	0
Reeves	52	24	27	0	1	0	0.5	0

SACKS: Flanigan 6.0, Minter 6.0, B. Cox 5.0, Simpson 4.5, Thomas 4.5, Marshall TM 3.0, Thierry 3.0, Spellman 2.0, M. Carter 1.0, R. Cox 1.0, Mangum 1.0, Grasmanis 0.5, Reeves 0.5

TEAM 38.0, **OPPONENTS** 43.0

USUAL STARTERS

Offense	Defense
WR.....Bobby Engram	RE.....Carl Reeves
LT.....Andy Heck	RT.....Carl Simpson
LG.....Todd Perry	LT.....Jim Flanigan
C.....Chris Villarrial	LE.....John Thierry
RG.....Todd Burger	WLB.....Barry Minter
RT.....James Williams	MLB.....Bryan Cox
TE.....Keith Jennings	SLB.....Ron Cox
WR.....Ricky Proehl	RCB.....Walt Harris
QB.....Erik Kramer	LCB.....Tom Carter
RB.....Raymont Harris	SS.....Marty Carter
FB.....Tony Carter	FS.....John Mangum

RANKINGS

Team Stats	Bears	Avg	Rank
Total Yards	4987	311.7	17
Rushing Yards	1746	109.1	16
Passing Yards	3241	202.6	16
Points Scored	263	16.4	-
	Opp	Avg	Rank
Total Yards	4888	305.5	12
Rushing Yards	1858	116.1	19
Passing Yards	3030	189.4	11
Points Scored	421	26.3	-



1998 CHICAGO BEARS STATISTICS

Record: 4-12, .250

5th Place, NFC Central

Head Coach: Dave Wannstedt

09/06 L	23-24	JACKSONVILLE	55,614
09/13 L	12-17	at Pittsburgh	59,084
09/20 L	15-27	at Tampa Bay	64,328
09/27 L	28-31	MINNESOTA	57,783
10/04 W	31-27	DETROIT	55,562
10/11 L	7-20	at Arizona	47,860
10/18 W	13-12	DALLAS	59,201
10/25 W	23-20	at Tennessee	40,089
11/08 L	12-20	ST. LOUIS	50,263
11/15 L	3-26	at Detroit	63,152
11/22 L	13-20	at Atlanta	60,804
11/29 L	17-31	TAMPA BAY	51,938
12/06 L	22-48	at Minnesota	64,247
12/13 L	20-26	at Green Bay	59,813
12/20 W	24-3	BALTIMORE	40,853
12/27 L	13-16	GREEN BAY	58,393

	Bears	Opp
TOTAL FIRST DOWNS	264	300
Rushing	89	121
Passing	154	155
Penalty	21	24
3rd Down: Made/Att	75/215	80/196
3rd Down Pct.	34.9	40.8
4th Down: Made/Att	11/25	5/6
4th Down Pct.	44.0	50.0
POSSESSION AVG.	29:26	30:34
TOTAL NET YARDS	4766	5103
Avg. Per Game	297.9	318.9
Total Plays	979	963
Avg. Per Play	4.9	5.3
NET YARDS RUSHING	1713	1875
Avg. Per Game	107.1	117.2
Total Rushes	454	479
NET YARDS PASSING	3053	3228
Avg. Per Game	190.8	201.8
Sacked/Yards Lost	31/224	28/173
Gross Yards	3277	3401
Att./Comp.	494/284	456/292
Completion Pct.	57.5	64.0
Had Intercepted	13	14
PUNTS/AVERAGE	80/42.6	72/42.8
NET PUNTING AVG.	80/36.5	72/35.7
PENALTIES/YARDS	86/714	102/852
FUMBLES/BALL LOST	29/21	33/14
TOUCHDOWNS	30	42
Rushing	9	12
Passing	16	27
Returns	5	3

PASSING	Att	Cmp	Yds	Cmp%	Yd/Att	TD	3.6%	Int	Int%	Lg	Sack/Lost	Rating
Kramer	250	151	1823	60.4	7.29	9	2.6	7	2.8	79t	10/71	83.1
Stenstrom	196	112	1252	57.1	6.39	4	2.0	6	3.1	48	19/137	70.4
Moreno	43	19	166	44.2	3.86	1	2.3	0	0.0	21t	2/16	62.7
Bennett	2	1	18	50.0	9.00	1	50.0	0	0.0	18t	0/0	120.8
Horan	2	1	18	50.0	9.00	1	50.0	0	0.0	18t	0/0	120.8
Conway	1	0	0	0.0	0.00	0	0.0	0	0.0	0	0/0	39.6
BEARS	494	284	3277	57.5	6.63	16	3.2	13	2.6	79t	31/224	77.5
OPPONENTS	456	292	3401	64.0	7.46	27	5.9	14	3.1	98t	28/173	93.5

Score by Period	1	2	3	4	OT	Total
BEARS	51	95	53	77	0	276
OPPONENTS	61	104	116	87	0	368

SCORING	TDs:Ru-Pa-RK-PAT	FG	S	Pts
Jaeger	0 0 0 0	27/28	21/26	0 90
Engram	5 0 5 0	0	0	30
Penn	3 0 3 0	0	0	20
Conway	3 0 3 0	0	0	20
Milburn	3 0 3 0	0	0	18
J. Allen	2 1 1 0	0	0	12
Bennett	2 2 0 0	0	0	12
Chancey	2 2 0 0	0	0	12
Stenstrom	2 2 0 0	0	0	12
Wetnight	2 0 2 0	0	0	12
Bowmes	1 0 1 0	0	0	6
Hallok	1 1 0 0	0	0	6
W. Harris	1 0 0 1	0	0	6
Kramer	1 1 0 0	0	0	6
Lee	1 0 0 1	0	0	6
M. Robinson	1 0 1 0	0	0	6
Thierry	0 0 0 0	0	1	2
BEARS	30 9 16 5	27/28	21/26	2 276
OPPONENTS	42 12 27 3	36/38	26/31	0 368

2-Pt. Conversions: Penn, TEAM 1-2,
OPPONENTS 1-4.

2-Pt. Conversions: Penn, TEAM 1-2, OPPONENTS 1-4.

RUSHING	No	Yds	Avg	Lg	TD
Bennett	173	611	3.5	43	2
Enlis	133	497	3.7	29	0
J. Allen	58	270	4.7	57	1
Chancey	29	122	4.2	14	2
Stenstrom	18	79	4.4	14	2
Conway	5	48	9.6	29	0
Hallok	13	41	3.2	14	1
Kramer	13	17	1.3	8	1
Moreno	4	9	2.3	9	0
Milburn	4	8	2.0	3	0
Morris	3	8	2.7	6	0
Engram	1	3	3.0	3	0
BEARS	454	1713	3.8	57	9
OPPONENTS	479	1875	3.9	50	12

RECEIVING	No	Yds	Avg	Lg	TD
Engram	64	987	15.4	79t	5
Conway	54	733	13.6	47	3
Penn	31	448	14.5	37	3
Bennett	28	209	7.5	31	0
Hallok	25	166	6.6	16	0
Wetnight	23	168	7.3	30	2
Mayes	21	217	10.3	22	0
Chancey	11	102	9.3	15	0
J. Allen	8	77	9.6	33	1
Enlis	6	20	3.3	7	0
Bowmes	5	69	13.8	44	1
M. Robinson	4	44	11.0	20t	1
Milburn	4	37	9.3	13	0
BEARS	284	3277	11.5	79t	16
OPPONENTS	292	3401	11.6	98t	27

PUNTING	No	Yds	Avg	Net	TB	In	Lg	B
Horan	64	2643	41.3	35.4	4	12	57	0
Sauerbrun	15	741	49.4	42.1	3	6	71	0
Jaeger	1	27	27.0	27.0	0	0	27	0
BEARS	80	3411	42.6	36.5	7	18	71	0
OPPONENTS	72	3084	42.8	35.7	11	20	68	1

INTS	No	Yds	Avg	Lg	TD
W. Harris	4	41	10.3	26	1
Collins	3	29	9.7	28	0
T. Carter	2	20	10.0	19	0
Minter	1	17	17.0	17	0
Thierry	1	14	14.0	14	0
Parrish	1	8	8.0	8	0
Cousin	1	0	0.0	0	0
S. Harris	1	0	0.0	0	0
BEARS	14	129	9.2	28	1
OPPONENTS	13	146	11.2	33t	1

KO RETURNS	No	Yds	Avg	Lg	TD
Milburn	62	1550	25.0	94t	2
Chancey	2	18	9.0	18	0
Bowmes	1	19	19.0	19	0
Wiegmann	1	8	8.0	8	0
BEARS	66	1595	24.2	94t	2
OPPONENTS	55	1097	19.9	40	0

PUNT RET.	Ret	FC	Yds	Avg	Lg	TD
Milburn	25	15	291	11.6	93t	1
BEARS	25	15	291	11.6	93t	1
OPPONENTS	38	19	349	9.2	53	1

FGs	1-19	20-29	30-39	40-49	50+
Jaeger	2/2	8/9	9/10	1/4	1/1
BEARS	2/2	8/9	9/10	1/4	1/1
OPPONENTS	2/2	12/12	3/4	7/10	2/3

Jaeger:(45G,35G,42N,19G)(19G,36G)(26G,29G,52G)(0(23G)(0(22G,29G)(39G,26G,34N,33G)(31C)(31C,43N)(35G,32G)(33G)(0(0(20G)(29G,48N,21G)

OPPONENTS:(23C)(49C)(0(50G)(28G,53N,43G)(49G,46N,40G)(23G,23C)(29G,19G,49B)(24G,33G)(24G,25G)(50G,44C)(28C)(30G,20G)(35G,43G,40G,24C)(45B,27G)(39N,18G)

DEFENSE	(Top 10)	T	S	A	FF	FR	PD	Sa	Int
M. Carter	159	101	58	0	2	5	0	0	0
Minter	140	93	44	2	1	2	1	0	1
Parrish	111	70	35	5	2	7	1	0	1
S. Harris	107	70	35	1	0	2	1	0	1
Wells	98	51	44	0	0	3	3	0	0
Flanigan	86	34	42	1	1	0	8	5	0
W. Harris	85	65	19	1	1	21	0	4	0
Cousin	73	55	17	1	2	18	0	0	1
McDonald	57	36	18	2	0	4	1	0	0
Lee	57	30	24	1	1	0	2	0	0

SACKS: Flanigan 8.5, Thomas TM 4.5, Thierry 3.5, Wells 3.0, S. Lee 2.0, Grasmanis 1.0, S. Harris 1.0, McDonald 1.0, Minter 1.0, Parrish 1.0, Reeves 1.0, B. Robinson 0.5

TEAM 28.0, **OPPONENTS** 31.0

USUAL STARTERS

Offense	Defense
WR.....Bobby Engram	RE.....Shawn Lee
LT.....Andy Heck	RT.....Mike Wells
LG.....Todd Perry	LT.....Jim Flanigan
C.....Casey Wiegmann	LE.....John Thierry
RG.....Chris Villarrial	WLB.....Sean Harris
RT.....James Williams	MLB.....Barry Minter
TE.....Alonzo Mayes	SLB.....Rico McDonald
WR.....Curtis Conway	RCB.....Walt Harris
QB.....Erik Kramer	LCB.....Terry Cousin
RB.....Edgar Bennett	SS.....Marty Carter
FB.....Ty Hallock	FS.....Tony Parrish

RANKINGS

Team Stats	Bears	Avg	Rank
Total Yards	4766	297.9	21
Rushing Yards	1713	107.1	17
Passing Yards	3053	190.8	23
Points Scored	276	17.3	-

	Opp	Avg	Rank
Total Yards	5103	318.9	14
Rushing Yards	1875	117.2	19
Passing Yards	3228	201.8	15
Points Scored	368	23	-

1999 CHICAGO BEARS STATISTICS

Record: 6-10, .375

5th Place, NFC Central

Head Coach: Dick Jauron

09/12 W	20-17	KANSAS CITY	66,944
09/19 L	13-14	SEATTLE	66,944
09/26 L	17-24	at Oakland	50,458
10/03 W	14-10	NEW ORLEANS	66,944
10/10 W	24-22	at Minnesota	64,107
10/17 L	16-20	PHILADELPHIA	66,944
10/24 L	3-6	at Tampa Bay	65,283
10/31 L	22-48	at Washington	77,621
11/07 W	14-13	at Green Bay	59,867
11/14 L	24-27	at MINNESOTA	66,944
11/21 W	23-20	at San Diego	56,055
11/25 L	17-21	at Detroit	77,995
12/05 L	19-35	GREEN BAY	66,944
12/19 W	28-10	DETROIT	66,944
12/26 L	12-34	at St. Louis	65,941
01/02 L	6-20	TAMPA BAY	66,944

	Bears	Opp.
TOTAL FIRST DOWNS	302	310
Rushing	82	89
Passing	203	196
Penalty	17	25
3rd Down: Made/Att	91/247	93/229
3rd Down Pct.	36.8	40.6
4th Down: Made/Att	11/27	2/11
4th Down Pct.	40.7	18.2
POSSESSION AVG.	29:24	30:36
TOTAL NET YARDS	5523	5704
Avg. Per Game	345.2	356.5
Total Plays	1118	1058
Avg. Per Play	4.9	5.4
NET YARDS RUSHING	1387	1882
Avg. Per Game	86.7	117.6
Total Rushes	396	438
NET YARDS PASSING	4136	3822
Avg. Per Game	258.5	238.9
Sacked/Yards Lost	38/216	37/257
Gross Yards	4352	4079
Att./Comp.	684/404	583/354
Completion Pct.	59.1	60.7
Had Intercepted	22	14
PUNTS/AVERAGE	85/40.9	80/38.9
NET PUNTING AVG.	85/35.4	80/32.1
PENALTIES/YARDS	117/915	89/720
FUMBLES/BALL LOST	32/15	29/19
TOUCHDOWNS	31	38
Rushing	4	11
Passing	25	23
Returns	2	4

PASSING	Att	Cmp	Yds	Cmp%	Yd/Att	TD	TD%	Int	Int%	Lg	Sack/Lost	Rating
Matthews	275	167	1645	60.7	5.98	10	3.6	6	2.2	56	13/79	80.6
McNown	235	127	1465	54.0	6.23	8	3.4	10	4.3	80†	18/94	66.7
Miller	174	110	1242	63.2	7.14	7	4.0	6	3.4	77†	7/43	83.5
BEARS	584	404	4352	59.1	6.36	25	3.7	22	3.2	80†	38/216	76.6
OPPONENTS	684	354	4079	60.7	7.00	23	3.9	14	2.4	86†	37/257	85.0

Score by Period	1	2	3	4	OT	Tot
BEARS	52	69	84	64	3	272
OPPONENTS	64	135	47	92	3	341

SCORING	TDs:Ru-Pa-RK-PAT	FG	S	Pts
M. Robinson	9 0 9 0			0 54
Boniel	0 0 0 0	17/18	11/18	0 50
Enis	5 3 2 0			0 30
Conway	4 0 4 0			0 24
Engram	4 0 4 0			0 24
Booker	3 0 3 0			0 18
Gowins	0 0 0 0	3/3	4/6	0 15
Jaeger	0 0 0 0	7/7	2/8	0 13
Allred	1 0 1 0			0 6
S. Harris	1 0 0 1			0 6
Holmes	0 0 0 0	0/0	2/2	0 6
Mayes	1 0 1 0			0 6
Milburn	1 1 0 0			0 6
Minter	1 0 0 1			0 6
Wetnight	0 0 0 0			0 6
McNown	0 0 0 0			0 6

BEARS	31	4	25	2	27/28	19/34	0	272
--------------	----	---	----	---	-------	-------	---	-----

OPPONENTS 38 11 23 4 38/38 25/36 0 341

2-Pt. Conversions: McNown, TEAM 1-3,

OPPONENTS 0-0.

RUSHING	No	Yds	Avg	Lg	TD
Enis	287	916	3.2	19	3
McNown	32	160	5.0	18	0
Allen	32	119	3.7	13	0
Milburn	16	102	6.4	49†	1
Matthews	14	31	2.2	14	0
Bennett	6	28	4.7	15	0
Engram	2	11	5.5	9	0
Miller	3	9	3.0	9	0
Booker	1	8	8.0	8	0
Brooks	1	7	7.0	7	0
Conway	1	-2	-2.0	-2	0
Sauerbrun	1	-2	-2.0	-2	0
BEARS	396	1387	3.5	49†	4
OPPNONENTS	438	1882	4.3	76†	11

RECEIVING	No	Yds	Avg	Lg	TD
Engram	88	947	10.8	56	4
M. Robinson	84	1400	16.7	80†	9
Enis	45	340	7.6	28	2
Conway	44	426	9.7	30†	4
Wetnight	38	277	7.3	22	1
Milburn	20	151	7.6	22	0
Booker	19	219	11.5	57†	3
Brooks	14	160	11.4	30	0
Bennett	14	116	8.3	34	0
Allred	13	102	7.8	26	1
Allen	9	91	10.1	17	0
Mayes	8	82	10.3	24	1
Hallock	6	22	3.7	7	0
Bates	2	19	9.5	11	0
BEARS	404	4352	10.8	80†	25
OPPONENTS	354	4079	11.5	86†	23

PUNTING	No	Yds	Avg	Net	TB	In	Lg	B
Sauerbrun	85	3478	40.9	35.4	10	20	65	0
BEARS	85	3478	40.9	35.4	10	20	65	0
OPPONENTS	80	3115	38.9	32.1	10	20	66	0

INTS	No	Yds	Avg	Lg	TD
Hudson	3	28	9.3	28	0
Minter	2	66	33.0	34t	1
Cousin	2	1	0.5	1	0
Parrish	1	41	41.0	41	0
Burton	1	37	37.0	37	0
Carter	1	36	36.0	36	0
Burns	1	15	15.0	15	0
Flanigan	1	6	6.0	6	0
S. Harris	1	0	0.0	0	0
W. Harris	1	-1	-1.0	-1	0
BEARS	14	229	16.4	41	1
OPPONENTS	22	359	16.3	88t	2

KO RETURNS	No	Yds	Avg	Lg	TD
Milburn	61	1426	23.4	93	0
Bennett	3	53	17.7	20	0
Hallock	2	10	5.0	7	0
Tuinei	1	0	0.0	0	0
Wiegmann	1	2	2.0	2	0
BEARS	68	1491	21.9	93	0
OPPONENTS	57	948	16.6	56	0

PUNT RET.	Ret	FC	Yds	Avg	Lg	TD
Milburn	30	19	346	11.5	54	0
BEARS	30	19	346	11.5	54	0
OPPONENTS	36	15	266	7.4	35	0

FGs	1-19	20-29	30-39	40-49	50+
Boniol	0/0	6/6	2/6	3/5	0/1
Jaeger	0/0	0/0	0/2	1/5	1/1
Gowins	0/0	3/3	0/0	1/2	0/1
Holmes	0/0	0/0	2/2	0/0	0/0
FEARS	0/0	9/9	4/10	5/12	1/3

OPPONENTS 0/0 12/14 8/11 3/6 2/5
Boniol:() () () () (46G, 40Z, 32N, 41G) (44N)
 28C) (34N) (34G, 41N) (29G, 33N, 26G, 31G)
 27C) (24G, 23G, 51N) (30N) () ()
jaeger:() () (48N, 52G, 46N) (32N) (49N, 48N,
 41G, 37N) () () () () () () () () ()
Gowins:(21G, 24G) (50N, 29G, 43G, 48N) () ()
 () () () () () () () () ()
Holmes:() () () () () () () () () () ()
 () (39G, 31G)

DEFENSE							
(Top 10)	T	S	A	FF	FR	PD	Sa Int
Minter	149	93	51	2	1	3	2.0 2
Parrish	124	75	49	0	0	3	0.0 1
S. Harris	90	60	30	0	2	2	0.0 1
Wells	84	41	39	3	0	1.0	1.0 0
Holdman	75	49	22	2	1	0	2.0 0
McDonald	74	40	31	2	0	1	0.5 0
W. Harris	71	48	22	0	1	11	1.0 1
Hudson	65	39	24	1	0	4	1.0 3
Flanigan	63	34	20	3	1	1	6.0 1
B. Robinson	59	36	17	1	0	0	5.0 0

SACKS: Simmons 7.0, Flanigan 6.0, B. Robinson 5.0, Minter 3.0, Burton 3.0, Tuinlet 2.5, Holdman 2.0, Davis 2.0, Colvin 2.0, Wells 1.0, W. Harris 1.0, Hudson 1.0, Smith 1.0, McDonald 0.5

TEAM 37.0, OPPONENTS 38.0

Opp	Avg	Rank
5704	356.5	29
1882	117.6	23
3822	238.9	29
341	21.3	20



2000 CHICAGO BEARS STATISTICS

Record: 5-11, .313

5th Place, NFC Central

Head Coach: Dick Jauron

09/03 L	27-30	at Minnesota	64,104
09/10 L	0-41	at Tampa Bay	65,569
09/17 L	7-14	N.Y. GIANTS	66,944
09/24 L	14-21	DETROIT	66,944
10/01 W	27-24	at Green Bay	59,869
10/08 L	10-31	NEW ORLEANS	66,944
10/15 L	16-28	MINNESOTA	66,944
10/22 L	9-13	at Philadelphia	65,553
11/05 W	27-24	INDIANAPOLIS	66,944
11/12 L	3-20	at Buffalo	72,420
11/19 W	13-10	TAMPA BAY	66,944
11/26 L	10-17	at N.Y. Jets	77,354
12/03 L	6-28	GREEN BAY	66,944
12/10 W	24-17	NEW ENGLAND	66,944
12/17 L	0-17	at San Francisco	68,306
12/24 W	23-20	at Detroit	71,957

	Bears	Opp
TOTAL FIRST DOWNS	239	297
Rushing	89	106
Passing	143	172
Penalty	7	19
3rd Down: Made/Att	67/222	82/223
3rd Down Pct.	30.2	36.8
4th Down: Made/Att	11/25	12/17
4th Down Pct.	44.0	70.6
POSSESSION AVG.	28:30	31:30
TOTAL NET YARDS	4541	5234
Avg. Per Game	283.8	327.1
Total Plays	993	1035
Avg. Per Play	4.6	5.1
NET YARDS RUSHING	1736	1827
Avg. Per Game	108.5	114.2
Total Rushes	417	469
NET YARDS PASSING	2805	3407
Avg. Per Game	175.3	212.9
Sacked/Yards Lost	34/200	36/230
Gross Yards	3005	3637
Att./Comp.	542/304	530/332
Completion Pct.	56.1	62.6
Had Intercepted	16	11
PUNTS/AVERAGE	96/37.8	91/39.9
NET PUNTING AVG.	96/33.7	91/34.7
PENALTIES/YARDS	90/696	78/727
FUMBLES/BALL LOST	27/13	20/9
TOUCHDOWNS	22	43
Rushing	6	15
Passing	12	25
Returns	4	3

PASSING	Att	Cmp	Yds	Cmp%	Yd/Att	TD	D	Int	Int%	Lg	Sack/Lo	Rating
McNown	280	154	1646	55.0	5.88	8	2.9	9	3.2	68t	27/169	68.5
Matthews	178	102	964	57.3	5.42	3	1.7	6	3.4	41	5/24	64.0
Miller	82	47	382	57.3	4.66	1	1.2	1	1.2	34t	2/72	68.2
Aguiar	1	1	13	100.0	13.00	0	0.0	0	0.0	13	0/0	118.8
Hartsell	1	0	0	0.0	0.00	0	0.0	0	0.0	0	0/0	39.6
BEARS	542	304	3005	56.1	5.54	12	2.2	16	3.0	68t	34/200	67.0
OPPONENTS	530	332	3637	62.6	6.86	25	4.7	11	2.1	66	36/230	90.0

Score by Period	1	2	3	4	OT	Tot
BEARS	46	59	52	59	0	216
OPPONENTS	47	117	88	103	0	355

SCORING	TDs:Ru-Pa-RK-PAT	FG	S	Pts
Edinger	0 0 0 0	21/ 21	21/27	0 84
M. Robinson	5 0 5 0	0		30
Allen	3 2 1 0	0		18
McNown	3 3 0 0	0		18
Booker	2 0 2 0	0		12
Kennison	2 0 2 0	0		12
Allred	1 0 1 0	0		6
Brown	1 0 0 1	0		6
Enis	1 1 0 0	0		6
W. Harris	1 0 0 1	0		6
McQuarters	1 0 0 1	0		6
Parrish	1 0 0 1	0		6
White	1 0 1 0	0		6

2-Pt. Conversions: TEAM 0-1, OPPONENTS 1-2.

RUSHING	No	Yds	Avg	Lg	TD
Allen	290	1120	3.9	29	2
McNown	50	326	6.5	30	3
Enis	36	84	2.3	11t	1
Barnes	15	81	5.4	20	0
Kennison	3	72	24.0	52	0
Matthews	10	35	3.5	14	0
M. Robinson	1	9	9.0	9	0
Milburn	1	6	6.0	6	0
Miller	7	5	0.7	3	0
Engram	1	1	1.0	1	0
Booker	2	-1	-0.5	5	0
Bates	1	-2	-2.0	-2	0
BEARS	417	1736	4.2	52	6
OPPONENTS	469	1827	3.9	72t	15

RECEIVING	No	Yds	Avg	Lg	TD
M. Robinson	55	738	13.4	68t	5
Kennison	55	549	10.0	26	2
Booker	47	490	10.4	41	2
Allen	39	291	7.5	26	1
Brooks	26	216	8.3	27	0
Sinceno	23	206	9.0	28	0
White	16	109	6.8	25	0
White	10	87	8.7	25t	1
Allred	9	109	12.1	25	1
Enis	8	68	8.5	18	0
Bates	4	42	10.5	18	0
Mayes	4	40	10.0	19	0
Dragos	4	28	7.0	10	0
Wells	1	13	13.0	13	0
Milburn	1	8	8.0	8	0
Barnes	1	7	7.0	7	0
Lyman	1	4	4.0	4	0
BEARS	304	3005	9.9	68t	12
OPPONENTS	332	3637	11.0	66	25

PUNTING	No	Yds	Avg	Net	TB	IN	Lg	B
Aguiar	52	2017	38.8	34.9	4	8	56	0
Bartholomew	44	1607	36.5	32.2	3	12	52	0
BEARS	96	3624	37.8	33.7	7	20	56	0
OPPONENTS	91	3629	39.9	34.7	8	29	59	0

INTS	No	Yds	Avg	Lg	TD
Parrish	3	81	27.0	38t	1
W. Harris	2	35	17.5	35t	1
Urlacher	2	19	9.5	19	0
McQuarters	1	61	61.0	61t	1
Brown	1	35	35.0	35t	1
Wells	1	21	21.0	21	0
Azumah	1	2	2.0	2	0
BEARS	11	254	23.1	61t	4
OPPONENTS	16	150	9.4	38t	1

KO RETURNS	No	Yds	Avg	Lg	TD
Milburn	63	1468	23.3	38	0
Enis	2	30	15.0	19	0
Sinceno	1	12	12.0	12	0
Tucker	1	0	0.0	0	0
Tuinei	1	2	2.0	2	0
BEARS	68	1512	22.2	38	0
OPPONENTS	51	1105	21.7	48	0

PUNT RET.	Ret	FC	Yds	Avg	Lg	TD
Milburn	35	26	300	8.6	25	0
W. Harris	1	1	14	14.0	14	0
BEARS	36	27	314	8.7	25	0
OPPONENTS	36	33	251	7.0	25	0

FGs	1-19	20-29	30-39	40-49	50+
Edinger	1/1	5/5	7/9	6/10	2/2
BEARS	1/1	5/5	7/9	6/10	2/2
OPPONENTS	1/1	6/6	3/8	7/9	1/2
Edinger:(29G, 49G) (42N) (49N) () (19G, 42N, 47G) (30N, 38G) (22G) (25G, 33G, 40G) (41G, 37G) (24G) (34G, 38N, 48G) (39G) (32G, 46G) (24G, 47N) () (37G, 50G, 54G)					
OPPONENTS:(35G, 38G, 45G) (50N, 23G, 47G) (34N, 41B, 31B) (32B) (42G) (44G) () (51G, 29G) (19G) (27G, 42G, 39N) (33G) (20G, 46N) () (40G) (33N, 28G) (41G, 26G)					

DEFENSE									
(Top 10)	T	S	A	FF	FR	PD	Sa	Int	
Urlacher	165	103	54	0	1	3	8.0	2	
Brown	118	77	41	0	1	6	0.0	1	
S. Harris	102	71	29	1	0	0	1.0	0	
Parrish	101	64	33	2	0	8	2.0	3	
Holdman	87	63	23	1	0	0	0.0	0	
T. Smith	82	56	25	1	1	8	0.0	0	
B. Robinson	77	52	20	0	0	9	4.5	0	
Flanigan	64	30	30	0	1	0	0.0	0	
Wells	64	29	34	0	0	1	1.0	1	
Daniels	55	29	20	0	1	3	6.0	0	
SACKS: Urlacher 8.0, Daniels 6.0, B. Robinson 4.5, Flanigan 4.0, Colvin 3.0, Parrish 2.0, F. Smith 2.0, S. Harris 1.0, Wells 1.0, McQuarters 1.0, Tuinei 1.0, Culpepper 1.0, Wilson 1.0, Simmons 0.5									
TEAM 36.0, OPPONENTS 34.0									

USUAL STARTERS

Offense	Defense
WR..... Eddie Kennison	RE..... Phillip Daniels
LT..... Blake Brockmeyer	RT..... Mike Wells
LG..... Todd Perry	LT..... Jim Flanigan
C..... Olin Kreutz	LE..... Bryan Robinson
RG..... Chris Villarrial	WLB..... Warrick Holdman
RT..... James Williams	MLB..... Brian Urlacher
TE..... Kaseem Sinceno	SLB..... R. Colvin/S. Harris
WR..... Marcus Robinson	RCB..... Thomas Smith
QB..... Cade McNown	LCB..... Walt Harris
RB..... James Allen	FS..... Tony Parrish
FB..... Curtis Enis	F..... Mike Brown

RANKINGS

Team Stats	Bears	Avg	Rank
Total Yards	4541	283.8	23
Rushing Yards	1736	108.5	21
Passing Yards	2805	175.3	23
Points Scored	216	13.5	28
	Opp	Avg	Rank
Total Yards	5234	327.1	16
Rushing Yards	1827	114.2	19
Passing Yards	3407	212.9	17
Points Scored	355	22.2	20



CHICAGO BEARS ALL-TIME RESULTS

2001 CHICAGO BEARS STATISTICS

Record: 13-3, .813

1st Place, NFC Central

Head Coach: Dick Jauron

09/09 L 6-17	at Baltimore	69,365
09/23 W 17-10	MINNESOTA	66,944
10/07 W 31-3	at Atlanta	47,640
10/14 W 20-13	ARIZONA	66,944
10/21 W 24-0	at Cincinnati	63,408
10/28 W 37-31	at SAN FRANCISCO	66,944
11/04 W 27-21	at CLEVELAND	66,944
11/11 L 12-20	GREEN BAY	66,944
11/18 W 27-24	at Tampa Bay	65,612
11/25 W 13-6	at Minnesota	64,214
12/02 W 13-10	DETROIT	66,944
12/09 L 7-17	at Green Bay	59,869
12/16 W 27-3	TAMPA BAY	66,944
12/23 W 20-15	at Washington	78,884
12/30 W 24-0	at Detroit	76,067
01/06 W 33-13	JACKSONVILLE	66,944
PLAYOFFS		
01/19 L 19-33	PHILADELPHIA	66,944

	Bears	Opp
TOTAL FIRST DOWNS	277	277
Rushing	100	71
Passing	153	191
Penalty	24	15
3rd Down: Made/Att	74/225	80/223
3rd Down Pct.	32.9	35.9
4th Down: Made/Att	10/21	4/17
4th Down Pct.	47.6	23.5
POSSESSION AVG.	30.35	29.25
TOTAL NET YARDS	4694	4978
Avg. Per Game	293.4	311.1
Total Plays	1020	1023
Avg. Per Play	4.6	4.9
NET YARDS RUSHING	1742	1313
Avg. Per Game	108.9	82.1
Total Rushes	475	373
NET YARDS PASSING	2952	3665
Avg. Per Game	184.5	229.1
Sacked/Yards Lost	17/120	48/294
Gross Yards	3072	3959
Att./Comp.	528/315	602/355
Completion Pct.	59.7	59.0
Had Intercepted	16	20
PUNTS/AVERAGE	88/42.5	90/40.7
NET PUNTING AVG.	88/37.0	90/32.2
PENALTIES/YARDS	63/622	97/808
FUMBLES/BALL LOST	21/8	34/17
TOUCHDOWNS	37	21
Rushing	12	6
Passing	20	12
Returns	5	3

PASSING	Att	Cmp	Yds	Cmp%	Yd/Att	TD	TD%	Int	Int%	Lg	Sack/Loss	Rating
Miller	395	228	2299	57.7	5.82	13	3.3	10	2.5	66t	11/72	74.9
Matthews	129	84	694	65.1	5.38	5	3.9	6	4.7	34t	6/48	72.3
Booker	2	1	34	50.0	17.00	1	50.0	0	0.0	34t	0/0	135.4
Johnson	1	1	18	100.0	18.00	0	0.0	0	0.0	18	0/0	118.8
Maynard	1	1	27	100.0	27.00	1	100.0	0	0.0	27t	0/0	158.3
BEARS	528	315	3072	59.7	5.82	20	3.8	16	3.0	66t	17/120	76.0
OPPONENTS	562	355	3959	59.0	6.58	12	2.0	20	3.3	60t	48/294	71.4

Score by Period	1	2	3	4	OT	Tot
BEARS	38	96	71	121	12	338
OPPONENTS	48	31	71	53	0	203

SCORING	TDs:Ru-Pa-RK-PAT	FG	S	Pts
Edinger	0 0 0 034/ 34	26/31	0	112
Booker	8 0 8 0		0	48
Thomas	7 7 0 0		0	44
Johnson	4 4 0 0		0	24
Terrell	4 0 4 0		0	24
Allen	2 1 1 0		0	12
Baxter	2 0 2 0		0	12
Brown	2 0 2 0		0	12
Robinson	2 0 2 0		0	12
Urlacher	2 0 1 1		0	12
Bates	1 0 1 0		0	6
Harris	1 0 0 1		0	6
McQuarters	1 0 0 1		0	6
Shelton	1 0 1 0		0	6

BEARS 37 12 20 534/ 34 26/31 1 338

OPPONENTS 21 6 12 319/ 20 18/28 1 203

2-Pt. Conversions: Thomas, TEAM 1-1, OPPONENTS 1-1.

RUSHING	No	Yds	Avg	Lg	TD
Thomas	278	1183	4.3	46	7
Allen	135	469	3.5	19	1
Johnson	20	99	5.0	34	4
Booker	4	8	2.0	13	0
Matthews	4	5	1.3	3	0
Denson	1	4	4.0	4	0
Milburn TM	3	3	1.0	4	0
Maynard	1	-10	-10.0	-10	0
Miller	29	-19	-7	3	0
BEARS	475	1742	3.7	46	12
OPPONENTS	373	1313	3.5	29	6

RECEIVING	No	Yds	Avg	Lg	TD
Booker	100	1071	10.7	66t	8
White	45	428	9.5	32	0
Terrell	34	415	12.2	62	4
Allen	30	203	6.8	34t	1
M. Robinson	23	269	11.7	34t	2
Thomas	22	178	8.1	23	0
Baxter	22	148	6.7	19	0
Shelton	12	76	6.3	16	1
Davis	11	68	6.2	14	0
Bates	9	160	17.8	40	1
Milburn TM	3	9	3.0	7	0
Merritt	2	20	10.0	13	0
Urlacher	1	27	27.0	27t	1
Johnson	1	0	0.0	0	0
BEARS	315	3072	9.8	66t	20
OPPONENTS	355	3959	11.2	60t	12

PUNTING	No	Yds	Avg	Net	TB	In	Lg	B
Maynard	87	3709	42.6	37.0	8	36	60	0
Edinger	1	34	34.0	34.0	0	1	34	0
BEARS	88	3743	42.5	37.0	8	37	60	0
OPPONENTS	90	3662	40.7	32.2	18	21	56	0

INTS	No	Yds	Avg	Lg	TD
Brown	5	81	16.2	33t	2
Urlacher	3	60	20.0	41	0
McQuarters	3	47	15.7	43	0
Parrish	3	36	12.0	26	0
Colvin	2	22	11.0	14	0
Traylor	1	67	67.0	67	0
Harris	1	45	45.0	39t	1
Azumah	1	14	14.0	14	0
Holdman	1	0	0.0	0	0
BEARS	20	372	18.6	67	3
OPPONENTS	16	187	11.7	97t	1

KO RETURNS	No	Yds	Avg	Lg	TD
Denson	23	534	23.2	37	0
Johnson	14	286	20.4	33	0
Milburn TM	6	152	25.3	37	0
Azumah	4	65	16.3	23	0
Dogins	1	6	6.0	6	0
Newkirk	1	8	8.0	8	0
Powell	1	1	1.0	1	0
Terrell	1	8	8.0	8	0
BEARS	52	1060	20.4	37	0
OPPONENTS	66	1353	20.5	39	0

PUNT RET.	Ret	FC	Yds	Avg	Lg	TD
Johnson	28	10	255	9.1	35	0
McQuarters	12	1	96	8.0	16	0
Milburn TM	4	3	33	8.3	20	0
Denson	1	0	5	5.0	5	0
Azumah	0	0	16	---	16	0
BEARS	45	14	405	9.0	35	0
OPPONENTS	45	14	327	7.3	32	0

FGs	1-19	20-29	30-39	40-49	50+
Edinger	0/0	6/7	7/8	13/16	0/0
BEARS	0/0	6/7	7/8	13/16	0/0
OPPONENTS	0/0	7/7	5/7	6/14	0/0
Edinger:(20G,43N,46G)(45C)(48N,42C)(46G,43C)(48G,43N)() () (37G,47C,38G,41C)(26G,40C)(30G,43C)(46G,26G,39N)(23N)(30G,46C)(39G,37C)(38G)(47C,23G,25G,22C)					
OPPONENTS: (46N,37C)(20C)(44N,44C)(40C,47C)(39N)(44B,40C)(40G,31C)(25G,38G,26G,48N)(44G,21C)(45N,48G,36G,40N)(41N,27C)(25C)(34G,26G)() (36B)					

DEFENSE	(Top 10)	T	S	A	FF	FR	PD	Sa	Int
Urlacher	148	92	46	1	2	4	6.0	3	
Holdman	145	101	39	3	0	6	1.5	1	
McQuarters	89	57	25	1	1	21	1.0	1	
Brown	86	48	34	2	1	13	3.0	5	
Parrish	80	47	28	0	2	7	1.0	3	
Colvin	79	42	20	2	1	5	10.5	2	
Robinson	72	39	25	2	1	12	4.5	0	
Daniels	72	32	23	3	2	10	9.0	0	
Harris	70	47	22	2	2	10	0.0	1	
Green	68	46	19	2	0	4	3.0	0	
SACKS: Colvin 10.5, Daniels 9.0, Urlacher 6.0, B. Robinson 4.5, Brown 3.0, Green 3.0, Azumah 2.0, Boone 2.0, Traylor 2.0, Holdman 1.5, Washington 1.5, McQuarters 1.0, Newkirk 1.0, Parrish 1.0									
TEAM 48.0, OPPONENTS 17.0									

USUAL STARTERS

Offense	Defense
WR..... Dez White	RE..... Phillip Daniels
LT..... Blake Brockmeier	RT..... Keith Traylor
LG..... Rex Tucker	LT..... Ted Washington
C..... Olin Kreutz	LE..... Bryan Robinson
RG..... Chris Villarrial	WLB..... Warrick Holdman
RT..... James Williams	MLB..... Brian Urlacher
TE..... Fred Baxter	SLB..... Rosevelt Colvin
WR..... Marty Booker	RCB..... R.W. McQuarters
QB..... Jim Miller	LCB..... Walt Harris
RB..... Anthony Thomas	SS..... Tony Parrish
FB..... Daimon Shelton	FS..... Mike Brown

RANKINGS

Team Stats	Bears	avg	rank
Total Yards	4694	293.4	26t
Rushing Yards	1742	108.9	17
Passing Yards	2952	184.5	24
Points Scored	338	21.1	11
	Opp	avg	rank
Total Yards	4978	311.1	15
Rushing Yards	1313	82.1	2
Passing Yards	3665	229.1	29
Points Scored	203	12.7	1



2002 CHICAGO BEARS STATISTICS

Record: 4-12, .250

3rd Place, NFC North

Head Coach: Dick Jauron

09/08 W 27-23	MINNESOTA	63,226
09/15 W 14-13	at Atlanta	68,081
09/22 L 23-29	NEW ORLEANS	63,216
09/29 L 27-33	ot at Buffalo	72,780
10/07 L 21-34	GREEN BAY	63,226
10/20 L 20-23	ot at Detroit	60,421
10/27 L 7-25	at Minnesota	64,122
11/03 L 13-19	PHILADELPHIA	54,049
11/10 L 30-33	NEW ENGLAND	63,105
11/18 L 16-21	at St. Louis	66,250
11/24 W 20-17	ot DETROIT	62,375
12/01 L 20-30	at Green Bay	64,196
12/09 L 9-27	at Miami	73,609
12/15 W 20-13	NY JETS	62,226
12/22 L 14-24	at Carolina	72,602
12/29 L 0-15	TAMPA BAY	55,832

	Bears	Opp
TOTAL FIRST DOWNS	260	328
Rushing	79	110
Passing	156	185
Penalty	25	33
3rd Down: Made/Att	71/210	85/230
3rd Down Pct.	33.8	37.0
4th Down: Made/Att	10/21	9/15
4th Down Pct.	47.6	60.0
POSSESSION AVG.	27:42	32:18
TOTAL NET YARDS	4395	5606
Avg. Per Game	274.7	350.4
Total Plays	959	1086
Avg. Per Play	4.5	5.2
NET YARDS RUSHING	1344	2076
Avg. Per Game	84.0	129.8
Total Rushes	382	504
NET YARDS PASSING	3051	3530
Avg. Per Game	190.7	220.6
Sacked/Yards Lost	44/265	35/252
Gross Yards	3316	3782
Att./Comp.	543/310	547/335
Completion Pct.	57.1	61.2
Had Intercepted	18	9
PUNTS/AVERAGE	87/42.3	78/41.8
NET PUNTING AVG.	87/37.4	78/34.1
PENALTIES/YARDS	95/864	115/935
FUMBLES/BALL LOST	29/17	35/19
TOUCHDOWNS	31	38
Rushing	8	13
Passing	22	24
Returns	1	1

PASSING	Att	Cmp	Yds	Cmp%	Yd/Att
Miller	314	180	1944	57.3	6.19
Chandler	161	103	1023	64.0	6.35
Burris	51	18	207	35.3	4.06
Sauter	9	6	59	66.7	6.56
Booker	5	1	44	20.0	8.80
Johnson	1	1	27	100.0	27.0
Maynard	1	1	12	100.0	12.0
Urchler	1	0	0	0.0	0.00
BEARS	543	310	3316	57.1	6.11
OPPONENTS	547	335	3782	61.2	6.91

Score by Period	1	2	3	4	OT	Tot
BEARS	45	93	61	79	3	281
OPPONENTS	41	148	92	89	9	379

SCORING	TDs:Ru-Pa-RK-PAT	FG	S	Pts		
Edinger	0	0	0	29/29 22/28	0	95
Booker	6	0	6	0	0	36
Thomas	6	6	0	0	0	36
White	4	0	4	0	0	24
Davis	3	0	3	0	0	18
M. Robinson	3	0	3	0	0	18
Terrell	3	0	3	0	0	18
Lyman	2	0	2	0	0	12
M. Brown	1	0	0	1	0	6
Johnson	1	1	0	0	0	6
Peterson	1	1	0	0	0	6
Pritchett	1	0	1	0	0	6

2-Pt. Conversions: TEAM 0-2, OPPONENTS; 2-3.

RUSHING	No	Yds	Avg	Lg	TD
Thomas	214	721	3.4	34	6
L. Johnson	103	329	3.2	23	1
Burris	15	104	6.9	17	0
Peterson	19	101	5.3	14	1
Chandler	10	32	3.2	14	0
Maynard	1	20	20.0	20	0
Miller	13	11	0.8	5	0
White	3	11	3.7	21	0
Sauter	2	8	4.0	7	0
Merritt	1	5	5.0	5	0
Pritchett	1	2	2.0	2	0
BEARS	382	1344	3.5	34	8
OPPONENTS	504	2076	4.1	63t	13

RECEIVING	No	Yds	Avg	Lg	TD
Booker	97	1189	12.3	54	6
White	51	656	12.9	76t	4
Thomas	24	163	6.8	19	0
M. Robinson	21	244	11.6	45t	3
Davis	20	193	9.7	37	3
Pritchett	19	165	8.7	24	1
L. Johnson	16	125	7.8	31	0
Lyman	14	121	8.6	21	2
Merritt	14	100	7.1	25	0
Gilmore	10	130	13.0	30	0
Terrell	9	127	14.1	52	3
Shelton	7	34	4.9	8	0
Baxter	5	51	10.2	22	0
Peterson	3	18	6.0	16	0
BEARS	310	3316	10.7	76t	22
OPPONENTS	335	3782	11.3	85t	24

PUNTING	No	Yds	Avg	Net	TB	In	Lg	B
Maynard	87	3679	42.3	37.4	2	26	75	0
BEARS	87	3679	42.3	37.4	2	26	75	0
OPPONENTS	78	3260	41.8	34.1	12	24	67	1

INTS	No	Yds	Avg	Lg	TD
M. Brown	3	16	5.3	16	0
Austin	2	0	0.0	0	0
Moore	1	35	35.0	35	0
McQuarters	1	33	33.0	33	0
Howard	1	9	9.0	9	0
Urchler	1	0	0.0	0	0
Azumah	0	18	---	18	0
BEARS	9	111	12.3	35	0
OPPONENTS	18	258	14.3	72t	1

KO RETURNS	No	Yds	Avg	Lg	TD
Merritt	45	1029	22.9	63	0
L. Johnson	21	418	19.9	35	0
Abdullah	9	182	20.3	38	0
Sutherland	3	49	16.3	18	0
Peterson	2	37	18.5	21	0
White	2	47	23.5	27	0
Shelton	1	0	0.0	0	0
BEARS	83	1762	21.2	63	0
OPPONENTS	61	1361	22.3	67	0

PUNT RET.	Ret	FC	Yds	Avg	Lg	TD
L. Johnson	28	10	288	10.3	30	0
Merritt	10	2	71	7.1	18	0
BEARS	38	12	359	9.4	30	0
OPPONENTS	46	19	386	8.4	57	0

FGs	1-19	20-29	30-39	40-49	50+
Edinger	0/0	4/4	5/6	8/10	5/8
BEARS	0/0	4/4	5/6	8/10	5/8
OPPONENTS	0/0	17/18	11/13	8/9	1/4
Edinger:(49G,49G,43N)(50N)(31G,25G,58N,25G)(46G,24G)():(53G,42G)():(30G,53G)(39G,40G,32G)(37G,48G,50G)(35N,22G,40G)(52N)(52G)(53G,48G)(48B)()					
OPPONENTS :(30G,22G,42G)(50N,37G,27G,45N)():(48G,49G,39B)(49C,28B,36N,35G,50N)(55N,30G,24G,48G)(44G,24G,24G)(23G,36G,27G,23G)(57G,31G,42G,25G)():(22G)(21G,31G,27G)(23G,29G)(42G,28G)(25C)(30G,32G,33G,26G,33C)					

DEFENSE (Top 10)	T	S	A	FF	FR	PD	Sa	Int
Urchler	214	159	55	19	2	2	4.5	1
Green	138	89	49	5	0	2	1.0	0
M. Brown	111	71	40	2	1	2	0.3	0
Azumah	92	73	19	2	2	0	1.0	0
Colvin	72	58	14	8	3	1	10.5	0
Caldwell	69	49	20	1	0	1	3.0	0
Daniels	64	40	24	3	0	1	5.5	0
Howard	57	43	14	2	0	0	0.5	1
McQuarters	51	38	13	1	0	0	1.0	1
A. Brown	49	32	17	3	3	3	2.5	0
SACKS: Colvin 10.5, Daniels 5.5, Urchler 4.5, Caldwell 3.0, A. Brown 2.5, Boone 1.5, Knight 1.5, Azumah 1.0, Green 1.0, B. Robinson 1.0, Traylor 1.0, Howard 0.5, Tafoya 0.5								
TEAM	300	190	54	40	10	10	44.0	24

USUAL STARTERS

Offense	Defense
WR..... Dez White	RE..... Alex Brown
LT..... Mike Gandy	RT..... Keith Traylor
LG..... Kevin Dogins	LT..... Bryan Robinson
C..... Olin Kreutz	LE..... Phillip Daniels
RG..... Chris Villarrial	WLB..... Bobbie Howard
RT..... James Williams	MLB..... Brian Urchler
TE..... John Davis	SLB..... Roosevelt Colvin
WR..... Marty Booker	RCB..... Jerry Azumah
QB..... Jim Miller	LCB..... R.W. McQuarters
RB..... Anthony Thomas	SS..... Mike Green
FB..... Daimon Shelton	FS..... Mike Brown

RANKINGS

Team Stats	Bears	Avg	Rank
Total Yards	4395	274.7	29
Rushing Yards	1344	84.0	32
Passing Yards	3051	190.7	24
Points Scored	281	17.6	27

	Opp	Avg	Rank
Total Yards	5606	350.4	25
Rushing Yards	2076	129.8	26
Passing Yards	3530	220.6	24
Points Scored	379	23.7	25



CHICAGO BEARS ALL-TIME RESULTS

2003 CHICAGO BEARS STATISTICS

Record: 7-9, .438

3rd Place, NFC North

Head Coach: Dick Jauron

09/07 L 7-49	at San Francisco	67,554
09/14 L 13-24	at Minnesota	64,144
09/29 L 23-38	GREEN BAY	61,500
10/05 W 24-21	OAKLAND	61,099
10/12 L 13-20	at New Orleans	68,390
10/19 L 17-24	at Seattle	65,671
10/26 W 24-16	DETROIT	61,428
11/02 W 20-7	SAN DIEGO	61,500
11/09 L 10-12	at Detroit	61,492
11/16 L 21-23	ST. LOUIS	61,820
11/23 W 19-10	at Denver	75,540
11/30 W 28-3	ARIZONA	61,550
12/07 L 21-34	at Green Bay	70,458
12/14 W 13-10	MINNESOTA	61,804
12/21 W 27-24	WASHINGTON	61,719
12/28 L 3-31	at Kansas City	78,413

	Bears	Opp
TOTAL FIRST DOWNS	264	289
Rushing	104	104
Passing	143	156
Penalty	17	29
3rd Down: Made/Att	77/228	84/213
3rd Down Pct.	33.8	39.4
4th Down: Made/Att	15/23	6/15
4th Down Pct.	65.2	40.0
POSSESSION AVG.	29:39	30:21
TOTAL NET YARDS	4380	4947
Avg. Per Game	273.8	309.2
Total Plays	1001	992
Avg. Per Play	4.4	5.0
NET YARDS RUSHING	1763	1865
Avg. Per Game	110.2	116.6
Total Rushes	443	449
NET YARDS PASSING	2617	3082
Avg. Per Game	163.6	192.6
Sacked/Yards Lost	43/288	18/105
Gross Yards	2905	3187
Att./Comp.	515/271	525/326
Completion Pct.	52.6	62.1
Had Intercepted	20	15
PUNTS/AVERAGE	81/40.2	76/40.4
NET PUNTING AVG.	81/34.6	76/33.3
PENALTIES/YARDS	92/806	93/746
FUMBLES/BALL LOST	25/9	19/5
TOUCHDOWNS	29	36
Rushing	13	13
Passing	12	20
Returns	4	3

PASSING	Att	Cmp	Yds	Cmp%	Yd/Att	TD	TD%	Int	Int%	Lg	Sack/Lost	Rating
Stewart	251	126	1418	50.2	5.65	7	2.8	12	4.8	61t	25/146	56.8
Chandler	192	107	1050	55.7	5.47	3	1.6	7	3.6	37	14/101	61.3
Grossman	72	38	437	52.8	6.07	2	2.8	1	1.4	59t	4/41	74.8
BEARS	515	271	2905	52.6	5.64	12	2.3	20	3.9	61t	43/288	61.0
OPPONENTS	525	326	3187	62.1	6.07	20	3.8	15	2.9	51	18/105	79.9

Score by Period	1	2	3	4	OT	Tot
BEARS	46	76	53	108	0	283
OPPONENTS	69	109	50	118	0	346

SCORING	TDs:Ru-Pa-R-K-PAT	FG	S	Pts
Edinger	0 0 0 0	27/27	26/36	0 105
Thomas	6 6 0 0	0	0	36
Booker	4 0 4 0	0	0	24
Stewart	3 3 0 0	1	0	20
White	3 0 3 0	0	0	18
Azumah	2 0 0 2	0	0	12
Clark	2 0 2 0	0	0	12
Forsey	2 2 0 0	0	0	12
Gage	2 0 2 0	0	0	12
Pritchett	2 2 0 0	0	0	12
Briggs	1 0 0 1	0	0	6
McQuarters	1 0 0 1	0	0	6
Terrell	1 0 0 1	0	0	6
Chandler	0 0 0 0	1	2	
BEARS	29 13 12 4	27/27	26/36	2 283
OPPONENTS	36 13 20 3	31/33	31/38	3 346
2-Pt. Conversions: TEAM 1-1. OPPONENTS: 3-3				

2-Pt. Conversions: TEAM 1-1, OPPONENTS: 3-3.

RUSHING	No	Yds	Avg	Lg	TD
Thomas	244	1024	4.2	67t	6
Stewart	59	290	4.9	25	3
Forsey	50	191	3.8	17	2
Peterson	22	70	3.2	10	0
Pritchett	21	93	4.4	18	2
Abdullah	18	37	2.1	10	0
Chandler	14	35	2.5	11	0
Wade	5	14	2.8	6	0
White	2	13	6.5	12	0
Terrell	1	4	4.0	4	0
Maynard	1	0	0.0	0	0
Grossman	3	-1	-0.3	0	0
Booker	3	-7	-2.3	1	0
BEARS	443	1763	4.0	67t	13
OPPONENTS	449	1865	4.2	60t	13

RECEIVING	No	Yds	Avg	Lg	TD
Booker	52	715	13.8	61t	4
White	49	583	11.9	49	3
Clark	44	433	9.8	31	2
Terrell	43	361	8.4	35	1
Pritchett	18	83	4.6	20	0
Gage	17	338	19.9	57	2
Lyme	12	137	11.4	24	0
Wade	11	80	7.3	12	0
Thomas	9	36	4.0	9	0
Abdullah	8	55	6.9	17	0
Merritt	3	50	16.7	25	0
Forsey	3	37	12.3	22	0
Peterson	1	5	5.0	5	0
Kreutz	1	-8	-8.0	-8	0
BEARS	271	2905	10.7	61t	12
OPPONENTS	326	3187	9.8	51	20

PUNTING	No	Yds	Avg	Net	TB	In	Lg	B
Maynard	79	3258	41.2	34.6	9	23	53	2
BEARS	81	3258	40.2	34.6	9	23	53	2
OPPONENTS	76	3073	40.4	33.3	4	21	62	0

INTS	No	Yds	Avg	Lg	TD
Azumah	4	44	11.0	25	0
Tillman	4	27	6.8	32	0
McQuarters	2	72	36.0	43	0
M. Brown	2	0	0.0	0	0
Briggs	1	45	45.0	45t	1
Green	1	3	3.0	3	0
A. Brown	1	0	0.0	0	0
BEARS	15	191	12.7	45t	1
OPPONENTS	20	390	19.5	90t	2

KO RETURNS	No	Yds	Avg	Lg	TD
Azumah	41	1191	29.0	89t	2
Merritt	20	405	20.3	35	0
Abdullah	5	62	12.4	17	0
Tafoya	4	55	13.8	19	0
Gilmore	3	25	8.3	11	0
BEARS	73	1738	23.8	89t	2
OPPONENTS	64	1367	21.4	96t	1

PUNT RET.	Ret	FC	Yds	Avg	Lg	TD
McQuarters	37	12	452	12.2	60t	1
Wade	2	1	9	4.5	10	0
BEARS	39	13	461	11.8	60t	1
OPPONENTS	36	13	277	7.7	35	0

FGs	1-19	20-29	30-39	40-49	50+											
Edinger	1/1	4/4	9/13	9/14	3/4											
BEARS	1/1	4/4	9/13	9/14	3/4											
OPPONENTS	0/0	12/12	12/14	6/9	1/3											
Edinger:	()42G, 43G	()31G, 38G, 41G	()35G, 50G, 48G	()28G, 31G	()50G, 35G, 40G	()37G, 32B	()38G	()43G, 48B, 41N	()34N	()33G, 23G, 54G, 47G	()44N, 43N	()	()38G, 22G, 46N	()19G, 30N, 33N, 45G	()52N, 48G	
OPPONENTS:	()22G, 29G, 28G, 24G, 26G	()23G, 53N	()34G	()36G, 39G, 32G, 33G, 47B, 49G	()38N, 50G, 30G	()50N, 45G	()	()46N	()24G, 25G, 30G, 48G	()41G, 44G, 31G	()40N	()32G	()24G, 38G, 35G, 45G	()22G	()27G, 31N	()38G

DEFENSE	(Top 10)	T	S	A	FF	FR	PD	Sa	Int
Urchler	153	112	41	0	0	3	2.5	0	0
Azumah	90	65	25	0	0	10	1.0	4	0
Tillman	89	64	25	1	0	14	1.0	4	0
Briggs	81	62	19	0	0	5	0.0	1	0
M. Brown	81	57	24	0	0	6	0.0	2	0
A. Brown	79	61	18	2	1	4	5.5	1	0
Holdman	79	56	23	1	0	0	0.0	0	0
Daniels	64	46	18	1	0	4	2.5	0	0
Gray	62	42	20	0	1	6	1.0	0	0
Green	48	31	17	0	0	3	0.5	1	0
SACKS:	A. Brown 5.5, Daniels 2.5, Urchler 2.5, Haynes 2.0, Azumah 1.0, Boone 1.0, Gray 1.0, Robinson 1.0, Tillman 1.0, Green 0.5								
TEAM:	18.0, OPPONENTS:	43.0							

USUAL STARTERS

Offense	Defense
WR..... Dez White	RE..... Alex Brown
LT..... Mike Gandy	RT..... Bryan Robinson
LG..... Steve Edwards	LT..... Keith Traylor
C..... Olin Kreutz	LE..... Phillip Daniels
RG..... Chris Villalari	WLB..... Warrick Holdman
RT..... Aaron Gibson	MLB..... Brian Urchler
TE..... Desmond Clark	SLB..... Lance Briggs
WR..... Marty Booker	RCB..... Jerry Azumah
QB..... Kordell Stewart	LCB..... Charles Tillman
RB..... Anthony Thomas	SS..... Bobby Gray
FB..... Stanley Pritchett	FS..... Mike Brown

RANKINGS

Team Stats	Bears	Avg	Rank
Total Yards	4380	273.8	28
Rushing Yards	1763	110.2	28
Passing Yards	2617	163.6	30
Points Scored	283	17.7	t23

	Opp	Avg	Rank
Total Yards	4947	309.2	14
Rushing Yards	1865	116.6	16
Passing Yards	3082	192.6	13
Points Scored	346	18.1	15

Record: 5-11, .312
4th Place, NFC North
Head Coach: Lovie Smith

09/12 L	16-20	DETROIT	61,535
09/19 W	21-10	at Green Bay	70,688
09/26 L	22-27	at Minnesota	64,116
10/03 L	9-19	PHILADELPHIA	61,894
10/17 L	10-13	WASHINGTON	61,945
10/24 L	7-19	at Tampa Bay	65,550
10/31 W	23-13	SAN FRANCISCO	62,054
11/07 W	28-21	at NY Giants	78,786
11/14 W	19-17	ot at Tennessee	68,932
11/21 L	10-41	INDIANAPOLIS	61,908
11/25 L	7-21	at Dallas	64,026
12/05 W	24-14	MINNESOTA	62,051
12/12 L	3-22	at Jacksonville	67,572
12/19 L	5-24	HOUSTON	62,122
12/26 L	13-19	at Detroit	61,924
01/02 L	14-31	GREEN BAY	62,197

	Bears	Opp.
TOTAL FIRST DOWNS	230	302
Rushing	84	109
Passing	121	165
Penalty	25	28
3rd Down: Made/Att	56/223	67/220
3rd Down Pct.	25.1	30.5
4th Down: Made/Att	6/19	4/15
4th Down Pct.	31.6	26.7
POSSESSION AVG.	28:20	31:40
TOTAL NET YARDS	3816	5390
Avg. Per Game	238.5	336.9
Total Plays	967	1046
Avg. Per Play	3.9	5.2
NET YARDS RUSHING	1624	2050
Avg. Per Game	101.5	128.1
Total Rushes	430	496
NET YARDS PASSING	2192	3340
Avg. Per Game	137.0	208.8
Sacked/Yards Lost	66/449	35/173
Gross Yards	2641	3513
Att./Comp.	477/249	515/287
Completion Pct.	52.9	55.7
Had Intercepted	16	17
PUNTS/AVERAGE	110/42.6	92/40.4
NET PUNTING AVG.	110/38.3	92/32.0
PENALTIES/YARDS	124/956	120/914
FUMBLES/BALL LOST	35/21	21/12
TOUCHDOWNS	26	36
Rushing	10	9
Passing	9	23
Returns	7	4

PASSING	Att	Cmp	Yds	Cmp%	Yd/Att	TD	TO	Int	Intr P	Lg	Sack/LO	Rating
Hutchinson	161	92	903	57.1	5.61	4	2.5	3	1.9	63	23/160	73.6
Krenzel	127	59	718	46.5	5.65	3	2.4	6	4.7	49t	23/158	52.7
Quinn	98	51	413	52.0	4.21	1	1.0	3	3.1	32	15/109	53.5
Grossman	84	47	607	56.0	7.23	1	1.2	3	3.6	40	5/22	67.9
Edinger	1	0	0	0.0	0.00	0	0.0	0	0.0	0	0/0	39.6
BEARS	471	249	2641	52.9	5.61	9	1.9	16	3.4	63	66/449	61.1
OPPONENTS	515	287	3513	55.7	6.82	23	4.5	17	3.3	69	35/173	78.7

Score by Period	1	2	3	4	OT	Total
BEARS	34	80	36	79	2	231
OPPONENTS	78	117	50	86	0	331

SCORING	TDs	R	P	PA	PK	PA	FG	%	Pts
Edinger	0	0	0	0	22	22	15	24	105
T. Jones	7	7	0	0					42
Berrian	2	0	2	0					12
B. Johnson	2	0	2	0					12
McKie	2	0	2	0					12
McQuarters	2	0	2	0					12
Thomas	2	2	0	0					12
Azumah	1	0	0	1					6
Briggs	1	0	0	1					6
M. Brown	1	0	0	1					6
Clark	1	0	1	0					6
Grossman	1	1	0	0					6
Haynes	1	0	1	0					6
Lyman	1	0	1	0					6
Terrell	1	0	1	0					6
Vashev	1	0	0	1					6
Krenzel	0	0	0	0					2
Ogunleye	0	0	0	0					1
BEARS	26	10	9	7	22	22	25	24	131
OPPONENTS	36	9	23	4	35	35	26	36	231

2-Pt. Conversions: Krenzel, TEAM 1-4,
OPPONENTS: 0-1.

RUSHING	No	Yds	Avg	Lg	TD
T. Jones	240	948	4.0	54	7
Thomas	122	404	3.3	41t	2
Wade	12	76	6.3	14	0
Grossman	11	48	4.4	8	1
Krenzel	18	41	2.3	12	0
Quinn	3	35	11.7	23	0
Berrian	8	28	3.5	25	0
Peterson	6	19	3.2	13	0
Hutchinson	6	14	2.3	11	0
Terrell	3	10	3.3	20	0
McKie	1	1	1.0	1	0
BEARS	430	1624	3.8	54	10
OPPONENTS	496	2050	4.1	40	9

RECEIVER	No	Yds	Avg	Lg	TD
T. Jones	56	427	7.6	45	0
Terrell	42	699	16.6	63	1
Wade	42	481	11.5	40	0
Clark	24	282	11.8	31	1
Thomas	17	132	7.8	30	0
Berrian	15	225	15.0	49½	2
B. Johnson	14	55	3.9	14	2
McKie	13	70	5.4	15½	2
Gage	12	156	13.0	32	0
Lyman	11	73	6.6	13	1
Peterson	2	30	15.0	30	0
Gilmore	1	11	11.0	11	0
BEARS	249	2641	10.6	63	9
OPPONENTS	287	3513	12.2	69	23

PUNTING	No	Yds	Avg	Net	TB	In	Lg	B
Maynard	108	4638	42.9	38.7	5	34	58	0
Edinger	2	53	26.5	18.0	0	1	30	0
BEARS	110	4691	42.6	38.3	5	35	58	0
OPPONENTS	92	3713	40.4	32.0	13	18	57	0

INTS	No	Yds	Avg	Lg	TD
Vasher	5	177	35.4	71t	1
Azumah	4	128	32.0	70t	1
McQuarters	2	85	42.5	45t	1
Green	2	0	0.0	0	0
Haynes	1	45	45.0	45t	1
Urlacher	1	42	42.0	42	0
Briegleb	1	38	38.0	38t	1
Gray	1	31	31.0	31	0
BEARS	17	546	32.1	71t	5
OPPONENTS	16	222	13.9	45	1

CO RETURNS	No	Yds	Avg	Lg	TD
Azumah	42	924	22.0	73	0
Berrian	17	385	22.6	41	0
D. Jones	6	112	18.7	23	0
McKie	3	65	21.7	25	0
Peterson	3	57	19.0	22	0
McQuarters	2	46	23.0	37	0
B. Johnson	1	18	18.0	18	0
BEARS	74	1607	21.7	73	0
OPPONENTS	54	1160	21.5	43	0

PUNT RET.	Ret	FC	Yds	Avg	Lg	TD
McQuarters	44	13	435	9.9	75t	1
Berrian	2	2	10	5.0	12	0
Gage	0	0	56	--	56	0
Gray	0	0	9	--	9	0
BEARS	46	15	510	11.1	75t	1
OPPONENTS	57	21	380	6.7	29	0

FGs	1-19	20-29	30-39	40-49	50+
Edinger	0/0	6/7	2/5	4/7	3/5
BEARS	0/0	6/7	2/5	4/7	3/5
OPPOSNENTS	0/0	11/11	6/8	7/11	2/6
Edinger: (27B)(45N)(34G,23G,39N,32G)(25G)(46G) (52G,45G,53N,27G)(22G,21G)(39N,29G)(51G) (48N)(53G,52N)(42N,42G)(39N,43G)(0)					
OPPOSNENTS: (27G,21G)(25G,45N)(46N,42G,24G) (51G,42G,42G,40G,39N,45N)(41G,26G)(22G,22G) (48G,51G,50N)(58N,33G,52B)(34G,20G)(52N) (38N)(30G,35G)(42N,20G)(31G,39G,34G,40G) (20G)					

DEFENSE								
(Top 10)	T	S	A	FF	FR	PD	SA	Int
Briggs	168	112	56	0	0	5	0.5	1
Green	132	84	48	1	4	11	1.5	2
Urlacher	105	57	48	2	0	3	5.5	1
Hillmen/eye	90	50	40	1	1	1	2.5	0
McQuarters	80	59	21	0	1	8	2.0	0
Scott	77	41	36	1	1	2	2.0	0
A. Brown	73	43	30	2	1	4	6.0	0
T. Johnson	72	53	19	0	1	4	0.0	0
Harris	58	33	25	1	0	0	3.5	0
Azumah	56	45	11	3	0	7	1.5	4

SACKS: A. Brown 6.0, Urlacher 5.5, Ogunleye 5.4
Harris 3.5, Boone, 2.5, Hillmen/eye 2.5, Haynes
2.0, Scott 2.0, Azumah 1.5, Green 1.5, Idonigie 1.2
Ware 1.0, Briggs 0.5, Ta. Johnson 0.5

TEAM: 35.0 O. OPPONENTS: 66.0

USUAL STARTERS		RANKINGS			
Offense	Defense	Team Stats	Bears	Avg	Rank
WR..... David Terrell	RE..... Alex Brown	Total Yards	3816	238.5	32
LT..... Qasim Mitchell	RT..... Ian Scott	Rushing Yards	1624	101.5	125
LG..... Ruben Brown	LT..... Tommie Harris	Passing Yards	2192	137.0	32
C..... Olin Kreutz	LE..... Adewale Ogunleye	Points Scored	231	14.4	32
RG..... Steve Edwards	WLB..... Lance Briggs				
RT..... John Tait	MLB..... Brian Urlacher				
TE..... Desmond Clark	SLB..... Hunter Hillenmeyer	Total Yards	5390	336.9	21
WR..... Bobby Wade	RCB..... Jerry Azumah	Rushing Yards	2050	128.1	25
QB..... Chad Hutchinson	LCB..... Charles Tillman	Passing Yards	3340	208.8	15
RB..... Thomas Jones	SS..... Mike Green	Points Scored	331	20.7	13
FB..... Bryan Johnson	FS..... Todd Johnson				



Record: 11-5, .688

1st Place, NFC North

Head Coach: Lovie Smith

09/11	L	7-9	at Washington	67,554
09/18	W	38-6	DETROIT	64,444
09/25	L	7-24	CINCINNATI	61,500
10/09	L	10-20	at Cleveland	61,099
10/16	W	28-3	MINNESOTA	68,390
10/23	W	10-6	BALTIMORE	65,671
10/30	W	19-13	at Detroit	62,628
11/06	W	20-17	at New Orleans	61,500
11/13	W	17-9	SAN FRANCISCO	61,492
11/20	W	13-3	CAROLINA	61,820
11/27	W	13-10	at Tampa Bay	75,540
12/04	W	19-7	GREEN BAY	61,550
12/11	L	9-21	at Pittsburgh	70,458
12/18	W	16-3	ATLANTA	61,804
12/25	W	24-17	at Green Bay	61,719
01/01	L	10-34	at Minnesota	78,413

PLAYOFFS

	Bears	Psn
TOTAL FIRST DOWNS	233	259
Rushing	99	83
Passing	111	153
Penalty	23	23
3rd Down: Made/Att	62/215	76/238
3rd Down Pct.	28.8	31.9
4th Down: Made/Att	7/16	6/20
4th Down Pct.	43.8	30.0
POSSESSION AVG.	28:41	31:19
TOTAL NET YARDS	4101	4509
Avg. Per Game	256.3	281.8
Total Plays	937	1034
Avg. Per Play	4.4	4.4
NET YARDS RUSHING	2099	1637
Avg. Per Game	131.2	102.3
Total Rushes	488	443
NET YARDS PASSING	2002	2872
Avg. Per Game	125.1	179.5
Sacked/Yards Lost	31/199	41/275
Gross Yards	2201	3147
Att./Comp.	418/219	550/313
Completion Pct.	52.4	56.9
Had Intercepted	15	24
PUNTS/AVERAGE	98/40.5	97/41.1
NET PUNTING AVG.	98/35.0	97/35.1
PENALTIES/YARDS	105/850	118/1016
FUMBLES/BALL LOST	32/13	26/10
TOUCHDOWNS	28	20
Rushing	11	9
Passing	11	10
Returns	6	

PASSING	Att	Cmp	Yds	Cmp%	Yd/Att	TD	TD%	Int	Int%	Lg	Sack/Lost	Rating
Orton	368	190	1869	51.6	5.08	9	2.4	13	3.5	54	30/190	58.7
Grossman	39	20	259	51.3	6.64	1	2.6	2	5.1	54	1/9	59.7
Blake	9	8	55	88.9	6.11	1	11.1	0	0.0	17	0/0	129.2
Maynard	2	1	18	50.0	9.00	0	0.0	0	0.0	18	0/0	81.3
BEARS	418	219	2201	52.4	5.27	11	2.6	15	3.6	54	31/199	61.5
OPPONENTS	550	313	3147	56.9	5.72	10	1.8	24	4.4	56	41/275	61.2

Score by Period	1	2	3	4	OT	Tot
BEARS	54	82	54	64	6	260
OPPONENTS	35	69	34	64	0	202

SCORING	TDs	Ru	P	RK	PA	FG	S	Pts
Gold	0	0	0	0	19/20	21/27	0	82
Jones	9	9	0	0			0	54
Muhammad	4	0	4	0			0	24
Clark	2	0	2	0			0	12
M. Edwards	2	0	2	0			0	12
Gage	2	0	2	0			0	12
Peterson	2	2	0	0			0	12
Vasher	2	0	2	0			0	12
Brien	0	0	0	0	7/7	1/4	0	10
Briggs	1	0	1	1			0	6
M. Brown	1	0	1	1			0	6
Gilmore	1	0	1	0			0	6
Tillman	1	0	1	1			0	6
Wade	1	0	1	1			0	6

BEARS 28 11 11 6 26/27 22/31 0 260

OPPONENTS20 9 10 1 19/20 21/29 0 202

2-Pt. Conversions: TEAM 0-0, OPPONENTS:

RUSHING	No	Yds	Avg	Lg	TD
Jones	314	1335	4.3	42	9
Peterson	76	391	5.1	36	2
Benson	67	272	4.1	36	0
Orton	24	44	1.8	15	0
Berrian	2	31	15.5	37	0
McKie	3	22	7.3	13	0
B. Johnson	1	5	5.0	5	0
Blake	1	-1	-1.0	-1	0
BEARS	488	2099	4.3	42	11
OPPONENTS	443	1637	3.7	61t	9

RECEIVING	No	Yds	Avg	Lg	TD
Muhammad	64	750	11.7	33	4
Gage	31	346	11.2	23	2
Jones	26	143	5.5	41	0
Clark	24	229	9.5	31	2
Bradley	18	230	12.8	54	0
Berrian	13	246	18.9	54	0
Wade	10	80	8.0	17	0
M. Edwards	10	66	6.6	13	2
Peterson	7	48	6.9	18	0
B. Johnson	5	15	3.0	7	0
McKie	4	15	3.8	11	0
Reid	3	20	6.7	10	0
Berlin	2	9	4.5	9	0
Benson	1	3	3.0	3	0
Gilmore	1	1	1.0	1t	1
BEARS	219	2201	10.1	54	11
OPPONENTS	313	3147	10.1	56	10

PUNTING	No	Yds	Avg	Net	TB	In	Lg	B
Maynard	96	3937	41.0	35.3	11	24	63	1
Gould	1	28	28.0	9.0	0	0	28	0
BEARS	98	3965	40.5	35.0	11	24	63	1
OPPONENTS	97	3982	41.1	35.1	8	27	59	0

INTS	No	Yds	Avg	Lg	TD
Vasher	8	145	18.1	46	1
Tillman	5	172	34.4	95	1
M. Brown	3	116	38.7	72	1
C. Harris	3	44	14.7	44	0
Briggs	2	30	15.0	20	1
Green	1	14	14.0	14	0
Scott	1	3	3.0	3	0
Hillenmeyer	1	0	0.0	0	0

BEARS	24	524	21.8	95	4
-------	----	-----	------	----	---

KO RETURNS	No	Yds	Avg	Lg	TD
Azumah	32	705	22.0	40	0
B... ..	11	251	22.8	31	0

Brauley	4	70	17.5	23	0
McKie	3	29	9.7	17	0
Peterson	2	32	16.0	19	0
Gilmore	1	5	5.0	5	0

PUNT RET.	Ret	FC	Yds	Avg	Lg	TD
Wade	33	9	317	9.6	73t	1
Berrian	8	3	69	8.6	24	0
Davis	5	1	31	6.2	21	0
BEARS	46	13	417	9.1	73t	1
OPPONENTS	39	13	312	8.0	85t	1

FCs	1-19	20-29	30-39	40-49	50+
Gould	0/0	9/9	9/0	3/8	0/0
Briefen	0/0	0/0	0/2	1/2	0/0
BEARS	0/0	9/9	9/12	4/10	0/0
OPPONENTS	2/2	7/8	7/0	4/6	1/3
(Gould:00(44C,48N)0(23C,47N)(38G,20G)					
(Briefen:47N,28G)(39N)(37G,34N)(35G,25G,35C)					
(BEARS:21G,40C,25G,35C,43N)(29C)(35G,29C,39C,44N)					
(45C)(22G)					
Briefen:(0)(48C,48N,36N)(39N)00000000000000					
OPPONENTS:	40C,43C,19C	(0)(33C)(19C,44C)			
	(52N,23C,32B)(40C,29G)	(46G,39C,30C)(22G)			
	(30G,52N,34C,29G)	(46C,38C)(27C,29N)	00(30G)		
	(18N,39N,26G)(54C,27C)				

DEFENSE

(Top Ur)	T	S	A	FF	FR	PD	Sa Int
Urachler	171	101	70	1	0	7	6.0
Briggs	170	86	84	3	2	13	2.0
Tillman	104	84	20	4	0	18	1.0
M. Brown	89	67	22	1	0	6	1.0
Ogunleye	77	48	29	3	1	4	10.0
A. Brown	75	48	27	3	0	8	6.0
Hillenmeyer	71	38	33	0	0	2	1.0
C. Harris	70	43	27	0	1	8	1.0
T. Harris	59	38	21	2	2	0	3.0
Vasher	57	43	14	1	0	0	18.0
SACKS: Ogunleye 10.0, A. Brown 6.0, Urachler 6.0, Ta. Johnson 5.0, T. Harris 3.0, Briggs 2.0, Boone 1.0, Haynes 1.5, Azumah 1.0, M. Brown 1.0, C. Harris 1.0, Tillman 1.0, Idonije 1.0, TEAM: 41.0, OPPONENTS: 31.0							

USUAL STARTERS

Offense	Defense
WR.....Muhsin Muhammad	RE.....Alex Brown
LT.....John Tait	RT.....Ian Scott
LG.....Ruben Brown	LT.....Tommie Harris
C.....Olin Kreutz	LE.....Adewale Ogundeye
RB.....Terrence Metcalfe	WLB.....Lance Briggs
TE.....Fred Miller	MLB.....Brian Urlacher
RT.....Desmond Clark	SLB.....Hunter Hillenmeyer
WR.....Justin Gage	RCB.....Nathan Vasher
QB.....Kyle Orton	LCB.....Charles Tillman
RB.....Thomas Jones	SS.....Mike Brown
FB.....Bryan Johnson	FS.....Chris Harris

RANKINGS

Team Stats	Bears	Avg	Rank
Total Yards	4101	256.3	29
Rushing Yards	2099	131.2	8
Passing Yards	2002	125.1	31
Points Scored	260	16.3	26

	Opp	Avg	Rank
Total Yards	4509	281.8	2
Rushing Yards	1637	102.3	11
Passing Yards	2872	179.5	5
Points Scored	202	12.6	1



2006 CHICAGO BEARS STATISTICS

Record: 13-3, .812

1st Place, NFC North

Head Coach: Lovie Smith

09/10	W	26-0	at Green Bay	70,918
09/17	W	34-7	DETROIT	62,181
09/24	W	19-16	at Minnesota	63,754
10/01	W	37-6	SEATTLE	62,225
10/08	W	40-7	BUFFALO	62,206
10/16	W	24-23	at Arizona	63,977
10/29	W	41-10	SAN FRANCISCO	62,200
11/05	L	13-31	MIAMI	62,206
11/12	W	38-20	at NY Giants	78,641
11/19	W	10-0	at NY Jets	77,632
11/26	L	13-17	at New England	68,756
12/03	W	23-13	MINNESOTA	62,221
12/11	W	42-27	at St. Louis	66,234
12/17	W	34-31	at TAMPA BAY	62,260
12/24	W	26-21	at Detroit	60,665
12/31	L	7-26	GREEN BAY	62,287

PLAYOFFS

01/14	W	27-24	at SEATTLE	62,184
01/21	W	39-14	NEW ORLEANS	61,817
02/04*	L	17-29	Indianapolis	74,512

*Super Bowl XLI at Dolphin Stadium in Miami

	Bears	Opp.
TOTAL FIRST DOWNS	300	258
Rushing	103	77
Passing	161	159
Penalty	36	22
3rd Down: Made/Att	85/231	74/239
3rd Down Pct.	36.8	31.0
4th Down: Made/Att	9/13	10/16
4th Down Pct.	69.2	62.5
POSSESSION AVG.	30:34	29:26
TOTAL NET YARDS	5199	4706
Avg. Per Game	324.9	294.1
Total Plays	1042	1023
Avg. Per Play	5.0	4.6
NET YARDS RUSHING	1918	1590
Avg. Per Game	119.9	99.4
Total Rushes	503	402
NET YARDS PASSING	3281	3116
Avg. Per Game	205.1	194.8
Sacked/Yards Lost	25/165	40/272
Gross Yards	3446	3388
Att./Comp.	514/282	581/328
Completion Pct.	54.9	56.5
Had Intercepted	22	24
PUNTS/AVERAGE	77/44.2	100/43.7
NET PUNTING AVG.	77/37.6	100/35.2
PENALTIES/YARDS	112/923	132/1084
FUMBLES/BALL LOST	26/14	32/20
TOUCHDOWNS	47	29
Rushing	14	7
Passing	24	18
Returns	9	4

PASSING	Att	Cmp	Yds	Cmp%	Yd/Att	TD	TD%	Int	Int%	Lg	Sack/Lost	Rating
Grossman	480	262	3193	54.6	6.65	23	4.8	20	4.2	62	21/142	73.9
Griese	32	18	220	56.3	6.88	1	3.1	2	6.3	75t	3/22	62.0
Jones	1	1	4	100.0	-4.00	0	0.0	0	0.0	-4	1/1	79.2
Maynard	1	1	37	100.0	37.00	0	0.0	0	0.0	37	0/0	118.8
BEARS	514	282	3446	54.9	6.70	24	4.7	22	4.3	75t	25/165	73.5
OPPONENTS	581	328	3388	56.5	5.83	18	3.1	24	4.1	64t	40/272	66.5

Score by Period	1	2	3	4	OT	Total
BEARS	73	140	101	110	3	427
OPPONENTS	47	71	48	89	0	255

SCORING	TDs:Ru-Pa-RK-PAT	FG	S	Pts
Gould	0 0 0 0 47/47	32/36	0	143
Benson	6 6 0 0 0	36	0	36
Berrian	6 0 6 0 0	36	0	36
Clark	6 0 6 0 0	36	0	36
Hester	6 0 6 0 0	36	0	36
Jones	6 6 0 0 0	36	0	36
Muhammad	5 0 5 0 0	30	0	30
Bradley	3 0 3 0 0	18	0	18
Davis	2 0 2 0 0	12	0	12
Gilmore	2 0 2 0 0	12	0	12
Peterson	2 2 0 0 0	12	0	12
M. Brown	1 0 0 1 0	6	0	6
R. Manning	1 0 0 1 0	6	0	6
Tillman	1 0 0 1 0	6	0	6
Ta. Johnson	0 0 0 0 0	2	1	2
PRIDE	47 44 34 3 47/47	32/36	1	143

BEARS 47 14 24 9 47/47 32/36 1 427

OPPONENTS 29 7 18 4 27/28 18/27 0 255

2-Pt. Conversions: TEAM 0-0, OPPONENTS:

0-1.

RUSHING	No	Yds	Avg	Lg	TD
Jones	296	1210	4.1	30t	6
Benson	157	647	4.1	30	6
Peterson	10	41	4.1	11	2
McKie	8	18	2.3	7	0
Berrian	2	5	2.5	5	0
Grossman	24	2	0.1	22	0
Griese	6	-5	-0.8	0	0
BEARS	503	1918	3.8	30t	14
OPPONENTS	402	1590	4.0	53	7

RECEIVING	No	Yds	Avg	Lg	TD
Muhammad	60	863	14.4	40	5
Berrian	51	775	15.2	62	6
Clark	45	626	13.9	33	6
Jones	36	154	4.3	21	0
McKie	25	162	6.5	26	0
Davis	22	303	13.8	31	2
Bradley	14	282	20.1	75t	3
Benson	8	54	6.8	22	0
Peterson	6	88	14.7	37	0
Gillmore	6	38	6.3	18	2
Gage	4	68	17.0	34	0
Reid	4	37	9.3	19	0
Grossman	1	-4	-4.0	-4	0

BEARS 282 3446 12.2 75t 24

OPPONENTS 328 3388 10.3 64t 18

PUNTING	No	Yds	Avg	Net	TB	In	Lg	B
Maynard	77	3404	44.2	37.6	7	24	65	0
BEARS	77	3404	44.2	37.6	7	24	65	0
OPPONENTS	100	4368	43.7	35.2	12	23	67	0

INTS	No	Yds	Avg	Lg	TD
R. Manning	5	113	22.6	54t	1
Tillman	5	32	6.4	13	0
Urlacher	3	38	12.7	36	0
Vasher	3	11	3.7	7	0
D. Manning	2	26	13.0	15	0
A. Brown	2	22	11.0	18	0
C. Harris	2	19	9.5	16	0
Briggs	2	18	9.0	18	0
BEARS	24	524	21.8	54t	1
OPPONENTS	22	321	14.6	55t	4

KO RETURNS	No	Yds	Avg	Lg	TD
Davis	32	753	23.5	42	0
Hester	20	528	26.4	96t	2
Peterson	3	49	16.3	25	0
D. Manning	1	20	20.0	20	0
McClover	1	9	9.0	9	0
McKie	1	11	11.0	11	0
Muhammad	1	3	3.0	3	0
BEARS	59	1373	23.3	96t	2
OPPONENTS	83	1730	20.8	35	0

PUNT RET.	Ret	FC	Yds	Avg	Lg	TD
Hester	47	12	600	12.8	84t	3
Berrian	2	0	7	3.5	7	0
Wesley	1	0	0	0.0	0	0
BEARS	50	12	607	12.1	84t	3
OPPONENTS	38	14	367	9.7	48	0

FGs 1-19 20-29 30-39 40-49 50+

Gould 0/0 6/6 14/16 12/14 0/0

BEARS 0/0 6/6 14/16 12/14 0/0

OPPONENTS 0/0 9/9 2/5 6/9 1/4

Gould:(40G,39G,28G,30G)(32G,45G)

(41G,24G,31G,49G)(36G,20G,41G)

(42G,43G,32G,41G)(23G)(43G,36G)(38G,38G)

(49G)(20G)(45B,46G,32G)(37N,49N)

(38G,37N,25G)(36G,36G,39G,44G)(0)

OPPONENTS:(53N)(40N)(31G,26G,41G)(23G,24G)

(1)(52N,41G,28G,29G,40N)(23G)(37B,20G)

(33N,46G,40G,52N)(1)(52G)(23G,30G)(48N)(45G)

(1)(32N,25G,46G)

DEFENSE

(Top 10)	T	S	A	FF	FR	PD	Sa	Int
Urlacher	185	93	92	1	1	8	0.0	3
Briggs	176	117	59	4	1	9	1.0	2
Tillman	88	67	21	1	1	1	0.0	5
D. Manning	80	46	34	4	1	5	0.0	2
A. Brown	71	44	27	3	2	2	7.0	2
Hillenmeyer	68	32	36	0	1	3	0.0	0
Ogunleye	58	34	24	1	3	1	6.5	0
R. Manning	55	41	14	1	0	5	2.0	5
C. Harris	54	42	12	0	0	2	0.0	2
Anderson	48	35	13	4	1	2	12.0	0

SACKS: Anderson 12.0, A. Brown 7.0, Ogunleye

6.5, T. Harris 5.0, Ta. Johnson 3.5, Boone 2.0, R.

Manning 2.0, Briggs 1.0, Worell 1.0

TEAM: 40.0, OPPONENTS: 25.0

USUAL STARTERS

Offense	Defense
WR..... Muhsin Muhammad	RE..... Alex Brown
LT..... John Tait	RT..... Tank Johnson
LG..... Ruben Brown	LT..... Tommie Harris
C..... Olin Kreutz	LE..... Adewale Ogunleye
RG..... Roberto Garza	WLB..... Lance Briggs
RT..... Fred Miller	MLB..... Brian Urlacher
TE..... Desmond Clark	SLB..... Hunter Hillenmeyer
WR..... Bernard Berrian	RCB..... Nathan Vasher
QB..... Rex Grossman	LCB..... Charles Tillman
RB..... Thomas Jones	SS..... Mike Brown
FB..... Jason McKie	FS..... Danial Manning

RANKINGS

Team Stats	Bears	Avg	Rank
Total Yards	5199	324.9	15
Rushing Yards	1918	119.9	15
Passing Yards	3281	205.1	14
Points Scored	427	26.7	2t
	Opp	Avg	Rank
Total Yards	4706	294.1	5
Rushing Yards	1590	99.4	6
Passing Yards	3116	194.8	11
Points Scored	255	15.9	3



CHICAGO BEARS ALL-TIME RESULTS

2007 CHICAGO BEARS STATISTICS

Record: 7-9, .438

4th Place, NFC North

Head Coach: Lovie Smith

Date	Opponent	Score	Record
09/09 L	at San Diego	67,837	
09/16 W	20-10 KANSAS CITY	62,095	
09/23 L	10-34 DALLAS	62,099	
09/30 L	27-37 at Detroit	60,811	
10/07 W	27-20 at Green Bay	70,904	
10/14 L	31-34 MINNESOTA	62,174	
10/21 W	19-16 at Philadelphia	67,806	
10/28 L	7-16 DETROIT	62,171	
11/11 W	17-6 at Oakland	62,715	
11/18 L	23-30 at Seattle	68,249	
11/25 W	37-34 at DENVER	62,148	
12/02 L	16-21 NY GIANTS	62,244	
12/06 L	16-24 at Washington	82,213	
12/17 L	13-20 at Minnesota	63,800	
12/23 W	35-7 GREEN BAY	62,272	
12/30 W	33-25 NEW ORLEANS	62,064	

	Bears	Opp.
TOTAL FIRST DOWNS	266	305
Rushing	74	100
Passing	168	185
Penalty	24	20
3rd Down: Made/Att	81/238	73/223
3rd Down Pct.	34.0	32.7
4th Down: Made/Att	7/16	8/13
4th Down Pct.	43.8	61.5
POSSESSION AVG.	28:22	31:38
TOTAL NET YARDS	4692	5675
Avg. Per Game	293.3	354.7
Total Plays	1035	1036
Avg. Per Play	4.5	5.5
NET YARDS RUSHING	1330	1967
Avg. Per Game	83.1	122.9
Total Rushes	423	454
NET YARDS PASSING	3362	3708
Avg. Per Game	210.1	231.8
Sacked/Yards Lost	43/339	41/245
Gross Yards	3701	3953
Att./Comp.	569/327	541/343
Completion Pct.	57.5	63.4
Had Intercepted	21	16
PUNTS/AVERAGE	94/41.9	94/40.5
NET PUNTING AVG.	37.2	32.3
PENALTIES/YARDS	111/839	92/670
FUMBLES/BALL LOST	34/13	34/17
TOUCHDOWNS	34	39
Rushing	8	17
Passing	18	19
Returns	8	3

PASSING	Att	Cmp	Yds	Cmp%	Yd/Att	TD	TD%	Int	Int%	Lg	Sack/Lost	Rating
Griese	262	161	1803	61.5	6.88	10	3.8	12	4.6	81t	15/114	75.6
Grossman	225	122	1411	54.2	6.27	4	1.8	7	3.1	59t	25/198	66.4
Orton	80	43	478	53.8	5.98	3	3.8	2	2.5	55t	2/12	73.9
Gould	1	0	0	0.0	0.0	0	0.0	0	0.0	0	0/0	39.6
Peterson	1	1	9	100.0	9.00	1	100.0	0	0.0	9t	0/0	143.8
Hester	0	0	0	0.0	0.0	0	0.0	0	0.0	0	1/15	0.0
BEARS	569	327	3701	57.5	6.50	18	3.2	21	3.7	81t	43/339	72.2
OPPONENTS	541	343	3953	63.4	7.31	19	3.5	16	3.0	71	41/245	84.7

Score by Period	1	2	3	4	OT	Tot
BEARS	46	97	85	103	3	334
OPPONENTS	33	110	68	137	0	348

SCORING	TDs	Ru	Pa	RK	PA	FG	S	Pts
Gould	0	0	0	0	33/33	31/36	0	126
Hester	8	0	2	6				48
Berrian	5	0	5	0				30
Benson	4	0	0	0				24
Clark	4	0	4	0				24
Muhammad	3	0	3	0				18
Peterson	3	3	0	0				18
Olsen	2	0	2	0				14
Bradley	1	0	1	0				6
Graham	1	0	1	0				6
McKie	1	1	0	0				6
St. Clair	1	0	1	0				6
Urlacher	1	0	0	1				6
BEARS	34	8	18	8	33/33	31/36	0	334
OPPONENTS	39	17	19	3	35/37	25/33	0	348

2-Pt. Conversions: Olsen, TEAM 1-1,

OPPONENTS 2-2.

RUSHING	No	Yds	Avg	Lg	TD
Benson	196	674	3.4	43t	4
Peterson	151	510	3.4	21	3
Wolfe	31	85	2.7	25	0
Griese	13	28	2.2	9	0
Grossman	14	27	1.9	12	0
McKie	6	17	2.8	6	1
Orton	5	-1	-0.2	1	0
Hester	7	-10	-1.4	5	0
BEARS	423	1330	3.1	43t	8
OPPONENTS	454	1967	4.3	73t	17

RECEIVING	No	Yds	Avg	Lg	TD
Berrian	71	951	13.4	59t	5
Peterson	51	420	8.2	30	0
Clark	44	545	12.4	52	4
Muhammad	40	570	14.3	44	3
Olsen	39	391	10.0	31	2
Hester	20	299	15.0	81t	2
Davis	17	165	9.7	36	0
Benson	17	123	7.2	19	0
Wolfe	9	117	13.0	33	0
McKie	9	33	3.7	10	0
Bradley	6	71	11.8	19t	1
Gilmore	3	14	4.7	7	0
St. Clair	1	2	2.0	2t	1
BEARS	327	3701	11.3	81t	18
OPPONENTS	343	3953	11.5	71	19

PUNTING	No	Yds	Avg	Net	TB	In	Lg	B
Maynard	88	3682	41.8	37.4	9	27	56	0
Johnson	4	199	49.8	39.3	1	1	60	0
Gould	2	53	26.5	26.5	0	1	28	0
BEARS	94	3934	41.9	37.2	10	29	60	0
OPPONENTS	94	3808	40.5	32.3	6	23	64	3

INTS	No	Yds	Avg	Lg	TD
Urlacher	5	101	20.2	85t	1
Tillman	3	24	8.0	20	0
D. Manning	2	33	16.5	33	0
McGowan	2	5	2.5	5	0
Vasher	1	34	34.0	34	0
M. Brown	1	27	27.0	27	0
A. Brown	1	7	7.0	7	0
Archuleta	1	4	4.0	4	0
BEARS	16	235	14.7	85t	1
OPPONENTS	21	285	13.6	64t	2

KO RETURNS	No	Yds	Avg	Lg	TD
Hester	43	934	21.7	97t	1
Davis	12	168	14.0	34	0
Gilmore	3	25	8.3	15	0
D. Manning	3	61	20.3	21	0
Peterson	3	17	5.7	14	0
Idonije	2	2	1.0	2	0
Wolfe	1	27	27.0	27	0
BEARS	67	1234	18.4	97t	2
OPPONENTS	71	1370	19.3	65	1

PUNT RET.	Ret	FC	Yds	Avg	Lg	TD
Hester	42	6	651	15.5	89t	4
Idonije	1	0	0	0.0	0	0
McGowan	1	0	0	0.0	0	0
BEARS	44	6	651	14.8	89t	4
OPPONENTS	40	19	236	5.9	25	0

FGs	1-19	20-29	30-39	40-49	50+
Gould	0/0	7/7	12/13	12/14	0/2
BEARS	0/0	7/7	12/13	12/14	0/2
OPPONENTS	0/0	7/9	6/9	9/12	3/3

Gould:	(27G)	(47G, 38G)	(20G)	(52B, 49G, 41G)	(44G, 36G)	(32G)	(39N, 31G, 22G, 41G, 45G)	(40N)	(32G, 53N)	(31G, 47G, 48G)	(24G, 44G, 39G)	(35G, 46G, 41G)	(48B, 30G, 22G, 21G)	(29G, 47G)	(31G, 35G)	(39G)
OPPONENTS:	(33B)	(45G, 48B)	(30G, 23B, 44G)	(49G, 39B)	(37G, 37G)	(48G, 55G)	(24G, 33G, 37G)	(26G, 52G, 29N, 20G)	(37G, 52G)	(44N, 40G, 23G, 46G)	(23G, 22G)	(0)7N, 37N, 23G)	(42G, 48G)	(0)	(48G)	

DEFENSE								
(Top 10)	T	S	A	FF	FR	PD	Sa	Int
Urlacher	158	98	60	0	2	5	0	5

DEFENSE	(Top 10)	T	S	A	FF	FR	PD	Sa	Int
Urlacher	158	98	60	0	2	5	5.0	5	0
Briggs	140	80	60	2	1	1	0.0	0	0
Hillenmeyer	101	60	41	1	1	2	0.0	0	0
D. Manning	98	70	28	0	0	2	2.0	2	0
Tillman	83	64	19	4	0	5	3.0	3	0
McGowan	80	52	28	1	1	1	2.0	2	0
Ogunleye	70	38	32	6	3	3	0.0	0	0
Archuleta	64	45	19	0	1	1	1.0	1	0
A. Brown	58	20	38	2	2	5	1.0	1	0
R. Manning	51	36	15	0	1	1	0.0	0	0
SACKS:	Ogunleye 9.0, Harris 8.0, Anderson 5.0, Urlacher 5.0, A. Brown 4.5, Archuleta 2.0, Briggs 2.0, R. Manning 1.0, Vasher 1.0, Walker 1.0, Williams 1.0, Team 1.0, Adams 0.5								
TEAM:	41.0, OPPONENTS:	43.0							

USUAL STARTERS

Offense	Defense
WR..... Muhsin Muhammad	RE Mark Anderson
LT..... John Tait	RT Anthony Adams
LG..... Ruben Brown	LT Tommie Harris
C..... Olin Kreutz	LE Adewale Ogunleye
RG..... Roberto Garza	WLB Lance Briggs
RT..... Fred Miller	MLB Brian Urlacher
TE..... Desmond Clark	SLB Hunter Hillenmeyer
WR..... Bernard Berrian	RCB Trumaine McBride
QB Rex Grossman	LT Charles Tillman
RB Cedric Benson	SS Adam Archuleta
FB..... Jason McKie	FS Danial Manning

RANKINGS

	Bears	Avg	Rank
Total Yards	4692	293.3	27
Rushing Yards	1330	83.1	30
Passing Yards	3362	210.1	15
Points Scored	334	20.9	18t
	Opp	Avg	Rank
Total Yards	5675	354.7	28
Rushing Yards	1967	122.9	24
Passing Yards	3708	231.8	27
Points Scored	348	21.7	16



2008 CHICAGO BEARS STATISTICS

Record: 9-7, .563

2nd Place, NFC North
Head Coach: Lovie Smith

09/07 W	29-13	at Indianapolis	66,822
09/14 L	17-20	at Carolina	73,828
09/21 L	24-27	at TAMPA BAY	62,051
09/28 W	24-20	PHILADELPHIA	62,099
10/05 W	34-7	at Detroit	59,790
10/12 L	20-22	at Atlanta	64,096
10/19 W	48-41	MINNESOTA	62,235
11/02 W	27-23	DETROIT	62,188
11/09 L	14-21	TENNESSEE	62,124
11/16 L	3-37	at Green Bay	71,040
11/23 W	27-3	at St. Louis	61,994
11/30 L	14-34	at Minnesota	63,722
12/07 W	23-10	JACKSONVILLE	61,736
12/11 W	27-24	at NEW ORLEANS	61,692
12/22 W	20-17	at GREEN BAY	62,151
12/28 L	24-31	at Houston	70,838

	Bears	Opp
TOTAL FIRST DOWNS	264	314
Rushing	98	93
Passing	153	208
Penalty	13	13
3rd Down: Made/Att	78/219	81/232
3rd Down Pct.	35.6	34.9
4th Down: Made/Att	6/14	10/21
4th Down Pct.	42.9	47.6
POSSESSION AVG.	28:07	31:53
TOTAL NET YARDS	4734	5355
Avg. Per Game	295.9	334.7
Total Plays	991	1087
Avg. Per Play	4.8	4.9
NET YARDS RUSHING	1673	1496
Avg. Per Game	104.6	93.5
Total Rushes	434	437
NET YARDS PASSING	3061	3859
Avg. Per Game	191.3	241.2
Sacked/Yards Lost	29/168	28/217
Gross Yards	3229	4076
Att./Comp.	528/304	622/383
Completion Pct.	57.6	61.6
Had Intercepted	14	22
PUNTS/AVERAGE	96/41.2	83/42.5
NET PUNTING AVG.	96/38.1	83/37.4
PENALTIES/YARDS	78/610	100/827
FUMBLES/BALL LOST	19/13	17/10
TOUCHDOWNS	42	39
Rushing	15	16
Passing	20	21
Returns	7	2

PASSING	Att	Cmp	Yds	Cmp%	Yd/Att	TD	3rd %	Int	Int%	Lg	Sack/Lost	Rating
Orton	465	272	2972	58.5	6.39	18	3.9	12	2.6	65t	27/160	79.6
Grossman	62	32	257	51.6	4.15	2	3.2	2	3.2	29	2/8	59.7
Maynard	1	0	0	0.0	0.0	0	0.0	0	0.0	0	0/0	39.6
BEARS	528	304	3229	57.6	6.12	20	3.8	14	2.7	65t	29/168	77.1
OPPONENTS	622	383	4076	61.6	6.55	21	3.4	22	3.5	99t	28/217	77.2

Score by Period	1	2	3	4	OT	Total
BEARS	109	101	88	71	6	375
OPPONENTS	47	128	72	100	3	350

SCORING	TDs:Ru-Pa-RK-PAT	FG	S	Pts
Gould	0 0 0 0	41/41	26/29	0 119
Forté	12 8 4 0	0	0	72
Olsen	5 0 5 0	0	0	30
Lloyd	3 0 2 1	0	0	20
R. Davis	3 0 2 1	0	0	18
Hester	3 0 3 0	0	0	18
McKie	3 2 1 0	0	0	18
Orton	3 3 0 0	0	0	18
Booker	2 0 2 0	0	0	12
Grossman	2 2 0 0	0	0	12
Bowman	1 0 0 1	0	0	6
Briggs	1 0 0 1	0	0	6
Clark	1 0 1 0	0	0	6
Manning	1 0 0 1	0	0	6
Tillman	1 0 0 1	0	0	6
Wolfe	1 0 0 1	0	0	6
Ogunleye	0 0 0 0	0	1	2
BEARS	42 15 20 7	41/41	26/29	375
OPPONENTS	39 16 21 2	38/39	26/33	350

2-Pt. Conversions: Lloyd, TEAM 1-1,
OPPONENTS: 0-0.

RUSHING	No	Yds	Avg	Lg	TD
Forté	316	1238	3.9	50t	8
Jones	34	109	3.2	16	0
Peterson	20	100	5.0	16	0
Wolfe	15	69	4.6	38	0
Hester	6	61	10.2	20	0
Orton	24	49	2.0	12	3
McKie	11	26	2.4	6	2
Davis	3	14	4.7	17	0
Grossman	3	4	1.3	2	2
Booker	1	3	3.0	3	0
Davis	1	0	0.0	0	0
BEARS	434	1673	3.9	50t	15
OPPONENTS	437	1496	3.4	59	16

RECEIVING	No	Yds	Avg	Lg	TD
Forté	63	477	7.6	19	4
Olsen	54	574	10.6	52	5
Hester	51	665	13.0	65t	3
Clark	41	367	9.0	35	1
Davis	35	445	12.7	36	2
Lloyd	26	364	14.0	32	2
Booker	14	211	15.1	51t	2
McKie	11	64	5.8	12	1
Peterson	6	45	7.5	19	0
Jones	2	5	2.5	3	0
Davis	1	12	12.0	12	0
BEARS	304	3229	10.6	65t	20
OPPONENTS	383	4076	10.6	99t	21

PUNTING	No	Yds	Avg	Net	TB	In	Lg	B
Maynard	96	3957	41.2	38.1	5	40	67	0
BEARS	96	3957	41.2	38.1	5	40	67	0
OPPONENTS	83	3525	42.5	37.4	8	22	65	2

INTS	No	Yds	Avg	Lg	TD
Payne	4	147	36.8	50	0
Tillman	3	52	17.3	26t	1
Briggs	3	12	4.0	9	0
Ularcler	2	11	5.5	11	0
M. Brown	2	0	0.0	0	0
Steltz	1	44	44.0	44	0
Manning	1	42	42.0	42	0
Graham	1	6	6.0	6	0
Bowman	1	0	0.0	0	0
McBride	1	0	0.0	0	0
Ogunleye	1	0	0.0	0	0
Vasher	1	0	0.0	0	0
A. Brown	1	-2	-2.0	-2	0

BEARS	22	312	14.2	50	1
OPPONENTS	14	219	15.6	45t	1

KO RETURNS	No	Yds	Avg	Lg	TD
Manning	36	1070	29.7	83t	1
Hester	31	679	21.9	51	0
Wolfe	5	98	19.6	33	0
McKie	2	38	19.0	20	0
K. Davis	1	13	13.0	13	0
R. Davis	1	10	10.0	10	0
Peterson	1	11	11.0	11	0
BEARS	77	1919	24.9	83t	1
OPPONENTS	68	1656	24.4	85	0

PUNT RET.	Ret	FC	Yds	Avg	Lg	TD
Hester	32	14	198	6.2	25	0
Vasher	6	1	46	7.7	18	0
Bennett	1	0	17	17.0	17	0
BEARS	39	15	261	6.7	25	0
OPPONENTS	36	27	203	5.6	31	0

FGs	1-19	20-29	30-39	40-49	50+
Gould	0/0	6/6	12/12	8/11	0/0
BEARS	0/0	6/6	12/12	8/11	0/0
OPPONENTS	0/0	8/8	8/10	8/12	2/3
Gould:(41G,25C)(26G)(40G,43G,28G,49N)(41G)(37G,45G)(36G,32G)(26G,42B,48G)(36G,41G)(48B)(35C)(43G,38G)(0)(22G,36G,35G)(28G,35G)(31G,38G)(37G)					
OPPONENTS: (39G,34G)(37G,45G)(35C,21G)(50N,47N,24G,31G)(0)(29G,48G,32G,41G,33N,48G)(42G,23G)(52G)(49N)(53G,33G,45G)(40N,43G)(23G,27G)(42G)(30G)(46N,28G,38B)(22G)					

DEFENSE (Top 10)	T	S	A	FF	FR	PD	Sa	Int
Briggs	136	83	53	1	2	7	0.5	3
Payne	129	73	56	0	0	5	1.0	4
Ularcler	107	69	38	0	1	6	0.0	2
M. Brown	101	63	38	0	0	4	1.0	2
Graham	93	73	20	1	1	6	0.0	1
Tillman	91	79	12	4	0	16	0.0	3
Ogunleye	58	34	24	0	0	4	5.0	1
Roach	40	25	15	0	0	1	0.0	0
Dvoracek	40	16	24	0	0	1	0.0	0
A. Brown	39	19	20	1	1	1	6.0	1
SACKS: A. Brown 6.0, Harris 5.0, Ogunleye 5.0, Idonije 3.5, Harrison 2.0, Anderson 1.0, M. Brown 1.0, Hillenmeyer 1.0, Manning 1.0, Payne 1.0, TEAM 1.0, Briggs 0.5								
TEAM: 28.0, OPPONENTS: 29.0								

USUAL STARTERS

Offense	Defense
WR..... Rashied Davis	RE..... Alex Brown
LT..... John St. Clair	NT..... Dusty Dvoracek
LG..... Josh Beekman	DT..... Tommie Harris
C..... Olin Kreutz	LE..... Adewale Ogunleye
RG..... Roberto Garza	WLB..... Lance Briggs
RT..... John Tait	MLB..... Brian Ularcler
TE..... Desmond Clark	SLB..... Nick Roach
WR..... Brandon Lloyd	RCB..... Corey Graham
QB..... Kyle Orton	LCB..... Charles Tillman
RB..... Matt Forte	SS..... Kevin Payne
FB..... Jason McKie	FS..... Mike Brown

RANKINGS

Team Stats	Bears	Avg	Rank
Total Yards	4734	295.9	26
Rushing Yards	1673	104.6	24
Passing Yards	3061	191.3	21
Points Scored	375	23.4	14t

	Opp	Avg	Rank
Total Yards	5355	334.7	21
Rushing Yards	1496	93.5	5
Passing Yards	3859	241.2	30
Points Scored	350	21.9	16t



CHICAGO BEARS ALL-TIME RESULTS

2009 CHICAGO BEARS STATISTICS

Record: 7-9, .438

3rd Place, NFC North

Head Coach: Lovie Smith

09/13	L	15-21	at Green Bay	70,920
09/20	W	17-14	PITTSBURGH	62,231
09/27	W	25-19	at Seattle	67,938
10/04	W	48-24	DETROIT	62,192
10/18	L	14-21	at Atlanta	68,082
10/25	L	10-45	at Cincinnati	64,900
11/01	W	30-6	CLEVELAND	62,262
11/08	L	21-41	ARIZONA	62,309
11/12	L	6-10	at San Francisco	69,732
11/22	L	20-24	PHILADELPHIA	62,421
11/29	L	10-36	at Minnesota	63,854
12/06	W	17-9	ST. LOUIS	61,892
12/13	L	14-21	GREEN BAY	62,214
12/20	L	7-31	at Baltimore	71,011
12/28	W	36-30	at MINNESOTA	62,479
01/03	W	37-23	at Detroit	56,677

	Bears	Opp
TOTAL FIRST DOWNS	262	312
Rushing	71	105
Passing	170	186
Penalty	21	21
3rd Down: Made/Att	81/217	93/226
3rd Down Pct.	37.3	41.2
4th Down: Made/Att	7/18	6/13
4th Down Pct.	38.9	46.2
POSSESSION AVG.	28:27	31:33
TOTAL NET YARDS	4965	5404
Avg. Per Game	310.3	337.8
Total Plays	971	1033
Avg. Per Play	5.1	5.2
NET YARDS RUSHING	1492	2022
Avg. Per Game	93.3	126.4
Total Rushes	373	467
NET YARDS PASSING	3473	3382
Avg. Per Game	217.1	211.4
Sacked/Yards Lost	35/204	35/272
Gross Yards	3677	3654
Att./Comp.	563/340	531/341
Completion Pct.	60.4	64.2
Had Intercepted	27	13
PUNTS/AVERAGE	77/41.4	71/42.6
NET PUNTING AVG.	77/37.4	71/36.3
PENALTIES/YARDS	100/836	88/744
FUMBLES/BALL LOST	26/7	27/15
TOUCHDOWNS	36	43
Rushing	6	14
Passing	27	29
Returns	3	0

PASSING	Att	Cmp	Yds	Cmp%	Yd/Att	TD	TD%	Int	Int%	Lg	Sack/Lost	Rating
Cutler	555	336	3666	60.5	6.61	27	4.9	26	4.7	71	35/204	76.8
Hanley	7	3	11	42.9	1.57	0	0.0	1	14.3	5	0/0	10.7
Maynard	1	1	0	100.0	0.00	0	0.0	0	0.0	0	0/0	79.2
BEARS	563	340	3677	60.4	6.53	27	4.8	27	4.8	71	35/204	75.6
OPPONENTS	531	341	3654	64.2	6.88	29	5.5	13	2.4	50t	35/272	92.3

Score by Period	1	2	3	4	OT	Tot
BEARS	36	106	85	94	6	327
OPPONENTS	96	112	69	98	0	375

SCORING	TDs	Ru	Pa	RK	PA	FG	S	Pts
Gould	0	0	0	0	33/33	24/28	0	105
Olsen	8	0	8	0			0	48
Knox	6	0	5	1			0	36
Forté	4	4	0	0			0	26
Aromashodu	4	0	4	0			0	24
Bennett	3	0	2	1			0	20
K. Davis	3	0	3	0			0	18
Hester	3	0	3	0			0	18
Clark	2	0	2	0			0	12
Cutler	1	1	0	0			0	6
Tillman	1	0	0	1			0	6
Wolfe	1	1	0	0			0	6
Manning	0	0	0	0			1	2

BEARS 36 6 27 3 33/33/24/28 1 327
OPPONENTS 43 14 29 0 38/40/25/33 0 375
2-Pt. Conversions: Bennett, Forté, TEAM 2-2,
 OPPONENTS: 2-3.

RUSHING	No	Yds	Avg	Lg	TD
Forté	258	929	3.6	61	4
Bell	40	220	5.5	72	0
Cutler	40	173	4.3	30	1
Wolfe	22	120	5.5	36	1
Peterson	7	51	7.3	15	0
Hester	6	-1	-0.3	7	0
BEARS	373	1492	4.0	72	6
OPPONENTS	467	2022	4.3	62t	14

RECEIVING	No	Yds	Avg	Lg	TD
Olsen	60	612	10.2	41	8
Hester	57	757	13.3	48	3
Forté	57	471	8.3	37	0
Bennett	54	717	13.3	71	2
Knox	45	527	11.7	68	5
Aromashodu	24	298	12.4	39t	4
Clark	19	145	7.6	26	2
K. Davis	9	75	8.3	18	3
R. Davis	5	35	7.0	10	0
McKie	5	13	2.6	8	0
Wolfe	2	12	6.0	12	0
Peterson	2	11	5.5	7	0
Bell	1	4	4.0	4	0
BEARS	340	3677	10.8	71	27
OPPONENTS	341	3654	10.7	50t	29

PUNTING	No	Yds	Avg	Net	TB	In	Lg	B
Maynard	77	3191	41.4	37.4	2	26	66	0
BEARS	77	3191	41.4	37.4	2	26	66	0
OPPONENTS	71	3026	42.6	36.3	6	21	61	0

INTS	No	Yds	Avg	Lg	TD
Bowman	6	67	11.2	39	0
Tillman	2	35	17.5	21t	1
Manning	1	35	35.0	35	0
Harris	1	6	6.0	6	0
Vasher	1	1	1.0	1	0
Briggs	1	0	0.0	0	0
Hillenmeyer	1	0	0.0	0	0
BEARS	13	144	11.1	39	1
OPPONENTS	27	365	13.5	67	0

KO RETURNS	No	Yds	Avg	Lg	TD
Knox	32	927	29.0	102t	1
Manning	28	744	26.6	59	0
R. Davis	9	114	12.7	22	0
Hester	7	156	22.3	44	0
Bennett	2	40	20.0	22	0
Aromashodu	1	18	18.0	18	0
Idonije	1	0	0.0	0	0
BEARS	80	1999	25.0	102t	1
OPPONENTS	64	1552	24.3	62	0

PUNT RET.	Ret	FC	Yds	Avg	Lg	TD
Hester	24	5	187	7.8	33	0
Bennett	14	2	143	10.2	49t	1
Knox	1	0	0	0.0	0	0
BEARS	39	7	330	8.5	49t	1
OPPONENTS	34	14	272	8.0	53	0

FGs	1-19	20-29	30-39	40-49	50+
Gould	0/0	9/9	6/6	7/10	2/3
BEARS	0/0	9/9	6/6	7/10	2/3
OPPONENTS	0/0	6/6	8/12	8/12	3/3
Gould:(47G,21G),(44G)(53N,37G)(52G,22G)					
() (22G)(37G,29G,32G)(48B)(50G,38G)					
(45G,28G,28G,49G,48B)(38G)(27G)() ()					
(22G,42G,41G,45N)(44G,28G,34G)					
OPPONENTS: (49N,52G,39G)(38N,43N)					
(46G,37G,43N,34N,39G,46G)(38G)() (29G)					
() (43G,30G)(39N,21G)(25G)(52G,37G,20G)					
(20G,48G,50G)(33G,26G,42N)(30N,40G)(41G)					
(42G,48G,32G)					

DEFENSE	(Top 10)	T	S	A	FF	FR	PD	Sa	Int
Briggs	147	97	50	0	0	2	2.5	1	
Hillenmeyer	105	62	43	4	1	6	2.5	1	
Tillman	86	64	22	6	1	7	0.0	2	
Roach	82	47	35	3	1	4	2.0	0	
Manning	77	54	23	2	2	3	1.0	1	
Bowman	75	56	19	1	0	6	0.0	6	
Afalava	70	45	25	1	1	6	2.0	0	
Payne	60	41	19	0	0	5	0.0	0	
Williams	49	31	18	0	0	2	0.0	0	
A. Adams	42	18	24	0	2	1	2.0	0	
SACKS: Ogunleye 6.5, A. Brown 6.0, Anderson 3.5, Briggs 2.5, Idonije 2.5, Harris 2.5, Hillenmeyer 2.5, A. Adams 2.0, Afalava 2.0, Roach 2.0, Harrison 1.0, Manning 1.0, TEAM 1.0									
TEAM: 35.0, OPPONENTS: 35.0									

USUAL STARTERS

Offense	Defense
WR..... Earl Bennett	RE..... Alex Brown
LT..... Orlando Pace	NT..... Anthony Adams
LG..... Frank Omiyale	OT..... Tommie Harris
C..... Olin Kreutz	LE..... Adewale Ogunleye
RG..... Roberto Garza	WLB..... Lance Briggs
RT..... Chris Williams	MLB..... Hunter Hillenmeyer
TE..... Greg Olsen	SLB..... Nick Roach
WR..... Devin Hester	RCB..... Zackary Bowman
QB..... Jay Cutler	LCB..... Charles Tillman
RB..... Matt Forté	SS..... Al Afalava
FB..... Jason McKie	FS..... Daniele Manning

RANKINGS

Team Stats	Bears	Avg	Rank
Total Yards	4965	310.3	23
Rushing Yards	1492	93.3	29
Passing Yards	3473	217.1	17
Points Scored	327	20.4	19
	Opp	Avg	Rank
Total Yards	5404	337.8	17
Rushing Yards	2022	126.4	23
Passing Yards	3382	211.4	13
Points Scored	375	23.4	21t



2010 CHICAGO BEARS STATISTICS

Record: 11-5, .688

1st Place, NFC North
Head Coach: Lovie Smith

09/12 W 19-14	DETROIT	62,080
09/19 W 27-20	at Dallas	85,168
09/27 W 20-17	GREEN BAY	62,179
10/03 L 3-17	at NY Giants	77,716
10/10 W 23-6	at Carolina	73,464
10/17 L 20-23	SEATTLE	62,137
10/24 L 14-17	WASHINGTON	62,155
11/07 W 22-19	at Buffalo*	50,746
11/14 W 27-13	MINNESOTA	62,206
11/18 W 16-0	at Miami	68,752
11/28 W 31-26	PHILADELPHIA	62,147
12/05 W 24-20	at Detroit	58,119
12/12 L 7-36	NEW ENGLAND	62,347
12/20 W 40-14	at Minnesota	40,504
12/26 W 38-34	NY JETS	62,310
01/02 L 3-10	at Green Bay	70,833

PLAYOFFS

01/16 W 35-24	SEATTLE	62,265
01/23 L 14-21	GREEN BAY	62,377

	Bears	Opp
TOTAL FIRST DOWNS	263	282
Rushing	76	88
Passing	163	183
Penalty	24	11
3rd Down: Made/Att	64/195	75/216
3rd Down Pct.	32.8	34.7
4th Down: Made/Att	2/7	6/13
4th Down Pct.	28.6	46.2
POSSESSION AVG.	29:31	30:29
TOTAL NET YARDS	4631	5029
Avg. Per Game	289.4	314.3
Total Plays	936	1002
Avg. Per Play	4.9	5.0
NET YARDS RUSHING	1616	1441
Avg. Per Game	101.0	90.1
Total Rushes	414	386
NET YARDS PASSING	3015	3588
Avg. Per Game	188.4	224.3
Sacked/Yards Lost	56/382	34/232
Gross Yards	3397	3820
Att./Comp.	466/276	582/363
Completion Pct.	59.2	62.4
Had Intercepted	21	21
PUNTS/AVERAGE	83/40.1	88/40.6
NET PUNTING AVG.	83/35.2	88/32.6
PENALTIES/YARDS	91/768	93/790
FUMBLES/BALL LOST	19/10	37/14
TOUCHDOWNS	37	32
Rushing	10	14
Passing	23	14
Returns	4	4

PASSING	Att	Cmp	Yds	Cmp%	Yd/Att	TD	TD%	Int	Int%	Lg	Sack/Lost	Rating
Cutler	432	261	3274	60.4	7.6	23	5.3	16	3.7	89t	52/352	86.3
Collins	27	10	68	37.0	2.5	0	0.0	5	18.5	19	2/15	5.9
Hanie	7	5	55	71.4	7.9	0	0.0	0	0.0	26	2/15	94.3
BEARS	466	276	3397	59.2	7.3	23	4.9	21	4.5	89t	56/382	79.5
OPPONENTS	582	363	3820	62.4	6.6	14	2.4	21	3.6	59t	34/232	74.4

Score by Period	1	2	3	4	OT	Tot
BEARS	88	95	84	67	0	334
OPPONENTS	68	111	54	53	0	286

SCORING	TDs:Ru-Pa-RK-PAT	FG	S	Pts	
Gould	0 0 0 0	35/35	25/30	0	110
Forté	9 6 3 0	0	0	0	56
Hester	7 0 4 3	0	0	0	42
Olsen	5 0 5 0	0	0	0	30
Knox	5 0 5 0	0	0	0	30
Bennett	3 0 3 0	0	0	0	18
Taylor	3 3 0 0	0	0	0	18
Manumaleuna	1 0 1 0	0	0	0	6
R. Davis	1 0 1 0	0	0	0	6
Cutler	1 1 0 0	0	0	0	6
K. Davis	1 0 1 0	0	0	0	6
Moore	1 0 0 1	0	0	0	6

BEARS 37 10 23 4 35/35 25/30 0 334

OPPONENTS 32 14 14 4 29/31 21/27 1 286

2-Pt. Conversions: Forté, TEAM 1-2,
OPPONENTS: 0-1.

RUSHING	No	Yds	Avg	Lg	TD
Forté	237	1069	4.5	68t	6
Taylor	112	267	2.4	24	3
Cutler	50	232	4.6	25	1
Hester	7	30	4.3	11	0
Bennett	2	9	4.5	5	0
Wolfe	4	8	2.0	7	0
Knox	1	2	2.0	2	0
Hanie	1	-1	-1.0	-1	0
BEARS	414	1616	3.9	68t	10
OPPONENTS	386	1441	3.7	45	14

RECEIVING	No	Yds	Avg	Lg	TD
Knox	51	960	18.8	67t	5
Forté	51	547	10.7	89t	3
Bennett	46	561	12.2	48	3
Olsen	41	404	9.9	39t	5
Hester	40	475	11.9	39	4
Taylor	20	139	7.0	18	0
Aromashodu	10	149	14.9	34	0
R. Davis	9	84	9.3	21	1
Manumaleuna	5	43	8.6	16	1
K. Davis	1	19	19.0	19t	1
Clark	1	12	12.0	12	0
Williams	1	4	4.0	4	0
BEARS	276	3397	12.3	89t	23
OPPONENTS	363	3820	10.5	59t	14

PUNTING	No	Yds	Avg	Net	TB	In	Lg	B
Maynard	83	3326	40.1	35.2	5	24	56	0
BEARS	83	3326	40.1	35.2	5	24	56	0
OPPONENTS	88	3569	40.6	32.6	7	30	58	0

INTS	No	Yds	Avg	Lg	TD
Tillman	5	127	25.4	56	0
C. Harris	5	69	13.8	39	0
D. Moore	4	95	23.8	54t	1
Briggs	2	1	0.5	1	0
Peppers	2	1	0.5	1	0
Jennings	1	39	39.0	39	0
Manning	1	0	0.0	0	0
Urlacher	1	0	0.0	0	0
BEARS	21	332	15.8	56	1
OPPONENTS	21	247	11.8	92t	2

KO RETURNS	No	Yds	Avg	Lg	TD
Manning	33	816	24.7	62	0
Hester	12	427	35.6	79	0
Knox	8	182	22.8	42	0
R. Davis	5	70	14.0	32	0
K. Davis	1	2	2.0	2	0
BEARS	59	1497	25.4	79	0
OPPONENTS	59	1404	23.8	60	0

PUNT RET.	Ret	FC	Yds	Avg	Lg	TD
Hester	33	10	564	17.1	89t	3
BEARS	33	10	564	17.1	89t	3
OPPONENTS	39	10	303	7.8	62t	1

FGs	1-19	20-29	30-39	40-49	50+
Gould	1/1	9/9	8/9	4/7	3/4
BEARS	1/1	9/9	8/9	4/7	3/4
OPPONENTS	0/0	9/9	7/11	3/4	2/3
Gould: (20G, 31G) (38G, 40G) (49N, 25G, 19G) (40G) (28G, 53G, 43G) (34G, 24G, 54B) (1) (42N) (43N, 34G, 37G) (47G, 24G, 50G) (23G) (54G) (1) (29G, 23G, 34G, 20G) (37G, 35N) (30G)					
OPPONENTS: (1) (28G, 44N, 48G) (38G, 37B) (22G, 38N) (24G, 51N, 53G) (1) (46G, 37N) (1) (36G, 39N, 33G) (1) (45G, 36G, 22G, 36G) (50G, 25G) (30G, 25G, 29G) (1) (26G, 34G) (23G)					

DEFENSE	T	S	A	FF	FR	PD	Sa	Int
Urlacher	146	90	56	2	3	13	4.0	1
Briggs	121	75	46	2	1	7	2.0	2
Tillman	101	66	35	3	2	11	0.0	5
C. Harris	96	57	39	0	2	2	0.0	5
Manning	85	55	30	0	0	5	0.0	1
Jennings	66	41	25	1	1	9	0.0	1
Tinoisamoa	51	22	29	1	0	1	1.0	0
Peppers	50	33	17	3	0	7	8.0	2
Idonije	46	25	21	3	0	5	8.0	0
D. Moore	44	29	15	1	0	3	1.0	4
Sacks: Idonije 8.0, Peppers 8.0, Urlacher 4.0, Melton 2.5, Adams 2.0, Toelaina 2.0, Briggs 2.0, T. Harris 1.5, Wootton 1.0, D. Moore 1.0, Tinoisamoa 1.0, Iwuh 1.0								
TEAM: 34.0, OPPONENTS: 56.0								

USUAL STARTERS										RANKINGS		
Offense					Defense					Team Stats	Bears	Rank
WR.....	Johnny Knox	RE.....	Julius Peppers	Total Yards.....	4631.....	289.4.....	30					
LT.....	Frank Omiyale	NT.....	Anthony Adams	Rushing Yards.....	1616.....	101.0.....	22					
LG.....	Chris Williams	DT.....	Matt Toelaina	Passing Yards.....	3015.....	188.4.....	28					
C.....	Olin Kreutz	LE.....	Israel Idonije	Points Scored.....	334.....	20.9.....	21					
RG.....	Roberto Garza	WR.....	Lance Briggs									
RT.....	J'Marcus Webb	SLB.....	Brian Urlacher									
TE.....	Greg Olsen	SLB.....	Pisa Tinoisamoa									
WR.....	Devin Hester	RCB.....	Charles Tillman									
QB.....	Jay Cutler	LCB.....	Tim Jennings									
RB.....	Matt Forte	SS.....	Daniel Manning									
FB.....	Brandon Manumaleuna	FS.....	Chris Harris									



CHICAGO BEARS ALL-TIME RESULTS

2011 CHICAGO BEARS STATISTICS

Record: 8-8, .500

3rd Place, NFC North

Head Coach: Lovie Smith

09/11 W 30-12	ATLANTA	62,115
09/18 L 13-30	at New Orleans	73,019
09/25 L 17-27	GREEN BAY	62,339
10/02 W 34-29	CAROLINA	62,135
10/10 L 13-24	at Detroit	67,861
10/16 W 39-10	MINNESOTA	62,322
10/23 W 24-18	vs. Tampa Bay*	76,981
11/07 W 30-24	at Philadelphia	69,144
11/13 W 37-13	DETROIT	62,396
11/20 W 31-20	SAN DIEGO	62,344
11/27 L 20-25	at Oakland	59,244
12/04 L 3-10	KANSAS CITY	61,973
12/11 L 10-13	at Denver	76,487
12/18 L 14-38	SEATTLE	61,542
12/25 L 21-35	at Green Bay	70,574
01/01 W 17-13	at Minnesota	62,867

* at London, England

	Bears	Opp.
TOTAL FIRST DOWNS	271	291
Rushing	97	75
Passing	153	199
Penalty	21	17
3rd Down: Made/Att	66/203	80/229
3rd Down Pct.	32.5	34.9
4th Down: Made/Att	2/8	7/17
4th Down Pct.	25.0	41.2
POSSESSION AVG.	30:13	29:47
TOTAL NET YARDS	5026	5607
Avg. Per Game	314.1	350.4
Total Plays	978	1048
Avg. Per Play	5.1	5.4
NET YARDS RUSHING	2015	1542
Avg. Per Game	125.9	96.4
Total Rushes	456	384
NET YARDS PASSING	3011	4065
Avg. Per Game	188.2	254.1
Sacked/Yards Lost	49/335	33/208
Gross Yards	3346	4273
Att./Comp.	473/268	631/387
Completion Pct.	56.7	60.7
Had Intercepted	20	20
PUNTS/AVERAGE	89/43.9	85/42.7
NET PUNTING AVG.	40.4	36.7
FUMBLES/BALL LOST	104/800	98/719
TOUCHDOWNS	26/9	23/11
Rushing	10	36
Passing	18	22
Returns	10	4

PASSING	Att	Cmp	Yds	Cmp%	Yd/Att	TD	TD%	Int	Int%	Lg	Sack/Lost	Rating
Cutler	314	182	2319	58.0	7.39	13	4.1	7	2.2	56t	23/159	85.7
Hanie	102	51	613	50.0	6.01	3	2.9	9	8.8	81	19/133	41.8
McCowen	55	35	414	63.6	7.53	2	3.6	4	7.3	49	7/43	68.3
Forté	1	0	0	0.0	0.00	0	0.0	0	0.0	0	0/0	39.6
Podlesh	1	0	0	0.0	0.00	0	0.0	0	0.0	0	0/0	39.6
BEARS	473	268	3346	56.7	7.07	18	3.8	20	4.2	81	49/335	73.8
OPPONENTS	631	383	4273	60.7	6.77	22	3.5	20	3.2	79t	33/208	79.3

Score by Period	1	2	3	4	OT	Tot
BEARS	71	128	82	66	0	353
OPPONENTS	51	99	95	93	3	341

SCORING	TDs:Ru-Pa-RK-PAT	FG	S	Pts
Gould	0 0 0 0	37/37 28/32	0	121
Barber	6 6 0 0		0	36
K. Davis	5 0 5 0		0	30
Forté	4 3 1 0		0	24
Hester	4 0 1 3		0	24
Sanzenbacher	3 0 3 0		0	18
Knox	2 0 2 0		0	12
Spaeth	2 0 2 0		0	12
Tillman	2 0 2 0		0	12
R. Williams	2 0 2 0		0	12
Bell	1 0 1 0		0	6
Bennett	1 0 1 0		0	6
Cutler	1 1 0 0		0	6
Idonije	1 0 0 1		0	6
D. Moore	1 0 0 1		0	6
Urlacher	1 0 0 1		0	6
E. Williams	1 0 0 1		0	6
Wright	1 0 0 1		0	6
McCown	0 0 0 0		0	2
Paea	0 0 0 0		1	2
BEARS	38	10 18	37/37 28/32	353

2-Pt. Conversions: McCowen, TEAM: 1-1, OPPONENTS: 0-3.

RUSHING	No	Yds	Avg	Lg	TD
Forté	203	997	4.9	46	3
Barber	114	422	3.7	29	6
Bell	79	337	4.3	26	0
Hanie	13	98	7.5	24	0
McCowen	12	68	5.7	28	0
Cutler	18	55	3.1	12	1
Allen	15	48	3.2	13	0
Sanzenbacher	1	-4	-4.0	-4	0
Hester	1	-6	-6.0	-6	0
BEARS	456	2015	4.4	46	10
OPPONENTS	384	1542	4.0	88t	10

RECEIVING	No	Yds	Avg	Lg	TD
Forté	52	490	9.4	56t	1
Knox	37	727	19.6	81	2
R. Williams	37	507	13.7	25t	2
Sanzenbacher	27	276	10.2	22	3
Hester	26	369	14.2	53	1
Bennett	24	381	15.9	49	1
Bell	19	133	7.0	25t	1
Davis	18	206	11.4	32t	5
Hurd	8	109	13.6	28	0
Clutts	8	48	6.0	10	0
Spaeth	7	50	7.1	13	2
Barber	5	50	10.0	16	0
BEARS	268	3346	12.5	81	18
OPPONENTS	383	4273	11.2	79t	22

PUNTING	No	Yds	Avg	Net	TB	In	Lg	B
Podlesh	89	3903	43.9	40.4	4	21	70	0
BEARS	89	3903	43.9	40.4	4	21	70	0
OPPONENTS	85	3628	42.7	36.7	2	27	80	0

INTS	No	Yds	Avg	Lg	TD
Tillman	5	127	25.4	56	0
Moore	4	31	7.8	20t	1
Tillman	3	66	22.0	44t	2
Wright	3	60	20.0	35	1
Graham	3	11	3.7	10	0
Urlacher	3	7	2.3	8	0
Jennings	2	2	1.0	1	0
Briggs	1	0	0.0	0	0
Conte	1	0	0.0	0	0
BEARS	20	177	8.9	44t	4
OPPONENTS	20	380	19.0	73	3

KO RETURNS	No	Yds	Avg	Lg	TD
Hester	33	723	21.9	98t	1
Knox	15	397	26.5	56	0
Bell	2	45	22.5	25	0
Spaeth	2	14	7.0	7	0
Adams	1	0	0.0	0	0
Allen	1	17	17.0	17	0
Bennett	1	9	9.0	9	0
Clutts	1	9	9.0	9	0
Hurd	1	24	24.0	24	0
BEARS	57	1238	21.7	98t	1
OPPONENTS	35	855	24.4	44	0

PUNT RET.	Ret	FC	Yds	Avg	Lg	TD
Hester	28	15	454	16.2	82t	2
Bennett	1	1	7	7.0	7	0
Knox	1	0	9	9.0	9	0
BEARS	30	16	470	15.7	82t	2
OPPONENTS	41	27	223	5.4	36	0

FGs	1-19	20-29	30-39	40-49	50+
Gould	0/0	10/10	6/6	6/10	6/6
BEARS	0/0	10/10	6/6	6/10	6/6
OPPONENTS	1/1	9/10	10/12	7/8	3/5
Gould:	(41G,23G,26G)	(42G,38G)	(25G)	(20G,24G)	(44G,49G)
(51G,26G,22G)	(41N,25G)	(51G,38G,22G)	(43G,35G,43N,50G)	(42G)	(50G,53G)
(32G,41N)	(57G)	(1)	(49N,35G,30G)	(27G)	
OPPONENTS:	(48G,25G)	(31G,29G,53G)	(37G,28G)	(29G,39G,34B,38G,52N)	(31G)
(37G,38N)	(33G)	(47G)	(29G,35G)	(28G,55N,48G)	(40G,47G,19G,37G,44G)
(21G)	(28B,59G,51G)	(33G)	(1)	(26G,48B,26G)	

DEFENSE	(Top 10)	T	S	A	FF	FR	PD	SA	Int
Briggs	147	86	61	2	0	3	0	0	1
Urlacher	135	77	58	0	2	7	0	0	3
Tillman	113	83	30	4	2	1	3	1	0
Jennings	87	62	25	1	1	8	0	0	2
Wright	78	52	26	0	0	4	0	0	3
Roach	61	26	35	0	0	3	0	0	0
Moore	60	43	17	0	0	8	1	0	4
Idonije	57	28	29	1	2	0	5	0	0
Steltz	48	28	20	2	0	1	1	0	0
Conte	47	23	24	0	0	1	0	0	1

Sacks: Peppers 11.0, Melton 7.0, Idonije 5.0, Okoye 4.0, Paea 2.0, C. Davis 1.0, Steltz 1.0, Tillman 1.0, TEAM 1.0

TEAM: 33.0, OPPONENTS: 49.0

USUAL STARTERS

Offense	Defense
WR..... Roy Williams	RE..... Julius Peppers
LT..... J'Marcus Webb	NT..... Henry Melton
LG..... Chris Williams	DT..... Matt Toalaina
C..... Roberto Garza	LE..... Israel Idonije
RG..... Chris Spencer	WLB..... Lance Briggs
RT..... Lance Louis	MLB..... Brian Urlacher
TE..... Kellen Davis	SLB..... Nick Roach
WR..... Devin Hester	RCB..... Charles Tillman
QB..... Jay Cutler	LCB..... Tim Jennings
RB..... Matt Forté	SS..... Major Wright
FB..... Tyler Clutts	FS..... Chris Conte

RANKINGS

Team Stats	Bears	Avg	Rank
Total Yards	5026	314.1	24
Rushing Yards	2015	125.9	9
Passing Yards	3011	188.2	26
Points Scored	353	22.1	17
	Opp	Avg	Rank
Total Yards	5607	350.4	17
Rushing Yards	1542	96.4	5
Passing Yards	4065	254.1	28
Points Scored	341	21.3	14

Head Coach: Lovie Smith

407



CHICAGO BEARS ALL-TIME RESULTS

2013 CHICAGO BEARS STATISTICS

Record: 8-8, .500

2nd Place, NFC North

Head Coach: Marc Trestman

09/08 W 24-21	CINCINNATI	62,213
09/15 W 31-30	MINNESOTA	62,181
09/22 W 40-23	at Pittsburgh	61,575
09/29 L 32-40	at Detroit	64,552
10/06 L 18-26	NEW ORLEANS	62,361
10/10 W 27-21	N.Y. GIANTS	62,374
10/20 L 41-45	at Washington	83,147
11/04 W 27-20	at Green Bay	78,122
11/10 L 19-21	DETROIT	62,341
11/17 W 23-20	at BALTIMORE	62,367
11/24 L 21-42	at St. Louis	66,024
12/01 L 20-23	at Minnesota	64,134
12/09 W 45-28	DALLAS	62,229
12/15 W 38-31	at Cleveland	71,513
12/22 L 11-54	at Philadelphia	69,144
12/29 L 28-33	GREEN BAY	62,708

	Bears	Opp
TOTAL FIRST DOWNS	344	353
Rushing	102	147
Passing	215	184
Penalty	27	22
3rd Down: Made/Att	83/197	83/200
3rd Down Pct.	42.1%	41.5%
4th Down: Made/Att	8/13	12/16
4th Down Pct.	61.5%	75.0%
POSSESSION AVG.	30:25	29:35
TOTAL NET YARDS	6109	6313
Avg. Per Game	381.8	394.6
Total Plays	1013	1021
Avg. Per Play	6.0	6.2
NET YARDS RUSHING	1828	2583
Avg. Per Game	114.3	161.4
Total Rushes	404	483
NET YARDS PASSING	4281	3730
Avg. Per Game	267.6	233.1
Sacked/Yards Lost	30/169	31/189
Gross Yards	4450	3919
Att./Comp.	579/373	507/315
Completion Pct.	64.4%	62.1%
Had Intercepted	13	19
PUNTS/AVERAGE	69/40.0	58/44.5
NET PUNTING AVG.	37.3	38.4
PENALTIES/YARDS	85/708	69/647
FUMBLES/BALL LOST	21/10	25/9
TOUCHDOWNS	52	56
Rushing	13	22
Passing	32	25
Returns	7	9

PASSING	Att	Cmp	Yds	Cmp%	Yd/Att	TD	TD%	Int	Int%	Lg	Sack/Lost	Rating
Cutler	355	224	2621	63.1%	7.4	19	5.4%	12	3.4%	67	19/132	89.2
McCowen	224	149	1829	66.5%	8.2	13	5.8%	1	0.4%	80t	11/37	109.0
BEARS	579	373	4450	64.4%	7.7	32	5.5%	13	2.2%	80t	30/169	96.9
OPPONENTS	5507	315	3919	62.1%	7.7	25	4.9%	19	3.7%	48t	31/189	86.9

Score by Period	1	2	3	4	OT	Tot
BEARS	96	124	90	132	3	445
OPPONENTS	112	147	97	119	3	478

SCORING	TDs:Ru-Pa-RK-PAT	FG	S	Pts
Gould	0 0 0 0	45/46	26/29	0 123
Marshall	12 0 12 0			2 76
Forté	12 9 3 0			1 74
Jeffery	7 0 7 0			1 44
M. Bennett	5 0 5 0			0 30
E. Bennett	4 0 4 0			1 26
Bush	4 3 1 0			0 24
Jennings	2 0 0 2			0 12
Bass	1 0 0 1			0 6
Bowman	1 0 0 1			0 6
Wright	1 0 0 1			0 6
Hester	1 0 0 1			0 6
Peppers	1 0 0 1			0 6
McCown	1 1 0 0			0 6
BEARS	52 13 32 7	45/46	26/29	5 445
OPPONENTS	56 22 25 9	54/54	28/30	1 478
2-Pt. Conversions: TEAM: 5-6, OPPONENTS: 1-2				

RUSHING	No	Yds	Avg	Lg	TD
Forté	289	1339	4.6	55	9
Bush	63	197	3.1	40t	3
Cutler	23	118	5.1	18	0
Jeffery	16	105	6.6	38	0
McCown	13	69	5.3	20	1
BEARS	404	1828	4.5	55	13
OPPONENTS	483	2583	5.3	65t	22

RECEIVING	No	Yds	Avg	Lg	TD
Marshall	100	1295	13.0	44	12
Jeffery	89	1421	16.0	80t	7
Forté	74	594	8.0	34	3
M. Bennett	65	759	11.7	43	5
E. Bennett	32	243	7.6	17t	4
Flammatt	4	57	14.3	30	0
Bush	4	48	12.0	17t	1
Wilson	2	13	6.5	10	0
Rosario	1	13	13.0	13	0
Weems	1	8	8.0	8	0
Long	1	-1	-1.0	-1	0
BEARS	373	4450	11.9	80t	32
OPPONENTS	315	3919	12.4	48t	25

PUNTING	No	Yds	Avg	Net	TB	In	Lg	B
Podlesh	68	2763	40.6	37.9	2	27	65	1
BEARS	68	2763	40.6	37.9	2	27	65	1
OPPONENTS	58	2581	44.5	38.4	5	16	65	0

INTS	No	Yds	Avg	Lg	TD
Jennings	4	111	27.8	48t	2
Tillman	3	69	23.0	41	0
Bowman	3	67	22.3	43t	1
Conte	3	48	16.0	35	0
Wright	2	46	23.0	38t	1
Greene	1	49	49.0	49	0
Bass	1	24	24.0	24t	1
Peppers	1	14	14.0	14	0
Bostic	1	0	0.0	0	0
BEARS	19	428	22.5	49	5
OPPONENTS	13	225	17.3	54t	3

KO RETURNS	No	Yds	Avg	Lg	TD
Hester	52	1436	27.6	80	0
Anderson	5	82	16.4	21	0
Weems	5	57	11.4	19	0
Ford	5	37	7.4	11	0
Rosario	2	10	5.0	6	0
Marshall	1	-8	-8.0	0	0
BEARS	70	1614	23.1	80	0
OPPONENTS	47	883	18.8	105t	1

PUNT RET.	Ret	FC	Yds	Avg	Lg	TD
Hester	18	11	256	14.2	81t	1
Weems	0	1	0	0.0	0	0
BEARS	18	12	256	14.2	81t	1
OPPONENTS	15	25	111	7.4	57	0

FGs	1-19	20-29	30-39	40-49	50+
Gould	0/0	11/11	6/7	6/7	3/4
BEARS	0/0	11/11	6/7	6/7	3/4
OPPONENTS	1/1	9/9	10/10	7/8	1/2
Gould: (58G)(20G)(47G,32G)(34G,28G,25G)(27G)(40G,52G)(47G,34N,49G)(24G,27G)(25G,32G)(20G,46G,38G)(30G,40G,66N,47N)(27G,34G,23G)(23G)(50G)(0)(28G,28G,22G)(27G,36G,44G)(23G,31G,41G,43G)(47G,19G,36G,48G)(0)(38G)(30G,23G)(45N)(52G,21G)(29G,40G)(32G,30G,57N,34G)(0)(35G)(49G)(33G,27G)					

DEFENSE	(Top 10)	T	S	A	FF	FR	PD	SA	Int
Anderson	129.5	76	42	0	1	3	4	0	0
Wright	117	97	20	2	0	1	0	0	2
Conte	95	70	24	1	0	7	0	0	3
Briggs	87	51	23	2	0	5	3	0	3
Bostic	75.5	46	24	0	1	0	1	0	1
Jennings	66	54	12	3	1	12	0	0	4
Frey	62	38	24	0	0	2	0	0	0
Tillman	52.5	30	20	3	0	4	0	0	3
Bowman	49	39	8	0	0	10	0	0	3
Peppers	48.5	26	11	2	1	4	7.5	2	
Sacks: Peppers 7.0, Anderson 4.0, McClellin 4.0, Wootton 3.0, Briggs 3.0, Bostic 2.0, Williams 2.0, Paea 1.5, Ratliff 1.5, Bass 1.0, Ozuogwu 1.0, Collins 1.0. TEAM: 31.0, OPPONENTS: 30.0									

USUAL STARTERS

Offense	Defense
WR..... Brandon Marshall	RE..... Julius Peppers
LT..... Jermon Bushrod	NT..... Stephen Paea
LG..... Matt Slauson	DT..... Corey Wootton
C..... Roberto Garza	LE..... Shea McClellin
RG..... Kyle Long	WLB..... Lance Briggs
RT..... Jordan Mills	MLB..... Jonathan Bostic
TE..... Martellus Bennett	SLB..... James Anderson
WR..... Alshon Jeffery	RCB..... Charles Tillman
QB..... Jay Cutler	LCB..... Tim Jennings
RB..... Matt Forte	SS..... Major Wright
FB..... Tony Flammatt	FS..... Chris Conte

RANKINGS

Team Stats	Bears	Avg	Rank
Total Yards	6109	381.8	8
Rushing Yards	1828	114.3	16
Passing Yards	4281	267.6	5
Points Scored	445	27.8	2

	Opp	Avg	Rank
Total Yards	6313	394.6	30
Rushing Yards	2583	161.4	32
Passing Yards	3730	233.1	15
Points Scored	478	29.9	30t



2014 CHICAGO BEARS STATISTICS

Record: 5-11, .313

4th Place, NFC North

Head Coach: Marc Tremman

09/07 L	20-23	at	BUFFALO	62,425
09/14 W	28-20		at San Francisco	70,799
09/22 W	27-19		at New York Jets	78,160
09/28 L	17-38		GREEN BAY	61,736
10/05 L	24-31		at Carolina	73,659
10/12 W	27-13		at Atlanta	70,712
10/19 L	14-27		MIAMI	62,413
10/26 L	23-51		at New England	68,756
11/09 L	14-55		at Green Bay	78,292
11/16 W	21-13		MINNESOTA	61,792
11/23 W	21-13		TAMPA BAY	61,109
11/27 L	17-34		at Detroit	64,175
12/04 L	28-41		DALLAS	61,558
12/15 L	15-31		NEW ORLEANS	60,996
12/21 L	14-20		DETROIT	61,420
12/28 L	9-13		at MINNESOTA	52,364

	Bears	Opp
TOTAL FIRST DOWNS	322	325
Rushing	91	78
Passing	194	227
Penalty	37	20
3rd Down: Made/Att	78/207	85/201
3rd Down Pct.	37.7%	42.3%
4th Down: Made/Att	13/28	12/19
4th Down Pct.	46.4%	63.2%
POSSESSION AVG.	30:03	29:57
TOTAL NET YARDS	5233	6033
Avg. Per Game	327.1	377.1
Total Plays	1005	1008
Avg. Per Play	5.2	6.0
NET YARDS RUSHING	1441	1803
Avg. Per Game	90.1	112.7
Total Rushes	355	421
NET YARDS PASSING	3792	4230
Avg. Per Game	237.0	264.4
Sacked/Yards Lost	41/243	39/228
Gross Yards	4035	4458
Att./Comp.	609/396	548/366
Completion Pct.	65.0%	66.8%
Had Intercepted	19	14
PUNTS/AVERAGE	72/43.2	49/43.0
NET PUNTING AVG.	72/37.7	49/38.8
PENALTIES/YARDS	113/997	106/978
FUMBLES/BALL LOST	19/10	25/10
TOUCHDOWNS	40	49
Rushing	8	12
Passing	30	34
Returns	2	3

PASSING	Att	Cmp	Yds	Cmp%	Yd/Att	TD	TD%	Int	Int%	Lg	Sack/Lost	Rating
Cutler	561	370	3812	66.0%	6.80	28	5.0%	18	3.2%	74	38/223	88.6
Clausen	48	26	223	54.2%	4.65	2	4.2%	1	2.1%	22	3/20	71.8
BEARS	609	396	4035	65.0%	6.63	30	4.9%	19	3.1%	74	41/243	87.3
OPPONENTS	548	366	4458	66.8%	8.14	34	6.2%	14	2.6%	73t	39/228	101.7

Score by Period	1	2	3	4	OT	Tot
BEARS	56	78	82	103	0	319
OPPONENTS	88	173	94	84	3	442

SCORING	TDs:Ru-Pa-RK-PAT	FG	S	Pts
Forté	10 6 4 0			2 64
Jeffery	10 0 10 0			0 60
Gould	0 0 0 0	28/29	9/12	0 55
Marshall	8 0 8 0			0 48
Bennett	6 0 6 0			2 40
Feely	0 0 0 0	5/6	3/4	0 14
Cutler	2 2 0 0			0 12
Morgan	1 0 1 0			0 6
Mundy	1 0 0 1			0 6
Williams	1 0 0 1			0 6
Wilson	1 0 1 0			0 6
Rosario	0 0 0 0			1 2

BEARS 40 8 30 2 33/35 12/16 5 319

OPPONENTS 49 12 34 3 49/49 33/39 0 442

2-Pt. Conversions: Bennett 2, Forté 2, Rosario, TEAM: 5-5, OPPONENTS: 0-0.

RUSHING	No	Yds	Avg	Lg	TD
Forté	266	1038	3.9	32	6
Cutler	39	191	4.9	25	2
Carey	36	158	4.4	15	0
Jeffery	6	33	5.5	12	0
Morgan	2	30	15.0	21	0
Clausen	3	9	3.0	4	0
McCray	1	2	2.0	2	0
Williams	1	-8	-8.0	-8	0
O'Donnell	1	-12	-12.0	-12	0
BEARS	355	1441	4.1	32	8
OPPONENTS	421	1803	4.3	48	12

RECEIVING	No	Yds	Avg	Lg	TD
Forté	102	808	7.9	56	4
Bennett	90	916	10.2	37	6
Jeffery	85	1133	13.3	74	10
Marshall	61	721	11.8	47	8
Wilson	17	140	8.2	17	1
Rosario	16	116	7.3	22	0
Morgan	10	70	7.0	13	1
Holmes	8	67	8.4	15	0
Carey	5	57	11.4	18	0
Spurlock	1	8	8.0	8	0
Perry	1	-1	-1.0	-1	0
BEARS	396	4035	10.2	74	30
OPPONENTS	366	4458	12.2	73t	34

PUNTING	No	Yds	Avg	Net	TB	In	Lg	B
O'Donnell	71	3107	43.8	37.7	3	20	61	1
BEARS	72	3107	43.2	37.7	3	20	61	1
OPPONENTS	49	2109	43.0	38.8	5	16	62	0

INTS	No	Yds	Avg	Lg	TD
Fuller	4	81	20.3	31	0
Mundy	4	52	13.0	45t	1
Conte	3	6	2.0	5	0
Briggs	1	2	2.0	2	0
Hurst	1	0	0.0	0	0
Vereen	1	0	0.0	0	0
BEARS	14	141	10.1	45t	1
OPPONENTS	19	433	22.8	82t	1

KO RETURNS	No	Yds	Avg	Lg	TD
Williams	24	579	24.1	101t	1
Mariani	20	510	25.5	67	0
Ross	5	106	21.2	24	0
Perry	4	88	22.0	21	0
Rosario	2	7	3.5	10	0
BEARS	55	1290	23.5	101t	1
OPPONENTS	35	614	17.5	31	0

PUNT RET.	Ret	FC	Yds	Avg	Lg	TD
Holmes	9	5	50	5.6	22	0
Mariani	7	5	29	4.1	16	0
Williams	4	2	30	7.5	13	0
McManis	1	0	0	0.0	0	0
Spurlock	0	1	0	-	0	0
BEARS	21	13	109	5.2	22	0
OPPONENTS	33	19	335	10.2	79t	1

FGs	1-19	20-29	30-39	40-49	50+
Gould	0/0	4/4	2/3	3/4	0/1
Feely	0/0	1/1	1/1	1/2	0/0
BEARS	0/0	5/5	3/4	4/6	0/1
OPPONENTS	1/1	11/11	9/13	6/6	6/8
Gould:(41G,37G) () (24G,45G) (23G) (35N,44G)					
(25G,28G) () () (47N) (54N) (35G) () () ()					
Feely:() () () () () () () () () () () () () () ()					
(48G,25G,43N,35G)					
OPPONENTS: (50G,33G,27G) (27G,24G)					
(43G,28G,22G,42G)(53G,388) (44G) (52G,54G)					
(50N,33G,37B,19G) (23G,27G,39G) (20G,52G)					
(50G,38N,26G) (32G,39G)(46G,44G) (35G,27G)					
(51N,25G) (39G,37B,30G) (37G,44G)					

DEFENSE	Top 10	S	A	FF	FR	PD	Sa	Int
Bostic	127	62	65	0	0	3	0.0	0
Mundy	108	85	23	0	1	4	1.0	0
Jones	98	54	44	0	1	0	2.0	0
McClellin	84	32	52	0	0	1	1.0	0
Fuller	73	54	19	3	0	9	0.0	4
Williams	73	35	38	0	0	1	0.0	0
Jennings	66	45	21	1	1	8	0.0	0
Briggs	65	27	38	1	0	2	0.0	1
Allen	64	47	17	2	2	4	5.5	0
Young	55	36	19	1	0	3	10.0	0

Sacks: Young 10.0, Ratliff 6.5, Paea 6.0, Allen 5.5, Bass 3.0, Ferguson 2.0, Jones 2.0, Houston 1.0, McClellin 1.0, Mundy 1.0, Washington 1.0. **TEAM: 39.0, OPPONENTS: 41.0**

USUAL STARTERS

Offense	Defense
WR..... Brandon Marshall	DE..... Lamarr Houston
LT..... Jermon Bushrod	DT..... Jeremiah Ratliff
LG..... Matt Slauson	DT..... Stephen Paea
C..... Roberto Garza	DE..... Jared Allen
RG..... Kyle Long	LB..... Lance Briggs
RT..... Jordan Mills	LB..... D.J. Williams
TE..... Martellus Bennett	LB..... Shea McClellin
WR..... Alishon Jeffery	CB..... Kyle Fuller
QB..... Jay Cutler	CB..... Tim Jennings
RB..... Matt Forté	S..... Ryan Mundy
FB..... Dante Rosario	S..... Chris Conte

RANKINGS

Team Stats	Bears	Avg	Rank
Total Yards	5233	327.1	21
Rushing Yards	1441	90.1	27
Passing Yards	3792	237.0	15
Points Scored	319	19.9	23
	Opp	Avg	Rank
Total Yards	6033	377.1	30
Rushing Yards	1803	112.7	17
Passing Yards	4230	264.4	30
Points Scored	442	27.6	31



CHICAGO BEARS ALL-TIME RESULTS

2015 CHICAGO BEARS STATISTICS

Record: 6-10, .375

4th Place, NFC North

Head Coach: John Fox

09/13	L	23-31	GREEN BAY	62,442
09/20	L	23-48	ARIZONA	62,351
09/27	L	0-26	at Seattle	69,002
10/04	W	22-20	OAKLAND	62,409
10/11	W	18-17	at Kansas City	75,799
10/18	L	34-37	ot at Detroit	57,648
11/01	L	20-23	MINNESOTA	62,311
11/09	W	22-19	at San Diego	68,033
11/15	W	37-13	at St. Louis	58,653
11/22	L	15-17	DENVER	62,483
11/26	W	17-13	at Green Bay	78,488
12/06	L	20-26	ot at SAN FRANCISCO	62,088
12/13	L	21-24	WASHINGTON	61,026
12/20	L	17-38	at Minnesota	52,421
12/27	W	26-21	at Tampa Bay	63,734
01/03	L	20-24	DETROIT	61,177

	Bears	Opp
TOTAL FIRST DOWNS	312	307
Rushing	108	103
Passing	177	182
Penalty	27	22
3rd Down: Made/Att	93/219	89/201
3rd Down Pct.	42.5%	44.3%
4th Down: Made/Att	6/10	5/12
4th Down Pct.	60.0%	41.7%
POSSESSION AVG.	31:01	28:59
TOTAL NET YARDS	5514	5527
Avg. Per Game	344.6	345.4
Total Plays	1025	980
Avg. Per Play	5.4	5.6
NET YARDS RUSHING	1854	1934
Avg. Per Game	115.9	120.9
Total Rushes	468	433
NET YARDS PASSING	3660	3593
Avg. Per Game	228.8	224.6
Sacked/Yards Lost	34/183	25/237
Gross Yards	3843	3830
Attempts/Completions	523/334	512/322
Completion Pct.	63.9%	62.9%
Had Intercepted	12	8
PUNTS/AVERAGE	74/43.7	74/44.2
NET PUNTING AVG.	74/39.6	74/39.3
PENALTIES/YARDS	99/909	98/895
FUMBLES/BALL LOST	20/9	18/9
TOUCHDOWNS	34	47
Rushing	13	9
Passing	21	31
Returns	0	7

PASSING	Att	Cmp	Yds	Cmp%	Yd/Att	TD	TD%	Int	Int%	Lg	Sack/Lost	Rating
Cutler	483	311	3659	64.4%	7.57	21	4.3%	11	2.3%	87t	29/150	92.3
Clausen	40	23	184	57.5%	4.60	0	0.0%	1	2.5%	22	4/30	58.8
Mariani	0	0	0	0.0%	0.0	0	0.0%	0	0.0%	0	1/3	0.0
BEARS	523	334	3843	63.9%	7.35	21	4.0%	12	2.3%	87t	34/183	89.7
Opponents	512	322	3830	62.9%	7.48	31	6.1%	8	1.6%	71t	35/237	99.3

Score by Period	1	2	3	4	OT	Tot
BEARS	41	125	45	124	0	335
OPPONENTS	110	108	72	100	9	397

SCORING	TDs	Ru	Pa	RK	PAT	FG	S	Pts
Gould	0	0	0	0	28/29	33/39	0	127
Forté	7	4	3	0			1	44
Langford	7	6	1	0			1	44
Miller	5	0	5	0			0	30
Jeffery	4	0	4	0			0	24
Bennett	3	0	3	0			0	18
Carey	3	2	1	0			0	18
Bellamy	2	0	2	0			0	12
Wilson	1	0	1	0			0	6
Cutler	1	1	0	0			0	6
Royal	1	0	1	0			0	6

BEARS	34	13	21	0	28/29	33/39	2	335
OPPONENTS	47	9	31	7	43/46	24/48	0	397

2-Pt. Conversions: TEAM: 2/5, OPPONENTS: 0/0

RUSHING	No	Yds	Avg	Lg	TD
Forté	218	898	4.1	27	4
Langford	148	537	3.6	23	6
Cutler	38	201	5.3	26	1
Carey	43	159	3.7	11	2
Rodgers	14	41	2.9	5	0
Smith	1	11	11.0	11	0
Clausen	5	8	1.6	11	0
Royal	1	-1	-1.0	-1	0
BEARS	468	1854	4.0	27	13
OPPONENTS	433	1934	4.5	44t	9

RECEIVING	No	Yds	Avg	Lg	TD
Jeffery	54	807	14.9	50	4
Bennett	53	439	8.3	24t	3
Forté	44	389	8.8	38	3
Royal	37	238	6.4	30	1
Miller	34	439	12.9	87t	5
Wilson	28	464	16.6	50	1
Mariani	22	300	13.6	26	0
Langford	22	279	12.7	83t	1
Bellamy	19	224	11.8	48t	2
Meredith	11	120	10.9	22	0
Housler	3	27	9.0	12	0
Carey	3	19	6.3	11	1
Thompson	2	81	40.5	45	0
Rodgers	1	10	10.0	10	0
Lee	1	7	7.0	7	0
BEARS	334	3843	11.5	87t	21
OPPONENTS	322	3830	11.9	71t	31

PUNTING	No	Yds	Avg	Net	TB	In	Lg	B
O'Donnell	70	3097	44.2	39.7	4	28	72	1
Lanning	3	136	45.3	35.7	0	1	51	0
BEARS	74	3233	43.7	39.6	4	29	72	1
Opponents	74	3272	44.2	39.3	6	26	64	0

INTS	No	Yds	Avg	Lg	TD
Fuller	2	24	12.0	15	0
Young	1	39	39.0	39	0
Jones-Quartey	1	23	23.0	23	0
McPhee	1	13	13.0	13	0
Allen	1	2	2.0	2	0
Porter	1	2	2.0	2	0
Anderson	1	0	0.0	0	0
BEARS	8	103	12.9	39	0
OPPONENTS	12	241	20.1	68t	3

KO RETURNS	No	Yds	Avg	Lg	TD
Mariani	16	418	26.1	47	0
Thompson	14	409	29.2	74	0
Carey	2	38	19.0	22	0
Rodgers	1	15	15.0	15	0
Bellamy	0	12	0.0	12	0
BEARS	33	892	27.0	74	0
OPPONENTS	39	983	25.2	108t	2

PUNT RET.	Ret	FC	Yds	Avg	Lg	TD
Mariani	29	22	192	6.6	20	0
Callahan	1	0	34	34.0	34	0
Royal	1	0	16	16.0	16	0
BEARS	31	22	242	7.8	34	0
OPPONENTS	30	22	226	7.5	65t	1

FGs	1-19	20-29	30-39	40-49	50+
Gould	1/1	8/8	10/12	7/9	7/9
BEARS	1/1	8/8	10/12	7/9	7/9
OPPONENTS	0/0	7/8	8/8	6/6	3/6

Gould: (28G,50G,44G) (40G,23G,51G) (19G,54G,49G) (44G,30G) (27G,23G,38G,29G) (55G,33G,51N) (47N,34N) (35G,37G,36G) (46G,37G,37G) (21G) (40G,51G,40N,36N) (50N) (51G) (26G,27G,50G,39G) (49G,34G)

OPPONENTS: (37G) (1) (31G,21G,45G,48G) (29G,41G) (35G,27B,66SH) (39G,32G,27G) (43G,48G,36G) (31G,22G) (26G,38G) (24G) (22G,50G) (1) (47G) (53G) (52N) (54N,59G)

DEFENSE	(Top 10)	T	S	A	FF	FR	PD	SA	Int
Amos	108	78	30	0	0	4	1.0	0	0
Jones	98	70	28	0	1	4	0.0	0	0
McClellin	96	65	31	1	1	2	0.0	0	0
McPhee	64	43	21	1	0	3	6.0	1	0
Acho	60	31	29	1	1	1	0.0	0	0
Fuller	56	45	11	0	0	15	0.0	2	0
Houston	51	34	17	0	1	0	8.0	0	0
Young	47	31	16	0	0	3	6.5	1	0
Rolle	45	32	13	0	0	1	0.0	0	0
Anderson	40	31	9	0	0	5	0.0	1	0

Sacks: Houston 8.0, Young 6.5, McPhee 6.0, Goldman 4.5, Jenkins 4.0, Gaston 1.0, Amos 1.0, Unrein 1.0, Scruggs 1.0, Proinski 1.0, Callahan 1.0.

TEAM: 35.0, OPPONENTS: 34.0

USUAL STARTERS

Offense	Defense
WR..... Eddie Royal	DE..... Mitch Unrein
LT..... Charles Leno	NT..... Eddie Goldman
LG..... Matt Slauson	DE..... Jarvis Jenkins
C..... Hroniss Grasu	OLB..... Sam Acho
RG..... Vladimir Ducasse	ILB..... Shea McClellin
TE..... Kyle Long	ILB..... Christian Jones
RT..... Martellus Bennett	OLB..... Pernell McPhee
WR..... Alshon Jeffery	CB..... Tracy Porter
QB..... Jay Cutler	CB..... Kyle Fuller
RB..... Matt Forte	S..... Adrian Amos
FB/TE..... Zach Miller	S..... Antrel Rolle

RANKINGS

Team Stats	Bears	Avg	Rank
Total Yards.....	5514.....	344.6.....	21
Rushing Yards.....	1854.....	115.9.....	11
Passing Yards.....	3660.....	228.6.....	23
Points Scored.....	335.....	20.9.....	23

	Opp	Avg	Rank
Total Yards.....	5527.....	345.4.....	14
Rushing Yards.....	1934.....	120.9.....	22t
Passing Yards.....	3593.....	224.6.....	4
Points Scored.....	397.....	24.8.....	20



2016 CHICAGO BEARS STATISTICS

Record: 3-13, .188

4th Place, NFC North

Head Coach: John Fox

09/11	L	14-23	at Houston	71,933
09/19	L	14-29	PHILADELPHIA	62,268
09/25	L	17-31	at Dallas	90,554
10/02	W	17-14	DETROIT	60,841
10/9	L	23-29	at Indianapolis	66,622
10/16	L	16-17	JACKSONVILLE	61,054
10/20	L	10-26	at Green Bay	78,217
10/31	W	20-10	MINNESOTA	60,422
11/13	L	10-36	at Tampa Bay	62,898
11/20	L	16-22	at New York Giants	78,898
11/27	L	21-27	TENNESSEE	59,494
12/04	W	26-6	SAN FRANCISCO	59,782
12/11	L	17-20	at Detroit	61,726
12/18	L	27-30	GREEN BAY	61,137
12/24	L	21-41	WASHINGTON	57,953
01/01	L	10-38	at Minnesota	66,808

	Bears	Opp
TOTAL FIRST DOWNS	324	322
Rushing	93	99
Passing	212	188
Penalty	19	35
3rd Down: Made/Att	70/185	85/210
3rd Down Pct.	37.8%	40.5%
4th Down: Made/Att	4/14	10/14
4th Down Pct.	28.6%	71.4%
POSSESSION AVG.	28:07	31:53
TOTAL NET YARDS	5704	5548
Avg. Per Game	356.5	346.8
Total Plays	967	1012
Avg. Per Play	5.9	5.5
NET YARDS RUSHING	1735	1950
Avg. Per Game	108.4	121.9
Total Rushes	380	445
NET YARDS PASSING	3969	3598
Avg. Per Game	248.1	224.9
Sacked/Yards Lost	28/170	37/230
Gross Yards	4139	3828
Attempts/Completions	559/347	530/342
Completion Pct.	62.1%	64.5%
Had Intercepted	19	8
PUNTS/AVERAGE	68/44.0	67/45.5
NET PUNTING AVG.	38.4	41.4
PENALTIES/YARDS	110/967	103/959
FUMBLES/BALL LOSS	26/12	13/3
TOUCHDOWNS	32	43
Rushing	10	18
Passing	19	22
Returns	3	3

PASSING	Att	Cmp	Yds	Cmp%	Yd/Att	Td	TD%	Int	Int%	Lg	Sack/Lost	Rating
Barkley	216	129	1611	59.7%	7.5	8	3.7%	14	6.0%	37	6/43	68.3
Hoyer	200	134	1445	67.0%	7.2	6	3.0%	0	0.0%	64	4/18	98.0
Cutler	137	81	1059	59.1%	7.7	4	2.9%	5	3.6%	54	17/104	78.1
Fales	5	2	22	40.0%	4.4	0	0.0%	0	0.0%	12	1/5	53.8
Meredith	1	1	2	100.0%	2.0	0	100.0%	0	0.0%	21	0/0	118.8
BEARS	559	347	4139	62.1%	7.4	19	3.4%	19	3.4%	64	28/170	81.8
Opponents	530	342	3828	64.5%	7.2	22	4.2%	8	1.5%	60	37/230	93.5

Score by Period	1	2	3	4	OT	Tot
BEARS	42	105	52	80	0	279
OPPONENTS	67	125	84	123	0	399

SCORING	TDs:Ru-Pa-RK-PAT	FG	S	Pts
Barth	0 0 0 0	31/32	18/23	0 85
Howard	7 6 1 0	0	0	0 42
Miller	4 0 4 0	0	0	0 24
Langford	4 4 0 0	0	0	0 24
Meredith	4 0 4 0	0	0	0 24
Royal	3 0 2 1	0	0	0 18
Jeffery	2 0 2 0	0	0	0 12
Thompson	2 0 2 0	0	0	0 12
Floyd	1 0 0 1	0	1	8
Wilson	1 0 1 0	0	0	6
Barkley	1 0 1 0	0	0	6
Bellamy	1 0 1 0	0	0	6
Brown	1 0 1 0	0	0	6
LeBlanc	1 0 1 1	0	0	6

BEARS	32	10	19	3	31/32	18/23	1	279
OPPONENTS	43	18	22	3	38/42	33/35	1	399

2-Pt. Conversions: TEAM: 0/0, OPPONENTS: 1/1

RUSHING	No	Yds	Avg	Lg	TD
Howard	252	1,313	5.2	69	6
Langford	62	200	3.2	23	4
Carey	32	126	3.9	24	0
Bellamy	4	37	9.3	22	0
Cutler	5	24	4.8	12	0
White	1	9	9.0	9	0
Lasike	3	8	2.7	5	0
Bell	3	6	2.0	6	0
Meredith	1	6	6.0	6	0
Addison	1	4	4.0	4	0
Barkley	7	2	0.3	5	0
Proinski	1	2	2.0	2	0
Fales	1	0.0	0.0	0	0
Hoyer	7	-2	-0.3	3	0
BEARS	380	1735	4.6	69	10
OPPONENTS	445	1950	4.4	61	18

RECEIVING	No	Yds	Avg	Lg	TD
Meredith	66	888	13.5	50	4
Jeffery	52	821	15.8	54	2
Miller	47	486	10.3	34	4
Royal	33	369	11.2	64	2
Howard	29	298	10.3	34	1
Thompson	22	249	11.3	24	2
Bellamy	19	282	14.8	31	1
White	19	187	9.8	32	0
Langford	19	142	7.5	19	0
Brown	16	124	7.8	12	1
Wilson	9	160	17.8	35	1
Carey	5	55	11.0	16	0
Braunecker	4	41	10.3	14	0
Paulsen	3	15	5.0	7	0
Addison	1	11	11.0	11	0
Pruitt	1	6	6.0	6	0
Lasike	1	3	3.0	3	0
Barkley	1	2	2.0	2	1
BEARS	347	4139	11.9	64	19
OPPONENTS	342	3828	11.2	60	22

PUNTING	No	Yds	Avg	Net	TB	In	Lg	B
O'Donnell	68	2994	44.0	38.4	5	24	67	0
BEARS	68	2994	44.0	38.4	5	24	67	0
Opponents	67	3049	45.5	41.4	3	24	74	0

INTS	No	Yds	Avg	Lg	TD
Porter	2	28	14.0	25	0
LeBlanc	2	24	12.0	24	1
Glenn	1	21	21.0	21	0
Jones-Quartey	1	0	0.0	0	0
Hurst	1	0	0.0	0	0
Hall	1	0	0.0	0	0
BEARS	8	73	9.1	25	1
Opponents	19	258	13.6	79	1

KO RETURNS	No	Yds	Avg	Lg	TD
Thompson	35	804	23.0	64	0
Carey	2	38	19.0	22	0
Callahan	2	17	8.5	17	0
Addison	1	18	18.0	18	0
Bellamy	1	15	15.0	15	0
Lasike	1	5	5.0	5	0
BEARS	42	897	21.4	64	0
Opponents	36	777	21.6	46	0

PUNT RET.	Ret	FC	Yds	Avg	Lg	TD
Royal	19	15	166	8.7	65	1
LeBlanc	5	3	43	8.6	13	0
Addison	2	1	3	1.5	3	0
Callahan	1	8	3	3.0	3	0
BEARS	27	27	215	8.0	65	1
Opponents	22	31	282	12.8	85	1

FGs	1-19	20-29	30-39	40-49	50+
Barth	0/0	7/8	7/8	3/4	1/3
BEARS	1/1	7/8	7/8	3/4	1/3
OPPONENTS	2/2	12/12	9/10	5/6	5/5
Gould: 0 (31N) (34G) (50N,25G) (35G,49G, 24G, 49N) (36G,24G,32G) (39G) (30G,28G) (54G) (40G,51N) (1) (45G) (38G) (22G, 26G) (22B) (29G)					
OPPONENTS: (28G, 28G, 38G) (25G, 29G, 53G) (49G,47N) (50G,21G) (54G,53G,26G,41G,46G) (30G) (32G,40G,31B) (30G) (30G,27G) (46G) (19G,31C) (31G,28G) (29G,54G) (34G,18G,32G) (29G,20G) (21G)					

DEFENSE	(Top 10)	T	S	A	FF	FR	PD	Sa	Int
Freeman	127	96	31	0	0	0	5	0.0	0
Jones-Quartey	62	67	15	0	0	0	4	0.0	1
Trevathan	73	49	24	0	0	3	1.0	0	0
Hicks	71	50	21	2	1	3	7.0	0	0
Amos	60	50	10	2	1	4	0.0	0	0
Young	59	36	23	1	0	2	7.5	0	0
Kwiatkowski	52	39	13	1	0	1	1.0	0	0
Floyd	51	33	18	1	1	1	7.0	0	0
Porter	48	43	15	1	0	13	0.0	2	0
LeBlanc	46	36	10	0	0	13	0.0	2	0
Sacks: Young 7.5, Floyd 7.0, Hicks 7.0, McPhee 4.0, Goldman 2.5, Washington 2.0, Bullard 1.0, Unrein 1.0, Acho 1.0, Trevathan 1.0, Kwiatkowski 1.0, Wilson 1.0, Hurst 1.0. TEAM: 37.0, OPPONENTS: 28.0									

USUAL STARTERS

Offense	Defense
WR.....Alshon Jeffery	DE.....Akiem Hicks
LT.....Charles Leno, Jr.	NT.....Eddie Goldman
LG.....Josh Sitton	DE.....Mitch Unrein
C.....Cody Whitehair	OLB.....Villie Young
RG.....Kyle Long	ILB.....Jerrell Freeman
RT.....Bobby Massie	ILB.....Danny Trevathan
TE.....Zach Miller	OLB.....Leonard Floyd
QB.....Cameron Meredith	CB.....Tracy Porter
WR.....Jay Cutler	CB.....Cre Von LeBlanc
RB.....Jordan Howard	S.....Adrian Amos
FB/TE.....Paul Lasike	S.....Harold Jones-Quartey

RANKINGS

Team Stats	Bears	Avg	Rank
Total Yards	5704	356.5	15
Rushing Yards	1735	108.4	17
Passing Yards	3969	248.1	14
Points Scored	279	17.4	28

	Opp	Avg	Rank
Total Yards	5548	346.8	15
Rushing Yards	1950	121.9	27
Passing Yards	3598	224.9	7
Points Scored	399	24.9	24



CHICAGO BEARS ALL-TIME RESULTS

2017 CHICAGO BEARS STATISTICS

Record: 5-11, .313

4th Place, NFC North

Head Coach: John Fox

09/10 L 17-23	ATLANTA	61,857
09/17 L 7-29	at Tampa Bay	56,640
09/24 W 23-17	ot PITTSBURGH	62,172
09/28 L 14-35	at Green Bay	78,362
10/09 L 17-20	MINNESOTA	61,834
10/15 W 27-24	ot at Baltimore	70,616
10/22 W 17-3	CAROLINA	61,256
10/29 L 12-20	at New Orleans	73,192
11/12 L 16-23	GREEN BAY	61,285
11/19 L 24-27	DETROIT	60,635
11/26 L 3-31	at Philadelphia	69,596
12/03 L 14-15	SAN FRANCISCO	61,302
12/10 W 33-7	at Cincinnati	52,002
12/16 L 10-20	at Detroit	65,872
12/24 W 20-3	CLEVELAND	58,796
12/31 L 10-23	at Minnesota	66,802

	Bears	Opp.
TOTAL FIRST DOWNS	267	298
Rushing	93	85
Passing	144	180
Penalty	30	33
3rd Down: Made/Att	71/205	86/219
3rd Down Pct.	34.6%	39.3%
4th Down: Made/Att	7/18	6/11
4th Down Pct.	38.9%	54.5%
POSSESSION AVG.	28:41	31:19
TOTAL NET YARDS	4599	5106
Avg. Per Game	287.4	319.1
Total Plays	934	1003
Avg. Per Play	4.9	5.1
NET YARDS RUSHING	1788	1730
Avg. Per Game	111.8	108.1
Total Rushes	422	432
NET YARDS PASSING	2811	3376
Avg. Per Game	175.7	211.0
Sacked/Yards Lost	39/274	42/277
Gross Yards	3085	3653
Att./Comp.	473/291	529/343
Completion Pct.	61.5%	64.8%
Had Intercepted	12	8
PUNTS/AVERAGE	87/47.0	74/47.2
NET PUNTING AVG.	39.7	41.3
PENALTIES/YARDS	115/943	118/910
FUMBLES/BALL LOST	24/10	19/14
TOUCHDOWNS	31	33
Rushing	13	10
Passing	13	18
Returns	5	5

Score by Period	1	2	3	4	OT	Tot
BEARS	48	83	41	83	9	264
OPPONENTS	64	126	58	72	0	320

Scoring	TD	Ru	Pa	Rt	PAT	FG	2Pt	Pts
Howard	9	9	0	0	0/0	0/0	0	54
Barth	0	0	0	0	17/17	11/16	0	50
Cohen	4	2	1	1	0/0	0/0	0	24
Nugent	0	0	0	0	7/9	4/4	0	19
Shaheen	3	0	3	0	0/0	0/0	0	18
Trubisky	2	2	0	0	0/0	0/0	1	14
Jackson	2	0	2	0	0/0	0/0	0	12
Miller	2	0	2	0	0/0	0/0	0	12
Cunningham	2	0	2	0	0/0	0/0	0	12
Sims	1	0	1	0	0/0	0/0	0	6
Amos	1	0	0	1	0/0	0/0	0	6
Callahan	1	0	0	1	0/0	0/0	0	6
Inman	1	0	1	0	0/0	0/0	0	6
Bellamy	1	0	1	0	0/0	0/0	0	6
Thompson	1	0	1	0	0/0	0/0	0	6
Wright	1	0	1	0	0/0	0/0	0	6
Santos	0	0	0	0	2/2	1/2	0	5
Floyd	0	0	0	0	0/0	0/0	0	2

BEARS	31	13	5	26	28	16	22	1	264
OPPONENTS	33	10	18	5	31	32	29	32	120

2-Pt. Conversions: Team 1/2, OPPONENTS: 1/1

RUSHING	No	Yds	Avg	Lg	TD
Howard	276	1122	4.1	53	9
Cohen	87	370	4.3	46	2
Trubisky	41	248	6.0	46	2
Cunningham	9	29	3.2	12	0
Burton	4	9	2.3	7	0
Bellamy	1	6	6.0	6	0
Glennon	4	4	1.0	2	0
BEARS	422	1788	4.2	53	13
OPPONENTS	432	1730	4.0	58	10

RECEIVING	No	Yds	Avg	Lg	TD
Wright	59	614	10.4	22	1
Cohen	53	353	6.7	70	1
Bellamy	24	376	15.7	46	1
Inman	23	334	14.5	26	1
Howard	23	125	5.4	12	0
Cunningham	20	240	12.0	40	2
Miller	20	236	11.8	29	2
Sims	15	180	12.0	27	1
Brown	13	129	9.9	17	0
Shaheen	12	127	10.6	31	3
Thompson	11	125	11.4	20	1
McBride	8	144	18.0	45	0
Wheaton	3	51	17.0	22	0
Gentry	3	35	11.7	15	0
Burton	2	8	4.0	8	0
White	2	6	3.0	6	0
Grasu	0	2	0	2	0
BEARS	291	3085	10.6	70	13
OPPONENTS	343	3653	10.7	88	18

PUNTING	No	Yds	Avg	Net	TB	In	Lg	B
O'Donnell	87	4087	47.0	39.7	6	27	69	0
BEARS	87	4087	47.0	39.7	6	27	69	0
OPPONENTS	74	3491	47.2	41.3	5	30	67	0

INTS	No	Yds	Avg	Lg	TD
Jackson	2	82	41.0	76	1
Callahan	2	73	36.5	52	0
Fuller	2	0	0.0	0	0
Amos	1	90	90.0	90	1
Trevathan	1	8	8.0	8	0
BEARS	8	253	31.6	90	2
OPPONENTS	12	180	15.0	59	1

KO RETURNS	No	Yds	Avg	Lg	TD
Cohen	26	583	22.4	46	0
Thompson	11	229	20.8	29	0
Cunningham	7	147	21.0	28	0
Robertson-Harris	1	7	7.0	7	0
Acho	1	3	3.0	3	0
BEARS	46	969	21.1	46	0
Opponents	32	699	21.8	96	1

PUNT RET.	Ret	Fc	Yds	Avg	Lg	TD
Cohen	29	15	272	9.4	61	1
Jackson	2	1	6	3.0	7	0
Callahan	1	0	59	59.0	59	1
BEARS	32	16	337	10.5	61	2
OPPONENTS	49	15	512	10.4	77	1

FGs	1-19	20-29	30-39	40-49	50+
Barth	1/1	4/4	0/0	5/9	1/2
Nugent	0/0	1/1	1/1	1/1	1/1
Santos	0/0	0/0	1/1	0/0	0/1
Team	1/1	5/5	2/2	6/10	2/4
OPPONENTS	0/0	9/9	8/10	8/8	4/5

DEFENSE	(Top 10)	T	S	A	FF	FR	PD	SA	Int
Trevathan	89	60	29	1	5	0	0	0	1
Jones	84	57	27	1	2	0	0	0	1
Jackson	70	53	17	1	6	0	0	0	2
Fuller	68	60	8	0	22	0	0	0	2
Amos	67	60	7	2	3	0	0	0	1
Hicks	54	39	15	0	0	0	0	0	0
Amukamara	48	45	3	0	7	0	0	0	0
Kwiatkoski	45	34	11	1	2	0	0	0	0
Goldman	44	27	17	0	0	0	0	0	0
Acho	40	27	13	1	1	0	0	0	0

Sacks: A.Hicks 8.5, L.Floyd 4.5, L.Houston 4.0, P.McPhee 4.0, S.Acho 3.0, M.Unrein 2.5, N.Kwiatkoski 2.0, D.Trevathan 2.0, W.Young 2.0, C.Jones 2.0, R.Robertson-Harris 2.0, E.Goldman 1.5, B.Callahan 1.0, C.LaBlanc 1.0, H.Jones 1.0, J.Bullard 1.0 **BEARS: 42.0, OPPONENTS: 39.0**

PASSING	Att	Cmp	Yds	Cmp%	Yd/Att	TD	TD%	Int	Int%	Lg	Sack/Lost	Rating
Trubisky	330	196	2193	59.4%	6.6	7	2.1%	7	2.1%	70	31/196	77.5
Glennon	140	93	833	66.4%	6.0	4	2.9%	5	3.6%	29	8/78	76.8
Cohen	2	1	21	50.0%	10.5	1	50.0%	0	0.0%	21	0/0	127.1
O'Donnell	1	1	38	100.0%	38.0	1	100.0%	0	0.0%	38	0/0	158.3
Team	473	291	3085	61.5%	6.5	13	2.7%	12	2.5%	70	39/274	79.1
Opponents	529	343	3653	64.8%	6.9	18	3.4%	8	1.5%	88	42/277	89.9

USUAL STARTERS

Offense	Defense
WR..... Kendall Wright	DE..... Akiem Hicks
LT..... Charles Leno, Jr.	NT..... Eddie Goldman
LG..... Josh Sitton	DE..... Mitch Unrein
C..... Cody Whitehair	OLB..... Leonard Floyd
RG..... Kyle Long	ILB..... Christian Jones
RT..... Bobby Massie	ILB..... Danny Trevathan
TE..... Dion Sims	OLB..... Sam Acho
WR..... Josh Bellamy	CB..... Kyle Fuller
QB..... Mitchell Trubisky	CB..... Prince Amukamara
RB..... Jordan Howard	S..... Eddie Jackson
TE..... Adam Shaheen	S..... Adrian Amos

RANKINGS

Team Stats	Bears	Avg	Rank
Total Yards	4599	287.4	30
Rushing Yards	1788	111.8	16
Passing Yards	2811	175.7	32
Points Scored	264	16.5	29

	Opp	Avg	Rank
Total Yards	5106	319.1	10
Rushing Yards	1730	108.1	11
Passing Yards	3376	211.0	7
Points Scored	320	20.0	9



BEARS vs. ACTIVE TEAMS

	Regular Season		Post-season		Overall
	Road	Home	Road	Home	
Arizona Cardinals	3-1	2-2			58-28-6
Chicago Cardinals	21-12-1	24-7-5			
Card-Pitt	1-0	1-0			
Phoenix Cardinals	1-0	0-0			
St. Louis Cardinals	1-4	4-2			
Atlanta Falcons	6-7	8-6			14-13
Baltimore Ravens	1-2	3-0			4-2
Buffalo Bills	2-4	5-1			7-5
Carolina Panthers	1-3	5-0		0-1	6-4
Cincinnati Bengals	3-2	2-4			5-6
Cleveland Browns	2-7	5-2			7-9
Dallas Cowboys	5-7	6-6	0-1	0-1	11-15
Denver Broncos	3-5	4-3			7-8
Detroit Lions	39-44	53-28-3			97-74-5
Portsmouth Spartans	1-2-1	4-0-1			
Green Bay Packers	42-47-4	51-48-2		1-1	94-96-6
Houston Texans	0-2	0-2			0-4
Indianapolis Colts	3-1	3-1		0-1 [†]	19-24
Baltimore Colts	6-11	7-10			
Jacksonville Jaguars	2-1	2-2			4-3
Kansas City Chiefs	3-3	4-2			7-5
Los Angeles Chargers	NA	NA			7-5
San Diego Chargers	3-4	4-1			
Los Angeles Rams	14-14-1	20-10-2	0-1	1-0	53-36-3
St. Louis Rams	4-4	3-2			
Cleveland Rams	5-3	6-2			
Miami Dolphins	3-4	1-4			4-8
Minnesota Vikings	20-37	31-23-2	1-0		52-60-2
New England Patriots	0-4	3-5		1-0[†]	4-9
New Orleans Saints	5-7	8-8		2-0	15-15
New York Giants	15-9-2	13-11	1-3	4-0	33-23-2
New York Jets	4-1	4-2			8-3
Oakland Raiders	2-3	3-2			7-7
Los Angeles Raiders	1-1	1-1			
Philadelphia Eagles	13-7-1	15-5	0-1	1-1	30-14-1
Steagles	NA	1-0			
Pittsburgh Steelers	2-6-1	11-1			22-7-1
Pittsburgh Pirates	5-0	1-0			
Card-Pitt	1-0	1-0			
Steagles	NA	1-0			
San Francisco 49ers	13-20	18-11-1	0-2	0-1	31-34-1
Seattle Seahawks	2-5	2-6		2-0	6-11
Tampa Bay Buccaneers	+17-14	21-6			38-20
Tennessee Titans	2-0	0-2			6-6
Tennessee Oilers	1-0	0-0			
Houston Oilers	1-2	2-2			
Washington Redskins	7-12	9-9	2-1	1-3	23-26-1
Boston Redskins/Braves	3-1-1	1-0			
ACTIVE TEAMS	234-279-9	312-212-10	4-9	13-9	563-509-19
EXTINCT TEAM AFFILIATES	55-44-3	61-27-6	--	--	116-71-9
EXTINCT NON AFFILIATES	25-11-5	65-6-9	--	--	90-17-14
TOTAL	314-334-17	438-245-25	4-9	13-9	769-597-42*

Note: *Three victories are subtracted from the listed overall victory total. The Eagles and Steelers (Steagles) merged in 1943 (1-0) and the Cardinals and Steelers (Card-Pitt) merged in 1944 (2-0). Games are officially recorded under both teams (though only counted once in the "TOTAL" line).

Note: "Extinct Non-Affiliates" includes games from 1920-1950 played by 37 former teams who are no longer affiliated to an NFL Franchise.

[†] Bears were designated as home team, but game was at neutral site.

⁺ Bears were designated as visiting team, but game was at neutral site.



STADIUM CODES

A	Atlanta Fulton Co. Stadium	G	Olympic Stadium, Berlin, Germany	PH	Municipal Stadium, Philadelphia
AD	Adelphia Coliseum	GB	City Stadium, Green Bay	PI	Forbes Field, Pittsburgh
AK	Akron Rubber Bowl	GO	Georgia Dome, Atlanta	PO	Portsmouth, OH
AN	Anaheim Stadium	GI	Gillette Stadium, Foxboro, MA	PX	University of Phoenix Stadium
B	Memorial Stadium, Baltimore	H	Astrodome, Houston	R	Reliant Stadium, Houston
BA	PSINet Stadium, Baltimore	HF	Heinz Field, Pittsburgh	RC	Rogers Centre, Toronto
BF	Rich Stadium, Buffalo	I	RCA Dome, Indianapolis	RJ	Raymond James Stadium, Tampa
BK	Baker Bowl, Philadelphia	IL	University of Illinois, Champaign	S	Soldier Field, Chicago (since 2003)
BO	Fenway Park, Boston	JX	Jacksonville Municipal Stad, FL	SC	University of South Carolina
BR	Ebbets Field, Brooklyn		ALLTEL Stadium, Jacksonville	SD	Qualcomm Stadium, San Diego
C	Ericsson Stadium, Charlotte, NC	KC	Arrowhead Stadium, Kansas City	SE	Kingdome, Seattle
CB	Cleveland Browns Stadium	KZ	Kezar Stadium, San Francisco	SF	3Com Park, San Francisco
CI	Cinergy Field, Cincinnati	LA	Memorial Coliseum, LA	SH	Shibe Park, Philadelphia
CL	Cleveland Stadium	LE	Levi's Stadium, Santa Clara, CA	SI	Staten Island, NY
CM	Comiskey Park, Chicago	LF	Lincoln Financial Field, PHI	SL	Busch Stadium, St. Louis
CN	Fawcett Stadium, Canton, OH	LM	Lambeau Field, Green Bay	SP	Joe Albi Stadium, Spokane, WA
CO	The Coliseum, Nashville, TN	LO	Lucas Oil Field, Indianapolis	SS	Seahawks Stadium, Seattle
COS	AT&T Stadium, Arlington, TX	M	Metrodome, Minneapolis		Qwest Field
CR	Crosley Field, Cincinnati	ME	MetLife Stadium, E. Rutherford, NJ	SW	Ullevi Stadium, Sweden
CS	Chicago Stadium	MI	Orange Bowl, Miami	TB	Houlihan's Stadium, Tampa
D	Briggs (Tiger) Stadium, Detroit	ML	County Stadium, Milwaukee	TCF	TCF Bank Stadium, Minneapolis
DA	Cotton Bowl, Dallas	MN	Metropolitan Stad, Minneapolis	TL	Tulane Stadium, New Orleans
DB	Croke Park, Dublin, Ireland	MP	Mills Park, Chicago	TM	Sun Devil Stadium, Tempe, AZ
DC	RFK Stadium, Washington, DC	MT	MGT Bank Stadium, Baltimore	TR	Three Rivers Stadium, Pittsburgh
DN	Mile High Stadium, Denver	ND	Notre Dame, IN	TS	Tiger Stadium, Baton Rouge, LA
	Invesco Field at Mile High, Denver	NE	Foxboro Stadium, MA	TX	Texas Stadium, Irving, TX
	Sports Authority Field, Denver	NJ	Meadowlands, East Rutherford, NJ	TW	Trans World Dome, St. Louis, MO
DO	Dolphin Stadium, Miami	NO	Superdome, New Orleans	UD	University of Detroit Stadium
	Joe Robbie Stadium, Miami	NP	Normal Park, Chicago	USB	U.S. Bank Stadium, Minneapolis
	Pro Player Stadium, Miami	NY	Yankee Stadium, New York	V	Veterans Stadium, Philadelphia
	Sun Life Stadium, Miami	O	Network Associates Coliseum, OAK	VA	Vanderbilt Stadium, Nashville, TN
DS	Dyche Stadium, Evanston		McAfee Coliseum	W	Wrigley Field, Chicago
EJ	Edward Jones Dome, St. Louis, MO		O.co Coliseum	WA	Griffith Stadium, Washington, DC
FF	FedEx Field, Washington, DC	P	Pontiac Silverdome, Detroit	WS	Wembley Stadium, London
FO	Ford Field, Detroit, MI	PB	Paul Brown Stadium, Cincinnati		
FR	Franklin Field, Univ. of Penn	PG	Polo Grounds, New York		
FR	First Round Playoffs	CC	Conference Championship	thu	Thursday Night
SR	Second Round Playoffs	NFL	NFL Title Game	thank	Thanksgiving Day
WC	Wild Card Game	SB	Super Bowl	sat	Saturday
WCR	Wild Card Round	+	Overtime	sn	Sunday Night
DP	Divisional Playoff	mnf	Monday Night Football	nfn	NFL Network

* Preseason games only

BEARS vs. EXTINCT FRANCHISES

	Road	Home	Total		Road	Home	Total
Akron Pros/Indians	0-0	3-0-1	3-0-1	Frankford Yellow Jackets	2-3-1	5-1-1	7-4-2
Boston Yanks	2-0	1-0	3-0	Hammond Pros	0-0	3-0	3-0
Brooklyn Dodgers	5-0	5-0-1	10-0-1	Kewanee Walworths	0-0	1-0	1-0
Buffalo All-Americans/Bisons	1-0	3-2	4-2	Louisville Colonels	0-0	1-0	1-0
Canton Bulldogs	0-0	2-2	2-2	Milwaukee Badgers	1-0	2-0-1	3-0-1
Champaign American Legion	1-0	0-0	1-0	Minneapolis Marines	0-0	1-0	1-0
Chicago Tigers	2-0	0-0	2-0	Minneapolis Redjackets	3-0	2-0	5-0
Cincinnati Reds	1-0	1-0	2-0	Moline Indians	0-0	1-0	1-0
Cleveland Bulldogs	0-1	2-0	2-1	New York Yankees	0-1	2-0	2-1
Cleveland Indians	0-0	2-0	2-0	New York Yanks	1-1	2-0	3-1
Columbus Tigers	0-0	2-0	2-0	Oorang Indians	0-0	2-0	2-0
Dallas Texans	0-1	1-0	1-1	Pottsville Maroons	0-0	3-0	3-0
Dayton Triangles	0-0	4-0	4-0	Providence Steam Roller	0-1	0-0-1	0-1-1
Detroit Panthers	1-1-1	1-0-0	2-1-1	Racine Legion	2-0	0-0-2	2-0-2
Detroit Heralds	0-0	1-0	1-0	Rochester Jeffersons	0-0	2-0	2-0
Detroit Wolverines	0-1	0-1	0-2	Rock Island Independents	2-1-2	6-0-2	8-1-4
Duluth Eskimos	0-0	2-0	2-0	Rochester Scalpers	1-0	0-0	1-0
				Staten Island Stapletons	0-0-1	1-0	1-0-1
				Toledo Maroons	0-0	1-0	1-0
				TOTAL	25-11-5	65-6-9	90-17-14



ARIZONA CARDINALS

W-58

L-28

T-6

In 1930-37, the Bears and Cardinals shared Wrigley Field. "H" designates the Bears as the home team; "V" designates the Bears as visitors.

1920 - Cardinals, 7-6 (V,NP)	1936 - Bears, 7-3 (H,W)	Cardinals, 24-14 (H,W)
Staleys, 10-0 (V,NP)	Cardinals, 14-7 (V,W)	1952 - Cardinals, 21-10 (V,CM)
1921 - Tie, 0-0 (H,W)	1937 - Bears, 16-7 (H,W)	Bears, 10-7 (H,W)
1922 - Cardinals, 6-0 (V,CM) thank	Bears, 42-28 (V,W)	1953 - Cardinals, 24-17 (H,W)
Cardinals, 9-0 (V,CM)	1938 - Bears, 16-13 (V,S)	1954 - Bears, 29-7 (V,CM)
1923 - Bears, 3-0 (H,W) thank	Bears, 34-28 (H,W)	1955 - Cardinals, 53-14 (V,CM)
1924 - Bears, 6-0 (H,W)	1939 - Bears, 44-7 (H,W)	1956 - Bears, 10-3 (H,W)
Bears, 21-0 (V,CM) thank	Bears, 48-7 (V,CM)	1957 - Bears, 14-6 (V,CM)
1925 - Cardinals, 9-0 (V,CM)	1940 - Cardinals, 21-7 (V,CM)	1958 - Bears, 30-14 (H,W)
Tie, 0-0 (H,W) thank	Bears, 31-23 (H,W)	1959 - Bears, 31-7 (V,S)
1926 - Bears, 16-0 (H,W)	1941 - Bears, 53-7 (H,W)	1965 - Bears, 34-13 (W)
Bears, 10-0 (V,S)	Bears, 34-24 (V,CM)	1966 - Cardinals, 24-17 (SL)
Tie, 0-0 (H,W) thank	1942 - Bears, 41-14 (H,W)	1967 - Bears, 30-3 (W)
1927 - Bears, 9-0 (V,NP)	Bears, 21-7 (V,CM)	1969 - Cardinals, 20-17 (SL)
Cardinals, 3-0 (H,W) thank	1943 - Bears, 20-0 (H,W)	1972 - Bears, 27-10 (SL)
1928 - Bears, 15-0 (V,NP)	Bears, 35-24 (V,CM)	1975 - Cardinals, 34-20 (S)
Bears, 34-0 (H,W) thank	1944 - Bears, 34-7 (H,W)	1977 - Cardinals, 16-13 (SL)
1929 - Tie, 0-0 (H,W)	Bears, 49-7 (V,PI)	1978 - Bears, 17-10 (S)
Cardinals, 40-6 (V,CM) thank	1945 - Cardinals, 16-7 (H,W)	1979 - Bears, 42-6 (S)
1930 - Bears, 32-6 (V,CM)	Bears, 28-20 (V,CM)	1982 - Cardinals, 10-7 (S)
Bears, 6-0 (H,W) thank	1946 - Bears, 34-17 (V,CM)	1984 - Cardinals, 38-21 (SL)
1931 - Bears, 26-13 (H,W)	Cardinals, 35-28 (H,W)	1990 - Bears, 31-21 (TM)
Bears, 18-7 (V,W) thank	1947 - Cardinals, 31-7 (V,CM)	1994 - Bears, 19-16 (TM) +
1932 - Tie, 0-0 (H,W)	Cardinals, 30-21 (H,W)	1998 - Cardinals, 20-7 (TM)
Bears, 34-0 (V,W) thank	1948 - Bears, 28-17 (V,CM)	2001 - Bears, 20-13 (S)
1933 - Bears, 12-9 (V,W)	Cardinals, 24-21 (H,W)	2003 - Bears, 28-3 (S)
Bears, 22-6 (H,W) thank	1949 - Bears, 17-7 (V,CM)	2006 - Bears, 24-23 (PX) mnf
1934 - Bears, 20-0 (H,W)	Bears, 52-21 (H,W)	2009 - Cardinals, 41-21 (S)
Bears, 17-6 (H,W)	1950 - Bears, 27-6 (H,W)	2012 - Bears, 28-13 (PX)
1935 - Tie, 7-7 (H,W)	Cardinals, 20-10 (V,CM)	2015 - Cardinals, 48-24 (S)
Bears, 13-0 (V,W)	1951 - Cardinals, 28-14 (V,CM)	



ATLANTA FALCONS

W-14

L-13

T-0

1966 - Bears, 23-6 (V)	1977 - Falcons, 16-10 (S)	1998 - Falcons, 20-13 (GD)
1967 - Bears, 23-14 (A)	1978 - Bears, 13-7 (S)	2001 - Bears, 31-3 (GD)
1968 - Falcons, 16-13 (V)	1980 - Falcons, 28-17 (A)	2002 - Bears, 14-13 (GD)
1969 - Falcons, 48-31 (A)	1983 - Falcons, 20-17 (S)	2005 - Bears, 16-3 (S) sn
1970 - Bears, 23-14 (A)	1985 - Bears, 36-0 (S)	2008 - Falcons, 22-20 (GD)
1972 - Falcons, 37-21 (S)	1986 - Bears, 13-10 (A)	2009 - Falcons, 21-14 (GD) sn
1973 - Falcons, 46-6 (A)	1990 - Bears, 30-24 (S)	2011 - Bears, 30-12 (S)
1974 - Falcons, 13-10 (A)	1992 - Bears, 41-31 (S)	2014 - Bears, 27-13 (GD)
1976 - Falcons, 10-0 (S)	1993 - Bears, 6-0 (S)	2017 - Falcons, 23-17 (S)



BALTIMORE RAVENS

W-4

L-2

T-0

1998 - Bears, 24-3 (S)	2013 - Bears, 23-20 (S) +
2001 - Ravens, 17-6 (BA)	2017 - Bears, 27-24 (MT) +
2005 - Bears, 10-6 (S)	
2009 - Ravens, 31-7 (MT)	

FR First Round Playoffs
 SR Second Round Playoffs
 WC Wild Card Game
 WCR Wild Card Round
 DP Divisional Playoff

CC Conference Championship
 NFL NFL Title Game
 SB Super Bowl
 + Overtime
 mnf Monday Night Football

thu Thursday Night
 thank Thanksgiving Day
 sat Saturday
 sn Sunday Night
 nfl NFL Network



CHICAGO BEARS ALL-TIME SERIES RESULTS



BUFFALO BILLS

W-7

L-5

T-0

1970 - Bears, 31-13 (W)
1974 - Bills, 16-6 (BF)
1979 - Bears, 7-0 (BF)
1988 - Bears, 24-3 (S)
1991 - Bills, 35-20 (BF)
1994 - Bears, 20-13 (S)

1997 - Bears, 20-3 (S)
2000 - Bills, 20-3 (BF)
2002 - Bills, 33-27 (BF) +
2006 - Bears, 40-7 (S)
2010 - Bears, 22-19 (RC)
2014 - Bills, 23-20 (S) +



CAROLINA PANTHERS

W-6

L-4

T-0

1995 - Bears, 31-27 (S)
2002 - Panthers, 24-14 (C)
2005 - Bears, 13-3 (S)
2005 - Panthers, 29-21 (S) DP
2008 - Panthers, 20-17 (C)

2010 - Bears, 23-6 (C)
2011 - Bears, 34-29 (S)
2012 - Bears, 23-22 (S)
2014 - Panthers, 31-24 (C)
2017 - Bears, 17-3 (S)



CINCINNATI BENGALS

W-5

L-6

T-0

1972 - Bengals, 13-3 (S)
1980 - Bengals, 17-14 (S) +
1986 - Bears, 44-7 (CI)
1989 - Bears, 17-14 (S)
1992 - Bengals, 31-28 (S) + sn
1995 - Bengals, 16-10 (CI)

2001 - Bears, 24-0 (PB)
2005 - Bengals, 24-7 (S)
2009 - Bengals, 45-10 (PB)
2013 - Bears, 24-21 (S)
2017 - Bears, 33-7 (PB)



CLEVELAND BROWNS

W-7

L-9

T-0

1951 - Browns, 42-21 (CL)
1954 - Browns, 39-10 (W)
1960 - Browns, 42-0 (CL)
1961 - Bears, 17-14 (W)
1967 - Browns, 24-0 (CL)
1969 - Browns, 28-24 (W)
1972 - Bears, 17-0 (CL)
1980 - Browns, 27-21 (CL) mnf

1986 - Bears, 41-31 (S)
1989 - Browns, 27-7 (CL) mnf
1992 - Browns, 27-14 (CL)
2001 - Bears, 27-21 (S) +
2005 - Browns, 20-10 (CB)
2009 - Bears, 30-6 (S)
2013 - Bears, 38-31 (CB)
2017 - Bears, 20-3 (S)



DALLAS COWBOYS

W-11

L-15

T-0

1960 - Bears, 17-7 (W)
1962 - Bears, 34-33 (DA)
1964 - Cowboys, 24-10 (W)
1968 - Cowboys, 34-3 (W)
1971 - Bears, 23-19 (S)
1973 - Cowboys, 20-17 (S)
1976 - Cowboys, 31-21 (TX)
1977 - Cowboys, 37-7 (TX) WC
1979 - Cowboys, 24-20 (TX)
1981 - Cowboys, 10-9 (TX) thank

1984 - Cowboys, 23-14 (S)
1985 - Bears, 44-0 (TX)
1986 - Bears, 24-10 (TX)
1988 - Bears, 17-7 (S)
1991 - Cowboys, 17-13 (S) FR
1992 - Cowboys, 27-14 (TX)
1996 - Bears, 22-6 (S) mnf
1997 - Cowboys, 27-3 (TX)
1998 - Bears, 13-12 (S)
2004 - Cowboys, 21-7 (TX) thank

2007 - Cowboys, 34-10 (S) sn
2010 - Bears, 27-20 (COS)
2012 - Bears, 34-18 (COS) mnf
2013 - Bears, 45-28 (S) mnf
2014 - Cowboys, 41-28 (S) thu nfln
2016 - Cowboys, 31-217 (COS) snf



DENVER BRONCOS

W-7

L-8

T-0

1971 - Broncos, 6-3 (DN)
1973 - Bears, 33-14 (DN)
1976 - Broncos, 28-14 (S)
1978 - Broncos, 16-7 (DN) mnf
1981 - Bears, 35-24 (S)
1983 - Bears, 31-14 (S)
1984 - Bears, 27-0 (S)

1987 - Broncos, 31-29 (DN) mnf
1990 - Bears, 16-13 (DN) +
1993 - Broncos, 13-3 (S) sat
1996 - Broncos, 17-12 (DN)
2003 - Bears, 19-10 (DN)
2007 - Bears, 37-34 (S) +
2011 - Broncos, 13-10 (DN) +

2015 - Broncos, 17-15 (S)



DETROIT LIONS

W-97

L-74

T-5

1930 - Spartans, 7-6 (PO)
Bears, 14-6 (W)

1931 - Bears, 9-6 (W)
Spartans, 3-0 (PO)

1932 - Tie, 13-13 (W)
Tie, 7-7 (PO)
Bears, 9-0 (CS)

1933 - Bears, 17-14 (W)
Bears, 17-7 (PO)

1934 - Bears, 19-16 (UD)
Bears, 10-7 (W) thank

1935 - Tie, 20-20 (W)
Lions, 14-2 (D) thank

1936 - Bears, 12-10 (W)
Lions, 13-7 (D) thank

1937 - Bears, 28-20 (W)
Bears, 13-0 (D) thank

1938 - Lions, 13-7 (W)
Lions, 14-7 (D) thank

1939 - Lions, 10-0 (W)
Bears, 23-13 (D)

1940 - Bears, 7-0 (W)
Lions, 17-14 (UD)

1941 - Bears, 49-0 (W)
Bears, 24-7 (D)

1942 - Bears, 16-0 (W)
Bears, 42-0 (D)

1943 - Bears, 27-21 (D)
Bears, 35-14 (W)

1944 - Tie, 21-21 (W)
Lions, 41-21 (D)

1945 - Lions, 16-10 (D)
Lions, 35-28 (W)

1946 - Bears, 42-6 (W)
Bears, 45-24 (D)

1947 - Bears, 33-24 (W)
Bears, 34-14 (D) thank

1948 - Bears, 28-0 (W)
Bears, 42-14 (D)

1949 - Bears, 27-24 (W)
Bears, 28-7 (D) thank

1950 - Bears, 35-21 (D)
Bears, 6-3 (W)

1951 - Bears, 28-23 (D)
Lions, 41-28 (W)

1952 - Bears, 24-23 (W)
Lions, 45-21 (D)

1953 - Lions, 20-16 (W)
Lions, 13-7 (D)

1954 - Lions, 48-23 (D)
Bears, 28-24 (W)

1955 - Bears, 24-14 (D)
Bears, 21-20 (W)

1956 - Lions, 42-10 (D)
Bears, 38-21 (W)

1957 - Bears, 27-7 (D)
Lions, 21-13 (W)

1958 - Bears, 20-7 (D)
Bears, 21-16 (W)

1959 - Bears, 24-14 (D)
Bears, 25-14 (W)

1960 - Bears, 28-7 (W)
Lions, 36-0 (D)

1961 - Bears, 31-17 (D)
Lions, 16-15 (W)

1962 - Lions, 11-3 (D)
Bears, 3-0 (W)

1963 - Bears, 37-21 (D)
Bears, 24-14 (W)

1964 - Lions, 10-0 (W)
Bears, 27-24 (D) thank

1965 - Bears, 38-10 (W)
Bears, 17-10 (D)

1966 - Lions, 14-3 (D)
Tie, 10-10 (W)

1967 - Bears, 14-3 (W)
Bears, 27-13 (D)

1968 - Lions, 42-0 (D)
Lions, 28-10 (W)

1969 - Lions, 13-7 (D)
Lions, 20-3 (W)

1970 - Lions, 28-14 (D) mnf
Lions, 16-10 (W)

1971 - Bears, 28-23 (D)
Lions, 28-3 (S)

1972 - Lions, 14-0 (D)
Lions, 38-24 (S)

1973 - Lions, 30-7 (S)
Lions, 40-7 (D)

1974 - Bears, 17-9 (S)
Lions, 34-17 (D)

1975 - Lions, 27-7 (P)
Bears, 25-21 (S)

1976 - Bears, 10-3 (S)
Lions, 14-10 (P)

1977 - Bears, 30-20 (S)
Bears, 31-14 (P) thank

1978 - Bears, 19-0 (P)
Lions, 21-17 (S)

1979 - Bears, 35-7 (S)
Lions, 20-0 (P) thank

1980 - Bears, 24-7 (S)
Bears, 23-17 (P) + thank

1981 - Lions, 48-17 (P) mnf
Lions, 23-7 (S)

1982 - Lions, 17-10 (P)
Bears, 20-17 (S)

1983 - Lions, 31-17 (P)
Lions, 38-17 (S)

1984 - Bears, 16-14 (S)
Bears, 30-13 (P)

1985 - Bears, 24-3 (S)
Bears, 37-17 (P)

1986 - Bears, 13-7 (S)
Bears, 16-13 (P) mnf

1987 - Bears, 30-10 (S)
(2nd game cancelled)

1988 - Bears, 24-7 (P)

Bears, 13-12 (S)
Bears, 47-27 (P)

Lions, 27-17 (S)

1990 - Bears, 23-17 (S) +
Lions, 38-21 (P) sn

1991 - Bears, 20-10 (S)
Lions, 16-6 (P) thank

1992 - Bears, 27-24 (S)
Lions, 16-3 (P)

1993 - Bears, 10-6 (P) thank
Lions, 20-14 (S)

1994 - Lions, 21-16 (P)
Bears, 20-10 (S)

1995 - Lions, 24-17 (S)
Lions, 27-7 (P) mnf

1996 - Lions, 35-16 (P)
Bears, 31-14 (S)

1997 - Lions, 32-7 (S)
Lions, 55-20 (P) thank

1998 - Bears, 31-27 (S)
Lions, 26-3 (P) sn

1999 - Lions, 21-17 (P) thank
Bears, 28-10 (S)

2000 - Lions, 21-14 (S)
Bears, 23-20 (P)

2001 - Bears, 13-10 (S)
Bears, 24-0 (P)

2002 - Lions, 23-20 (FO) +
Bears, 20-17 (IL) +

2003 - Bears, 24-16 (S)
Lions, 12-10 (FO)

2004 - Lions, 20-16 (S)
Lions, 19-13 (FO)

2005 - Bears, 38-6 (S)
Bears, 19-13 (FO) +

2006 - Bears, 34-7 (S)
Bears, 26-21 (FO)

2007 - Lions, 37-27 (FO)
Lions, 16-7 (S)

2008 - Bears, 34-7 (FO)
Bears, 27-23 (S)

2009 - Bears, 48-24 (S)
Bears, 37-23 (FO)

2010 - Bears, 19-14 (S)
Bears, 24-20 (FO)

2011 - Lions, 24-13 (FO) mnf
Bears, 37-13 (S)

2012 - Bears, 13-7 (S) mnf
Bears, 26-24 (FO)

2013 - Lions, 40-32 (FO)
Lions, 21-19 (S)

2014 - Lions, 34-17 (FO)
Lions, 20-14 (S)

2015 - Lions, 34-37 (FO) +
Lions, 24-20 (S)

2016 - Bears, 17-14 (S)
Lions, 20-17 (FO)

2017 - Lions, 27-24 (S)
Lions, 20-10 (FO)

Win-loss record includes playoff games



CHICAGO BEARS ALL-TIME SERIES RESULTS



GREEN BAY PACKERS

W-94

L-96

T-6

1921 - Staleys, 20-0 (W)
 1923 - Bears, 3-0 (GB)
 1924 - Bears, 3-0 (W)
 1925 - Packers, 14-10 (GB)
 Bears, 21-0 (W)
 1926 - Tie, 6-6 (GB)
 Bears, 19-13 (W)
 Tie, 3-3 (W)
 1927 - Bears, 7-6 (GB)
 Bears, 14-6 (W)
 1928 - Tie, 12-12 (GB)
 Packers, 16-6 (W)
 Packers, 6-0 (W)
 1929 - Packers, 23-0 (GB)
 Packers, 14-0 (W)
 Packers, 25-0 (W)
 1930 - Packers, 7-0 (GB)
 Packers, 13-12 (W)
 Bears, 21-0 (W)
 1931 - Packers, 7-0 (GB)
 Packers, 6-2 (W)
 Bears, 7-6 (W)
 1932 - Tie, 0-0 (GB)
 Packers, 2-0 (W)
 Bears, 9-0 (W)
 1933 - Bears, 14-7 (GB)
 Bears, 10-7 (W)
 Bears, 7-6 (W)
 1934 - Bears, 24-10 (GB)
 Bears, 27-14 (W)
 1935 - Packers, 7-0 (GB)
 Packers, 17-14 (W)
 1936 - Bears, 30-3 (GB)
 Packers, 21-10 (W)
 1937 - Bears, 14-2 (GB)
 Packers, 24-14 (W)
 1938 - Bears, 2-0 (GB)
 Packers, 24-17 (W)
 1939 - Packers, 21-16 (GB)
 Bears, 30-27 (W)
 1940 - Bears, 41-10 (GB)
 Bears, 14-7 (W)
 1941 - Bears, 25-17 (GB)
 Packers, 16-14 (W)
Bears, 33-14 (W) CC
 1942 - Bears, 44-28 (GB)
 Bears, 38-7 (W)
 1943 - Tie, 21-21 (GB)
 Bears, 21-7 (W)
 1944 - Packers, 42-28 (GB)
 Bears, 21-0 (W)
 1945 - Packers, 31-21 (GB)
 Bears, 28-24 (W)
 1946 - Bears, 30-7 (GB)
 Bears, 10-7 (W)
 1947 - Packers, 29-20 (GB)
 Bears, 20-17 (W)
 1948 - Bears, 45-7 (GB)
 Bears, 7-6 (W)
 1949 - Bears, 17-0 (GB)

Bears, 24-3 (W)
 1950 - Packers, 31-21 (GB)
 Bears, 28-14 (W)
 1951 - Bears, 31-20 (GB)
 Bears, 24-13 (W)
 1952 - Bears, 24-14 (GB)
 Packers, 41-28 (W)
 1953 - Bears, 17-13 (GB)
 Tie, 21-21 (W)
 1954 - Bears, 10-3 (GB)
 Bears, 28-23 (W)
 1955 - Packers, 24-3 (GB)
 Bears, 52-31 (W)
 1956 - Bears, 37-21 (GB)
 Bears, 38-14 (W)
 1957 - Packers, 21-17 (GB)
 Bears, 21-14 (W)
 1958 - Bears, 34-20 (GB)
 Bears, 24-10 (W)
 1959 - Packers, 9-6 (GB)
 Bears, 28-17 (W)
 1960 - Bears, 17-14 (GB)
 Packers, 41-13 (W)
 1961 - Packers, 24-0 (GB)
 Packers, 31-28 (W)
 1962 - Packers, 49-0 (GB)
 Packers, 38-7 (W)
 1963 - Bears, 10-3 (GB)
 Bears, 26-7 (W)
 1964 - Packers, 23-12 (GB)
 Packers, 17-3 (W)
 1965 - Packers, 23-14 (LM)
 Bears, 31-10 (W)
 1966 - Packers, 17-0 (W)
 Packers, 13-6 (LM)
 1967 - Packers, 13-10 (LM)
 Packers, 17-13 (W)
 1968 - Bears, 13-10 (LM)
 Packers, 28-27 (W)
 1969 - Packers, 17-0 (LM)
 Packers, 21-3 (W)
 1970 - Packers, 20-19 (LM)
 Bears, 35-17 (W)
 1971 - Packers, 17-14 (S)
 Packers, 31-10 (LM)
 1972 - Packers, 20-17 (LM)
 Packers, 23-17 (S)
 1973 - Bears, 31-17 (LM)
 Packers, 21-0 (S)
 1974 - Bears, 10-9 (S) mnf
 Packers, 20-3 (ML)
 1975 - Bears, 27-14 (S)
 Packers, 28-7 (LM)
 1976 - Bears, 24-13 (S)
 Bears, 16-10 (LM)
 1977 - Bears, 26-0 (LM)
 Bears, 21-10 (S)
 1978 - Packers, 24-14 (LM)
 Bears, 14-0 (S)
 1979 - Bears, 6-3 (S)

Bears, 15-14 (LM)
 1980 - Packers, 12-6 (LM) +
 Bears, 61-7 (S)
 1981 - Packers, 16-9 (S)
 Packers, 21-17 (LM)
 1982 - (both games cancelled
 by players' strike)
 1983 - Packers, 31-28 (LM)
 Bears, 23-21 (S)
 1984 - Bears, 9-7 (LM)
 Packers, 20-14 (S)
 1985 - Bears, 23-7 (S) mnf
 Bears, 16-10 (LM)
 1986 - Bears, 25-12 (LM) mnf
 Bears, 12-10 (S)
 1987 - Bears, 26-24 (LM)
 Bears, 23-10 (S)
 1988 - Bears, 24-6 (LM)
 Bears, 16-0 (S)
 1989 - Packers, 14-13 (LM)
 Packers, 40-28 (S)
 1990 - Bears, 31-13 (LM)
 Bears, 27-13 (S)
 1991 - Bears, 10-0 (LM) thu
 Bears, 27-13 (S)
 1992 - Bears, 30-10 (LM)
 Packers, 17-3 (S)
 1993 - Packers, 17-3 (LM)
 Bears, 30-17 (S)
 1994 - Packers, 33-6 (S) mnf
 Packers, 40-3 (LM)
 1995 - Packers, 27-24 (S) mnf
 Packers, 35-28 (LM)
 1996 - Packers, 37-6 (S)
 Packers, 28-17 (LM)
 1997 - Packers, 38-24 (LM) mnf
 Packers, 24-23 (S)
 1998 - Packers, 26-20 (LM)
 Packers, 16-13 (S)
 1999 - Bears, 14-13 (LM)
 Packers, 35-19 (S)
 2000 - Bears, 27-24 (LM)
 Packers, 28-6 (S)
 2001 - Packers, 20-12 (S)
 Packers, 17-7 (LM)
 2002 - Packers, 34-21 (IL) mnf
 Packers, 30-20 (LM)
 2003 - Packers, 38-23 (S) mnf
 Packers, 34-21 (LM)
 2004 - Bears, 21-10 (LM)
 Packers, 31-14 (S)
 2005 - Bears, 19-7 (S)
 Bears, 24-17 (LM)
 2006 - Bears, 26-0 (LM)
 Packers, 26-7 (S) sn
 2007 - Bears, 27-20 (LM) sn
 Bears, 35-7 (S)
 2008 - Packers, 37-3 (LM)
 Bears, 20-17 (S) + mnf
 2009 - Packers, 21-15 (LM) sn



GREEN BAY PACKERS (continued)

W-94

L-94

T-6

2010 - Packers, 21-14 (S)
 Bears, 20-17 (S) mnf
 Packers, 10-3 (LM)
Packers, 21-14 (S) CC
 2011 - Packers, 27-17 (S)
 Packers, 35-21 (LM) sn
 2012 - Packers, 23-10 (LM) thu nfln
 Packers, 21-13 (S)

2013 - Bears, 27-20 (LM) mnf
 Packers, 33-28 (S)
 2014 - Packers, 38-17 (S)
 Packers, 55-14 (LM) snf
 2015 - Packers, 31-23 (S)
 Bears, 17-13 (LM) thank
 2016 - Packers, 26-10 (LM)
 Packers, 30-27 (S)

2017 - Packers, 35-14 (LM)
 Packers, 23-16 (S)



HOUSTON TEXANS

W-0

L-4

T-0

2004 - Texans, 24-5 (S)
 2008 - Texans, 31-24 (R)

2012 - Texans, 13-6 (S) sn
 2016 - Texans, 23-14 (R) sn



INDIANAPOLIS COLTS

W-19

L-24

T-0

1953 - Colts, 13-9 (B)
 Colts, 16-14 (W)
 1954 - Bears, 28-9 (W)
 Bears, 28-13 (B)
 1955 - Colts, 23-17 (B)
 Bears, 38-10 (W)
 1956 - Colts, 28-21 (B)
 Bears, 58-27 (W)
 1957 - Colts, 21-10 (B)
 Colts, 29-14 (W)
 1958 - Colts, 51-38 (B)
 Colts, 17-0 (W)
 1959 - Bears, 26-21 (B)
 Colts, 21-7 (W)
 1960 - Colts, 42-7 (B)
 Colts, 24-20 (W)
 1961 - Bears, 24-10 (W)
 Bears, 21-20 (B)

1962 - Bears, 35-15 (W)
 Bears, 57-0 (B)
 1963 - Bears, 10-3 (W)
 Bears, 17-7 (B)
 1964 - Colts, 52-0 (B)
 Colts, 40-24 (W)
 1965 - Colts, 26-21 (W)
 Bears, 13-0 (B)
 1966 - Bears, 27-17 (W)
 Colts, 21-16 (B)
 1967 - Colts, 24-3 (W)
 1968 - Colts, 28-7 (B)
 1969 - Colts, 24-21 (W)
 1970 - Colts, 21-20 (B)
 1975 - Colts, 35-7 (S)
 1983 - Colts, 22-19 (B) +
 1985 - Bears, 17-10 (S)
 1988 - Bears, 17-13 (I)

1991 - Bears, 31-17 (I)
 2000 - Bears, 27-24 (S)
 2004 - Colts, 41-10 (S)
2006 - Colts, 29-17 (MI-DO) SB
 2008 - Bears, 29-13 (LO) snf
 2012 - Bears, 41-21 (S)
 2016 - Colts, 29-23 (LO)



JACKSONVILLE JAGUARS

W-4

L-3

T-0

1995 - Bears, 30-27 (JX)
 1998 - Jaguars, 24-23 (S)
 2001 - Bears, 33-13 (S)
 2004 - Jaguars, 22-3 (JX)
 2008 - Bears, 23-10 (S)

2012 - Bears, 41-3 (JX)
 2016 - Jaguars, 17-16 (S)



KANSAS CITY CHIEFS

W-7

L-5

T-0

1973 - Chiefs, 19-7 (KC) mnf
 1977 - Bears, 28-27 (S)
 1981 - Bears, 16-13 (KC) +
 1987 - Bears, 31-28 (S)
 1990 - Chiefs, 21-10 (S) sat
 1993 - Bears, 19-17 (KC)
 1996 - Chiefs, 14-10 (KC)

1999 - Bears, 20-17 (S)
 2003 - Chiefs, 31-3 (KC)
 2007 - Bears, 20-10 (S)
 2011 - Chiefs, 10-3 (S)
 2015 - Bears, 18-17 (KC)



CHICAGO BEARS ALL-TIME SERIES RESULTS



LOS ANGELES RAMS

W-53

L-36

T-3

1937 - Bears, 20-2 (CL)
Bears, 15-7 (W)
1938 - Rams, 14-7 (W)
Rams, 23-21 (CL)
1939 - Bears, 30-21 (W)
Bears, 35-21 (CL)
1940 - Bears, 21-14 (CL)
Bears, 47-25 (W)
1941 - Bears, 48-21 (CL)
Bears, 31-13 (W)
1942 - Bears, 21-7 (CL)
Bears, 47-0 (W)
1944 - Rams, 19-7 (CL)
Bears, 28-21 (W)
1945 - Rams, 17-0 (CL)
Rams, 41-21 (W)
1946 - Tie, 28-28 (W)
Bears, 27-21 (LA)
1947 - Bears, 41-21 (LA)
Rams, 17-14 (W)
1948 - Bears, 42-21 (W)
Bears, 21-6 (LA)
1949 - Rams, 31-16 (W)
Rams, 27-24 (LA)
1950 - Bears, 24-20 (LA)
Bears, 24-14 (W)
Rams, 24-14 (LA) CC
1951 - Rams, 42-17 (W)
1952 - Rams, 31-7 (LA)
Rams, 40-24 (W)
1953 - Rams, 38-24 (LA)
Bears, 24-21 (W)

1954 - Rams, 42-38 (LA)
Bears, 24-13 (W)
1955 - Bears, 31-20 (LA)
Bears, 24-3 (W)
1956 - Bears, 35-24 (LA)
Bears, 30-21 (W)
1957 - Bears, 34-26 (W)
Bears, 16-10 (LA)
1958 - Bears, 31-10 (W)
Rams, 41-35 (LA)
1959 - Rams, 28-21 (W)
Bears, 26-21 (LA)
1960 - Bears, 34-27 (W)
Tie, 24-24 (LA)
1961 - Bears, 21-17 (LA)
Bears, 28-24 (W)
1962 - Bears, 27-23 (LA)
Bears, 30-14 (W)
1963 - Bears, 52-14 (LA)
Bears, 6-0 (W)
1964 - Bears, 38-17 (W)
Bears, 34-24 (LA)
1965 - Rams, 30-28 (LA)
Bears, 31-6 (W)
1966 - Rams, 31-17 (LA)
Bears, 17-10 (W)
1967 - Rams, 28-17 (W)
1968 - Bears, 17-16 (LA)
1969 - Rams, 9-7 (W)
1971 - Rams, 17-3 (LA)
1972 - Tie, 13-13 (S)
1973 - Rams, 26-0 (S)

1975 - Rams, 38-10 (LA)
1976 - Rams, 20-12 (LA)
1977 - Bears, 24-23 (S) mnf
1979 - Bears, 27-23 (S)
1981 - Rams, 24-7 (S) mnf
1982 - Bears, 34-26 (AN)
1983 - Rams, 21-14 (AN)
1984 - Rams, 29-13 (AN)
1985 - Bears, 24-0 (S) CC
1986 - Rams, 20-17 (S) mnf
1988 - Rams, 23-3 (AN) mnf
1989 - Bears, 20-10 (S)
1990 - Bears, 38-9 (S) sn
1993 - Rams, 20-6 (AN)
1994 - Bears 27-13 (S)
1995 - Rams, 34-28 (SL)
1996 - Bears, 35-9 (S)
1997 - Bears, 13-10 (TW) sn
1998 - Rams, 20-12 (S)
1999 - Rams, 34-12 (TW)
2002 - Rams, 21-16 (EJ) mnf
2003 - Rams, 23-21 (S)
2006 - Bears, 42-27 (EJ) mnf
2008 - Bears, 27-3 (EJ)
2009 - Bears, 17-9 (S)
2012 - Bears, 23-6 (S)
2013 - Rams, 42-21 (EJ)
2015 - Bears, 37-13 (EJ)



MIAMI DOLPHINS

W-4

L-8

T-0

1971 - Dolphins, 34-3 (MI) mnf
1975 - Dolphins, 46-13 (S)
1979 - Dolphins, 31-16 (MI)
1985 - Dolphins, 38-24 (MI) mnf
1988 - Bears, 34-7 (S)
1991 - Dolphins, 16-13 (S) +

1994 - Bears, 17-14 (MI-JR)
1997 - Bears, 36-33 (MI-PP) + mnf
2002 - Dolphins, 27-9 (MI-PP) mnf
2006 - Dolphins, 31-13 (S)
2010 - Bears, 16-0 (MI-SU) thu nfln
2014 - Dolphins, 27-14 (S)



MINNESOTA VIKINGS

W-52

L-60

T-2

1961 - Vikings, 37-13 (MN)
Bears, 52-35 (W)

1962 - Bears, 13-0 (MN)
Bears, 31-30 (W)

1963 - Bears, 28-7 (MN)
Tie 17-17 (W)

1964 - Bears, 34-28 (MN)
Vikings, 41-14 (W)

1965 - Bears, 45-37 (MN)
Vikings, 24-17 (W)

1966 - Bears, 13-10 (MN)
Bears, 41-28 (W)

1967 - Bears, 17-7 (MN)
Tie, 10-10 (W)

1968 - Bears, 27-17 (MN)
Bears, 26-24 (W)

1969 - Vikings, 31-0 (W)
Vikings, 31-14 (MN)

1970 - Vikings, 24-0 (W)
Vikings, 16-13 (MN)

1971 - Bears, 20-17 (MN)
Vikings, 27-10 (S)

1972 - Bears, 13-10 (S) mnf
Vikings, 23-10 (MN)

1973 - Vikings, 22-13 (S)
Vikings, 31-13 (MN)

1974 - Vikings, 11-7 (MN)
Vikings, 17-0 (S)

1975 - Vikings, 28-3 (MN)
Vikings, 13-9 (S) mnf

1976 - Vikings, 20-19 (MN)
Bears, 14-13 (S)

1977 - Vikings, 22-16 (MN) +
Bears, 10-7 (S)

1978 - Vikings, 24-20 (S) mnf
Vikings, 17-14 (MN)

1979 - Bears, 26-7 (S)
Vikings, 30-27 (MN)

1980 - Vikings, 34-14 (S)

Vikings, 13-7 (MN)

1981 - Vikings, 24-21 (MN)
Bears, 10-9 (S)

1982 - Vikings, 35-7 (M)

1983 - Vikings, 23-14 (S)
Bears, 19-13 (M)

1984 - Bears, 16-7 (S)
Bears, 34-3 (M)

1985 - Bears, 33-24 (M) thu
Bears, 27-9 (S)

1986 - Bears, 23-0 (S)
Vikings, 23-7 (M)

1987 - Bears, 27-7, (S)
Bears, 30-24 (M) sn

1988 - Vikings, 31-7 (S)
Vikings, 28-27 (M) mnf

1989 - Bears, 38-7 (S)
Vikings, 27-16 (M) sn

1990 - Bears, 19-16 (S)
Vikings, 41-13 (M)

1991 - Bears, 10-6 (S)
Bears, 34-17 (M) mnf

1992 - Vikings, 21-20 (M)
Vikings, 38-10 (S) mnf

1993 - Vikings, 10-7 (M)
Vikings, 19-12 (S) mnf

1994 - Vikings, 42-14 (S)
Vikings, 33-27 (M)+thu
Bears, 35-18 (M) FR

1995 - Bears, 31-14 (S)
Bears, 14-6 (M) mnf

1996 - Vikings, 20-14 (S)
Bears, 15-13 (M) mnf

1997 - Vikings, 27-24 (S)
Vikings, 29-22 (M)

1998 - Vikings, 31-28 (S)
Vikings, 48-22 (M) sn

1999 - Bears, 24-22 (M)
Vikings, 27-24 (S) +

2000 - Vikings, 30-27 (M)
Vikings, 28-16 (S)

2001 - Bears, 17-10 (S)
Bears, 13-6 (M)

2002 - Bears, 27-23 (IL)
Vikings, 25-7 (M)

2003 - Vikings, 24-13 (M)
Bears, 13-10 (S)

2004 - Vikings, 27-22 (M)
Bears, 24-14 (S)

2005 - Bears, 28-3 (S)
Vikings, 34-10 (M)

2006 - Bears, 19-16 (M)
Bears, 23-13 (S)

2007 - Vikings, 34-31 (S)
Vikings, 20-13 (M) mnf

2008 - Bears, 48-41 (S)
Vikings, 34-14 (M) sn

2009 - Vikings, 36-10 (M)
Bears, 36-30 (S) + mnf

2010 - Bears, 27-13 (S)
Bears, 40-14 (TCF) mnf

2011 - Bears, 39-10 (S)
Bears, 17-13 (M)

2012 - Bears, 28-10 (S)
Vikings, 21-14 (M)

2013 - Bears, 31-30 (S)
Vikings, 23-20 (M) +

2014 - Bears, 21-13 (S)
Vikings, 13-9 (TCF)

2015 - Vikings, 23-20 (S)
Vikings, 38-17 (TCF)

2016 - Bears, 20-10 (S)
Vikings, 38-10 (USB)

2017 - Vikings, 20-17 (S)
Vikings, 23-10 (USB)



NEW ENGLAND PATRIOTS

W-4

L-9

T-0

1973 - Patriots, 13-10 (S)

1979 - Patriots, 27-7 (S)

1982 - Bears, 26-13 (S)

1985 - Bears, 20-7 (S)
Bears, 46-10 (NO) SB

1988 - Patriots, 30-7 (NE)

1994 - Patriots, 13-3 (S) sat

1997 - Patriots, 31-3 (NE)

2000 - Bears, 24-17 (S)

2002 - Patriots, 33-30 (IL)


2006 - Patriots, 17-13 (GI)

2010 - Patriots, 36-7 (S)

2014 - Patriots, 51-23 (GI)



CHICAGO BEARS ALL-TIME SERIES RESULTS



NEW ORLEANS SAINTS

W-15

L-15

T-0

1968 - Bears, 23-17 (TL)
 1970 - Bears, 24-3 (TL)
 1971 - Bears, 35-14 (S)
 1973 - Saints, 21-16 (NO)
 1974 - Bears, 24-10 (S)
 1975 - Bears, 42-17 (NO)
 1977 - Saints, 42-24 (S)
 1980 - Bears, 22-3 (S)
 1982 - Saints, 10-0 (S)
 1983 - Saints, 34-31 (NO) +

1984 - Bears, 20-7 (S)
 1987 - Saints, 19-17 (S)
1990 - Bears, 16-6 (S) FR
 1991 - Bears, 20-17 (NO)
 1992 - Saints, 28-6 (NO)
 1994 - Bears, 17-7 (S)
 1996 - Saints, 27-24 (NO)
 1997 - Saints, 20-17 (S) sn
 1999 - Bears, 14-10 (S)
 2000 - Saints, 31-10 (S)

2002 - Saints, 29-23 (IL)
 2003 - Saints, 20-13 (NO)
 2005 - Bears, 20-17 (TS)
2006 - Bears, 39-14 (S) CC
 2007 - Bears, 33-25 (S)
 2008 - Bears, 27-24 (S) + thu nfln
 2011 - Saints, 30-13 (NO)
 2013 - Saints, 26-18 (S)
 2014 - Saints, 31-15 (S) mnf
 2017 - Saints, 20-12 (NO)



NEW YORK GIANTS

W-33

L-23

T-2

1925 - Bears, 19-7 (PG)
 Giants, 9-0 (W)
 1926 - Bears, 7-0 (W)
 1927 - Giants, 13-7 (PG)
 1928 - Bears, 13-0 (W)
 1929 - Giants, 26-14 (W)
 Giants, 3-0 (PG)
 Giants, 14-9 (W)
 1930 - Giants, 12-0 (W)
 Bears, 12-0 (PG)
 1931 - Bears, 6-0 (W)
 Bears, 12-6 (PG)
 Giants, 25-6 (W)
 1932 - Bears, 28-8 (PG)
 Bears, 6-0 (W)
 1933 - Bears, 14-10 (W)
 Giants, 3-0 (PG)
 Bears, 23-21 (W) NFL
 1934 - Bears, 27-7 (W)
 Bears, 10-9 (PG)
 Giants, 30-13 (PG) NFL

1935 - Bears, 20-3 (PG)
 Giants, 3-0 (W)
 1936 - Bears, 25-7 (PG)
 1937 - Tie, 3-3 (PG)
 1939 - Giants, 16-13 (PG)
 1940 - Bears, 37-21 (PG)
 1941 - Bears, 37-9 (W) NFL
 1942 - Bears, 26-7 (PG)
 1943 - Bears, 56-7 (PG)
 1946 - Giants, 14-0 (PG)
 Bears, 24-14 (PG) NFL
 1948 - Bears, 35-14 (W)
 1949 - Giants, 35-28 (PG)
 1956 - Tie, 17-17 (NY)
 Giants, 47-7 (NY) NFL
 1962 - Giants, 26-24 (W)
 1963 - Bears, 14-10 (W) NFL
 1965 - Bears, 35-14 (NY)
 1967 - Bears, 34-7 (W)
 1969 - Giants, 28-24 (NY)
 1970 - Bears, 24-16 (NY)

1974 - Bears, 16-13 (S)
 1977 - Bears, 12-9 (NJ) +
1985 - Bears, 21-0 (S) DP
 1987 - Bears, 34-19 (S) mnf
1990 - Giants, 31-3 (NJ) DP
 1991 - Bears, 20-17 (S)
 1992 - Giants, 27-14 (S) mnf
 1993 - Giants, 26-20 (S)
 1995 - Bears, 27-24 (NJ)
 2000 - Giants, 14-7 (S)
 2004 - Bears, 28-21 (NJ)
 2006 - Bears, 38-20 (NJ) sn
 2007 - Giants, 21-16 (S)
 2010 - Giants, 17-3 (ME) sn
 2013 - Bears, 27-21 (S) thu
 2016 - Giants, 22-16 (ME)



NEW YORK JETS

W-8

L-3

T-0

1974 - Jets, 23-21 (S)
 1979 - Bears, 23-13 (S)
 1985 - Bears, 19-6 (NJ) sat
 1991 - Bears, 19-13 (S) + mnf
 1994 - Bears, 19-7 (NJ) sn
 1997 - Jets, 23-15 (S)

2000 - Jets, 17-10 (NJ)
 2002 - Bears, 20-13 (IL)
 2006 - Bears, 10-0 (NJ)
 2010 - Bears, 38-34 (S)
 2014 - Bears, 27-19 (ME) mnf



OAKLAND RAIDERS

W-7

L-7

T-0

1972 - Raiders, 28-21 (O)
 1976 - Raiders, 28-27 (S)
 1978 - Raiders, 25-19 (S) +
 1981 - Bears, 23-6 (O)
 1984 - Bears, 17-6 (S)
 1987 - Bears, 6-3 (LA)
 1990 - Raiders, 24-10 (LA)

1993 - Raiders, 16-14 (S)
 1996 - Bears, 19-17 (S)
 1999 - Raiders, 24-17 (O)
 2003 - Bears, 24-21 (S)
 2007 - Bears, 17-6 (O)
 2011 - Raiders, 25-20 (O)
 2015 - Bears, 22-20 (S)



PHILADELPHIA EAGLES

W-30

L-14

T-1

1933 - Tie, 3-3 (BK)
 1935 - Bears, 39-0 (BK)
 1936 - Bears, 17-0 (PH)
 Bears, 28-7 (PH)
 1938 - Bears, 28-6 (PH)
 1939 - Bears, 27-14 (W)
 1941 - Bears, 49-14 (SH)
 1942 - Bears, 45-14 (W)
 1943 - Bears, 48-21 (W)
 1944 - Bears, 28-7 (SH)
 1946 - Bears, 21-14 (W)
 1947 - Bears, 45-14 (W)
 1948 - Eagles, 12-7 (SH)
 1949 - Bears, 38-21 (W)
 1955 - Bears, 17-10 (W)

1961 - Eagles, 16-14 (FR)
 1963 - Bears, 16-7 (W)
 1968 - Bears, 29-16 (FR)
 1970 - Bears, 20-16 (DS)
 1972 - Bears, 21-12 (V)
 1975 - Bears, 15-13 (S)
1979 - Eagles, 27-17 (V) WC
 1980 - Eagles, 17-14 (V)
 1983 - Bears, 7-6 (V)
 Bears, 17-14 (S)
 1986 - Bears, 13-10 (S) +
 1987 - Bears, 35-3, (V)
1988 - Bears, 20-12 (S) DP
 1989 - Bears, 27-13 (S) mnf
 1993 - Bears, 17-6 (V)

1994 - Eagles, 30-22 (V) mnf
 1995 - Bears, 20-14 (S)
 1999 - Eagles, 20-16 (S)
 2000 - Eagles, 13-9 (V)
2001 - Eagles, 33-19 (S) DP
 2002 - Eagles, 19-13 (IL)
 2004 - Eagles, 19-9 (S)
 2007 - Bears, 19-16 (LI)
 2008 - Bears, 24-20 (S) sn
 2009 - Eagles, 24-20 (S) sn
 2010 - Bears, 31-26 (S)
 2011 - Bears, 30-24 (LI) mnf
 2013 - Eagles, 54-11 (LI) snf
 2015 - Eagles, 29-14 (S) mnf
 2017 - Eagles, 31-3 (LF)



PITTSBURGH STEELERS

W-22

L-7

T-1

1934 - Bears, 28-0 (PI)
 1935 - Bears, 23-7 (PI)
 1936 - Bears, 27-9 (PI)
 Bears, 26-7 (W)
 1937 - Bears, 7-0 (PI)
 1939 - Bears, 32-0 (PI)
 1941 - Bears, 34-7 (W)
 1943 - Bears, 48-21 (W)
 1944 - Bears, 34-7 (W)
 Bears, 49-7 (PI)

1945 - Bears, 28-7 (PI)
 1947 - Bears, 49-7 (WV)
 1949 - Bears, 30-21 (W)
 1958 - Steelers, 24-10 (PI)
 1959 - Bears, 27-21 (W)
 1963 - Tie, 17-17 (PI)
 1967 - Steelers, 41-13 (PI)
 1969 - Bears, 38-7 (W)
 1971 - Bears, 17-15 (S)
 1975 - Steelers, 34-3 (TR)

1980 - Steelers, 38-3 (TR)
 1986 - Bears, 13-10 (S) +
 1989 - Bears, 20-0 (TR)
 1992 - Bears, 30-6 (S)
 1995 - Steelers, 37-34 (S) +
 1998 - Steelers, 17-12 (TR)
 2005 - Steelers, 21-9 (HF)
 2009 - Bears, 17-14 (S)
 2013 - Bears, 40-23 (HF) snf
 2017 - Bears, 23-17 (S) +



SAN DIEGO CHARGERS

W-7

L-5

T-0

1970 - Chargers, 20-7 (W)
 1974 - Chargers, 28-21 (SD)
 1978 - Chargers, 40-7 (SD) mnf
 1981 - Bears, 20-17 (S) +

1984 - Chargers, 20-7 (SD) mnf
 1993 - Bears, 16-13 (SD) sn
 1996 - Bears, 27-14 (S) sat
 1999 - Bears, 23-20 (SD) +

2003 - Bears, 20-7 (S)
 2007 - Chargers, 14-3 (SD)
 2011 - Bears, 31-20 (S)
 2015 - Bears, 22-19 (SD) mnf



SAN FRANCISCO 49ERS

W-31

L-34

T-1

1950 - Bears, 32-20 (KZ)
 Bears, 17-0 (W)
 1951 - Bears, 13-7 (W)
 1952 - 49ers, 40-16 (W)
 Bears, 20-17 (KZ)
 1953 - 49ers, 35-28 (W)
 49ers, 24-14 (KZ)
 1954 - 49ers, 31-24 (W)
 Bears, 31-27 (KZ)
 1955 - 49ers, 20-19 (W)
 Bears, 34-23 (KZ)
 1956 - Bears, 31-7 (W)
 Bears, 38-21 (KZ)
 1957 - 49ers, 21-17 (W)
 49ers, 21-17 (KZ)
 1958 - Bears, 28-6 (W)
 Bears, 27-14 (KZ)
 1959 - 49ers, 20-17 (KZ)
 49ers, 14-3 (W)
 1960 - Bears, 27-10 (W)
 49ers, 25-7 (KZ)
 1961 - Bears, 31-0 (W)

49ers, 41-31 (KZ)
 1962 - Bears, 30-14 (KZ)
 49ers, 34-27 (W)
 1963 - 49ers, 20-14 (KZ)
 Bears, 27-7 (W)
 1964 - 49ers, 31-21 (KZ)
 Bears, 23-21 (W)
 1965 - 49ers, 52-24 (KZ)
 Bears, 61-20 (W)
 1966 - Tie, 30-30 (W)
 49ers, 41-14 (KZ)
 1967 - Bears, 28-14 (KZ)
 1968 - Bears, 27-19 (W)
 1969 - 49ers, 42-21 (KZ)
 1970 - 49ers, 37-16 (W)
 1971 - 49ers, 13-0 (SF)
 1972 - 49ers, 34-21 (S)
 1974 - 49ers, 34-0 (S)
 1975 - 49ers, 31-3 (SF)
 1976 - Bears, 19-12 (SF)
 1978 - Bears, 16-13 (SF)
 1979 - Bears, 28-27 (SF)

1981 - 49ers, 28-17 (SF)
 1983 - Bears, 13-3 (S)
1984 - 49ers, 23-0 (SF) CC
 1985 - Bears, 26-10 (SF)
 1987 - 49ers, 41-0 (SF) mnf
 1988 - Bears, 10-9 (S) mnf
49ers, 28-3 (S) CC
 1989 - 49ers, 26-0 (SF)
 1991 - 49ers, 52-14 (SF) mnf
1994 - 49ers, 44-15 (SF) SR
 2000 - 49ers, 17-0 (SF)
 2001 - Bears, 37-31 (S) +
 2003 - 49ers, 49-7 (SF)
 2004 - Bears, 23-13 (S) sn
 2005 - Bears, 17-9 (S)
 2006 - Bears, 41-10 (S)
 2009 - 49ers, 10-6 (SF) thu nfln
 2012 - 49ers, 32-7 (SF) mnf
 2014 - Bears, 28-20 (LE) snf
 2015 - 49ers, 26-20 (S) +
 2016 - Bears, 26-6 (S)
 2017 - 49ers, 15-14 (S)



CHICAGO BEARS ALL-TIME SERIES RESULTS



SEATTLE SEAHAWKS

W-6
L-11
T-0

1976 – Bears, 34-7 (SE)
 1978 – Seahawks, 31-29 (S)
 1982 – Seahawks, 20-14 (SE)
 1984 – Seahawks, 38-9 (SE)
 1987 – Seahawks, 34-21 (S)
 1990 – Bears, 17-0 (S)

1999 – Seahawks, 14-13 (S)
 2003 – Seahawks, 24-17 (SS)
 2006 – Bears, 37-6 (S) sn
Bears, 27-24 (S) DP +
 2007 – Seahawks, 30-23 (SS)
 2009 – Bears, 25-19 (SS)

2010 – Seahawks, 23-20 (S)
Bears, 35-24 (S) DP
 2011 – Seahawks, 38-14 (S)
 2012 – Seahawks, 23-17 (S) +
 2015 – Seahawks, 26-0 (SS)



TAMPA BAY BUCCANEERS

W-38
L-20
T-0

1977 – Bears, 10-0 (TB)
 1978 – Buccaneers, 33-19 (TB)
 Bears, 14-3 (S)
 1979 – Buccaneers, 17-13 (S)
 Bears, 14-0 (TB)
 1980 – Bears, 23-0 (S) mnf
 Bears, 14-13 (TB) sat
 1981 – Bears, 28-17 (S)
 Buccaneers, 20-10 (TB)
 1982 – Buccaneers, 26-23 (TB) +
 1983 – Bears, 17-10 (S)
 Bears, 27-0 (TB)
 1984 – Bears, 34-14 (S)
 Bears, 44-9 (TB)
 1985 – Bears, 38-28 (S)
 Bears, 27-19 (TB)
 1986 – Bears, 23-3 (TB)
 Bears, 48-14 (S)
 1987 – Bears, 20-3 (S)
 Bears, 27-26 (TB)

1988 – Bears, 28-10 (S)
 Bears, 27-15 (TB)
 1989 – Buccaneers, 42-35 (TB)
 Buccaneers, 32-31 (S)
 1990 – Bears, 26-6 (TB)
 Bears, 27-14 (S)
 1991 – Bears, 21-20 (TB)
 Bears, 27-0 (S) sat
 1992 – Bears, 31-14 (S)
 Buccaneers, 20-17 (TB)
 1993 – Bears, 47-17 (S)
 Buccaneers, 13-10 (TB)
 1994 – Bears, 21-9 (S)
 Bears, 20-6 (TB)
 1995 – Bears, 25-6 (TB)
 Bears, 31-10 (S)
 1996 – Bears, 13-10 (S)
 Buccaneers, 34-19 (TB)
 1997 – Bears, 13-7 (S)
 Buccaneers, 31-15 (TB)

1998 – Buccaneers, 27-15 (RJ)
 Buccaneers, 31-17 (S)
 1999 – Buccaneers, 6-3 (RJ)
 Buccaneers, 20-6 (S)
 2000 – Buccaneers, 41-0 (RJ)
 Bears, 13-10 (S)
 2001 – Bears, 27-24 (RJ)
 Bears, 27-3 (S)
 2002 – Buccaneers, 15-0 (IL) sn
 2004 – Buccaneers, 19-7 (RJ)
 2005 – Bears, 13-10 (RJ)
 2006 – Bears, 34-31 (S) +
 2008 – Buccaneers, 27-24 (S) +
 2011 – Bears, 24-18 (WS)
 2014 – Bears, 21-13 (S)
 2015 – Bears, 26-21 (RJ)
 2016 – Buccaneers, 36-10 (RJ)
 2017 – Buccaneersm 29-7 (RJ)



TENNESSEE TITANS

W-6
L-6
T-0

1973 – Bears, 35-14 (S)
 1977 – Oilers, 47-0 (H)
 1980 – Oilers, 10-6 (S)
 1986 – Bears, 20-7 (H)

1989 – Oilers, 33-28 (S)
 1992 – Oilers, 24-7 (H) mnf
 1995 – Bears, 35-32 (S)
 1998 – Bears, 23-20 (VA)

2004 – Bears, 19-17 (CO) +
 2008 – Titans, 21-14 (S)
 2012 – Bears, 51-20 (CO)
 2016 – Titans, 27-21 (S)



WASHINGTON REDSKINS

W-23
L-26
T-1

1932 – Tie, 7-7 (BO)
 1933 – Bears, 7-0 (W)
 Redskins, 10-0 (W)
 1934 – Bears, 21-0 (BO)
 1935 – Bears, 30-14 (BO)
 1936 – Bears, 26-0 (BO)
1937 – Redskins, 28-21 (W) NFL
 1938 – Bears, 31-7 (W)
 1940 – Redskins, 7-3 (WA)
 Bears, 73-0 (WA) NFL
 1941 – Bears, 35-21 (W)
1942 – Redskins, 14-6 (WA) NFL
 1943 – Redskins, 21-7 (WA)
 Bears, 41-21 (W) NFL
 1945 – Redskins, 28-21 (WA)
 1946 – Bears, 24-20 (W)
 1947 – Bears, 56-20 (WA)

1948 – Bears, 48-13 (W)
 1949 – Bears, 31-21 (WA)
 1951 – Bears, 27-0 (WA)
 1953 – Bears, 27-24 (WA)
 1957 – Redskins, 14-3 (W)
 1964 – Redskins, 27-20 (DC)
 1968 – Redskins, 38-28 (VV)
 1971 – Bears, 16-15 (S)
 1974 – Redskins, 42-0 (DC)
 1976 – Bears, 33-7 (S)
 1978 – Bears, 14-10 (DC) sat
 1980 – Bears, 35-21 (S)
 1981 – Redskins, 24-7 (S)
1984 – Bears, 23-19 (DC) DP
 1985 – Bears, 45-10 (S)
1986 – Redskins, 27-13 (S) DP
1987 – Redskins, 21-17 (S) DP

1988 – Bears, 34-14 (DC)
 1989 – Redskins, 38-14 (DC)
 1990 – Redskins, 10-9 (DC)
 1991 – Redskins, 20-7 (S)
 1996 – Redskins, 10-3 (DC)
 1997 – Redskins, 31-8 (S)
 1999 – Redskins, 48-22 (FF)
 2001 – Bears, 20-15 (FF)
 2003 – Bears, 27-24 (S)
 2004 – Redskins, 13-10 (S)
 2005 – Redskins, 9-7 (FF)
 2007 – Redskins, 24-16 (FF) thu nfln
 2010 – Redskins, 17-14 (S)
 2013 – Redskins, 45-41 (FF)
 2015 – Redskins, 24-21 (S)
 2016 – Redskins, 41-21 (S)



ALL-TIME NFC NORTH STANDINGS

(since 2002)

	Overall record				Division record				Division Titles
	W	L	T	Pct.	W	L	T	Pct.	
Green Bay	157	98	1	.615	65	30	1	.677	02, 03, 04, 07, 11, 12, 13, 14, 16
Minnesota	131	124	1	.514	50	45	1	.526	08, 09, 15, 17
BEARS	119	137	0	.465	42	54	0	.434	05, 06, 10
Detroit	94	162	0	.354	34	62	0	.354	

2017 NFC NORTH DIVISION STANDINGS

	Overall record				Division record			
	W	L	T	Pct.	W	L	T	Pct.
Minnesota	13	3	0	.813	5	1	0	.833
Detroit	9	7	0	.563	5	1	0	.833
Green Bay	7	9	0	.438	2	4	0	.333
BEARS	5	11	0	.313	0	6	0	.000

ALL-TIME NFC CENTRAL STANDINGS

(from 1967-2001)

	Overall record				Since 1977			
	W	L	T	Pct.	W	L	T	Pct.
Minnesota	310	215	5	.590	212	177	1	.545
Division Titles: 1968, 69, 70, 71, 73, 74, 75, 76, 77, 78, 80, 89, 92, 94, 98, 2000								
Green Bay	259	261	10	.498	196	190	4	.508
Division Titles: 1967, 72, 95, 96, 97								
BEARS	258	270	2	.489	209	181	0	.536
Division Titles: 1984, 85, 86, 87, 88, 90, 2001								
Detroit	235	286	9	.452	166	223	1	.427
Division Titles: 1983, 91, 93								
Tampa Bay	148	241	1	.381	148	241	1	.381
Division Titles: 1979, 81, 99								

- There was no division winner in 1982 due to the players' strike. The top eight teams from each conference advanced to the post-season. Green Bay advanced with a 5-3-1 record.
- Tampa Bay joined the NFL as an expansion franchise in 1976 and was placed in the AFC West with the understanding that they would switch to the NFC Central in 1977.



BEARS ON MONDAY NIGHT FOOTBALL

Date	Opponent	Site	W/L	Score	Following Week	
Oct. 5, 1970	Detroit Lions	Tiger Stadium	L	14-28	L	MIN
Nov. 29, 1971	Miami Dolphins	Orange Bowl	L	3-24	L	@ DEN
Oct. 23, 1972	Minnesota Vikings	SOLDIER FIELD	W	13-10	W	@ STL
Nov. 12, 1973	Kansas City Chiefs	Arrowhead	L	7-19	L	DET
Oct. 21, 1974	Green Bay Packers	SOLDIER FIELD	W	10-9	L	@ BUF
Oct. 27, 1975	Minnesota Vikings	SOLDIER FIELD	L	9-13	L	MIA
Oct. 10, 1977	Los Angeles Rams	SOLDIER FIELD	W	24-23	L+	@MIN
Sept. 25, 1978	Minnesota Vikings	SOLDIER FIELD	L	20-24	L+	OAK
Oct. 16, 1978	Denver Broncos	Mile High	L	7-16	L	@ TB
Dec. 4, 1978	San Diego Chargers	Jack Murphy	L	7-40	W	GB
Oct. 6, 1980	Tampa Bay Buccaneers	SOLDIER FIELD	W	23-0	L	@ MIN
Nov. 3, 1980	Cleveland Browns	Cleveland	L	21-27	W	WAS
Sept. 28, 1981	Los Angeles Rams	SOLDIER FIELD	L	7-24	W	@ MIN
Oct. 19, 1981	Detroit Lions	Silverdome	L	17-48	W+	SD
Dec. 3, 1984	San Diego Chargers	Jack Murphy	L	7-20	L	GB
Oct. 21, 1985	Green Bay Packers	SOLDIER FIELD	W	23-7	W	MIN
Dec. 2, 1985	Miami Dolphins	Orange Bowl	L	24-38	W	IND
Sept. 22, 1986	Green Bay Packers	Lambeau Field	W	25-12	W	@ CIN
Nov. 3, 1986	Los Angeles Rams	SOLDIER FIELD	L	17-20	W	@ TB
Dec. 15, 1986	Detroit Lions	Silverdome	W	16-13	W	@ DAL
Sept. 14, 1987	New York Giants	SOLDIER FIELD	W	34-19	W	TB
Nov. 16, 1987	Denver Broncos	Mile High	L	29-31	W	DET
Dec. 14, 1987	San Francisco 49ers	Candlestick	L	0-41	L	@ SEA
Oct. 24, 1988	San Francisco 49ers	SOLDIER FIELD	W	10-9	L	@ NE
Dec. 5, 1988	Los Angeles Rams	Anaheim	L	3-20	W	DET
Dec. 19, 1988	Minnesota Vikings	Metrodome	L	27-28	end of season	
Oct. 2, 1989	Philadelphia Eagles	SOLDIER FIELD	W	27-13	L	@ TB
Oct. 23, 1989	Cleveland Browns	Cleveland	L	7-27	W	LA Rams
Sept. 23, 1991	New York Jets	SOLDIER FIELD	W+	19-13	L	@ BUF
Nov. 11, 1991	Minnesota Vikings	Metrodome	W	34-17	W	@ IND
Dec. 23, 1991	San Francisco 49ers	Candlestick	L	14-52	end of season	
Sept. 21, 1992	New York Giants	SOLDIER FIELD	L	14-27	W	ATL
Nov. 2, 1992	Minnesota Vikings	SOLDIER FIELD	L	10-38	L+	CIN
Dec. 7, 1992	Houston Oilers	Astrodome	L	7-24	W	PIT
Oct. 25, 1993	Minnesota Vikings	SOLDIER FIELD	L	12-19	L	@ GB
Sept. 12, 1994	Philadelphia Eagles	Veterans Stadium	L	22-30	L	MIN
Oct. 31, 1994	Green Bay Packers	SOLDIER FIELD	L	6-33	W	@ TB
Sept. 11, 1995	Green Bay Packers	SOLDIER FIELD	L	24-27	W	@ TB
Oct. 30, 1995	Minnesota Vikings	Metrodome	W	14-6	L+	PIT
Dec. 4, 1995	Detroit Lions	Silverdome	L	7-27	L	@ CIN
Sept. 2, 1996	Dallas Cowboys	SOLDIER FIELD	W	22-6	L	@ WAS
Oct. 28, 1996	Minnesota Vikings	Metrodome	W	15-13	W	TB
Sept. 1, 1997	Green Bay Packers	Lambeau Field	L	24-38	L	MIN
Oct. 27, 1997	Miami Dolphins	Pro Player Stadium	W+	36-33	L	WAS
Oct. 7, 2002	Green Bay Packers	Memorial Stadium*	L	21-34	L+	@ DET
Nov. 18, 2002	St. Louis Rams	Edward Jones Dome	L	16-21	W	DET
Dec. 9, 2002	Miami Dolphins	Pro Player Stadium	L	9-27	W	NYJ
Sept. 29, 2003	Green Bay Packers	SOLDIER FIELD	L	23-38	W	OAK
Oct. 16, 2006	Arizona Cardinals	U. of Phoenix Stadium	W	24-23	W	SF
Dec. 11, 2006	St. Louis Rams	Edward Jones Dome	W	42-27	W+	TB
Dec. 17, 2007	Minnesota Vikings	Metrodome	L	13-20	W	GB
Dec. 22, 2008	Green Bay Packers	SOLDIER FIELD	W+	20-17	L	@ HOU
Dec. 28, 2009	Minnesota Vikings	SOLDIER FIELD	W+	36-30	W	@ DET
Sept. 27, 2010	Green Bay Packers	SOLDIER FIELD	W	20-17	L	@ NYG
Dec. 20, 2010	Minnesota Vikings	TCF Bank Stadium	W	40-14	W	NYJ
Oct. 10, 2011	Detroit Lions	Ford Field	L	13-24	W	MIN



BEARS ON MONDAY NIGHT FOOTBALL (CONT)

Date	Opponent	Site	W/L	Score	Following Week	
Nov. 7, 2011	Philadelphia Eagles	Lincoln Financial Field	W	30-24	W	DET
Oct. 1, 2012	Dallas Cowboys	Cowboys Stadium	W	34-18	W	@ JAX
Oct. 22, 2012	Detroit Lions	SOLDIER FIELD	W	13-7	W	CAR
Nov. 19, 2012	San Francisco 49ers	Candlestick Park	L	7-32	W	MIN
Nov. 4, 2013	Green Bay Packers	Lambeau Field	W	27-20	L	DET
Dec. 9, 2013	Dallas Cowboys	SOLDIER FIELD	W	45-28	W	@ CLE
Sept. 22, 2014	New York Jets	MetLife Stadium	W	27-19	L	GB
Dec. 15, 2014	New Orleans Saints	SOLDIER FIELD	L	15-31	L	DET
Nov. 9, 2015	San Diego Chargers	Qualcomm Stadium	W	22-19	W	@ STL
Sept. 19, 2016	Philadelphia Eagles	SOLDIER FIELD	L	29-14	L	@ DAL
Oct. 31, 2016	Minnesota Vikings	SOLDIER FIELD	W	20-10	L	@ TB
Oct. 9, 2017	Minnesota Vikings	SOLDIER FIELD	L	20-17	W+	@BAL

+ Overtime; *Champaign, IL

Overall Record on Monday Night Football: 30-38 (Home: 16-14, Road: 14-24)

Record the week following MNF: 36-30

At home following MNF home game: 5-4; following MNF road game: 18-9

On the road following MNF home game: 8-13; following MNF road game: 5-4

MONDAY NIGHT FOOTBALL RECORDS

The following is each team's record on Monday Night Football (by appearances).

Monday Night Football

	W	L	T	Appearances		W	L	T	Appearances
Miami Dolphins	42	42		84	Buffalo Bills	18	25		43
Dallas Cowboys	46	33		79	Kansas City Chiefs	25	18		43
San Francisco 49ers	48	25		73	Atlanta Falcons	14	27		41
Denver Broncos	32	38	1	71	Indianapolis Colts	23	17		40
Washington Redskins	28	42		70	New Orleans Saints	18	22		40
Pittsburgh Steelers	45	24		69	Tennessee Titans	22	17		39
Chicago Bears	30	38		68	Cincinnati Bengals	11	24		35
Oakland Raiders	38	28	1	67	Detroit Lions	16	17	1	34
Green Bay Packers	31	32	1	64	Seattle Seahawks	23	9		32
New York Giants	24	38	1	63	Cleveland Browns	15	15		30
Philadelphia Eagles	34	27		61	Arizona Cardinals	9	16	1	26
Minnesota Vikings	30	30		60	Baltimore Ravens	12	11		23
Los Angeles Rams	26	32		58	Tampa Bay Buccaneers	11	10		21
New York Jets	21	32		53	Carolina Panthers	10	6		16
New England Patriots	24	25		49	Jacksonville Jaguars	8	7		15
Los Angeles Chargers	22	23		45	Houston Texans	4	8		12



BEARS ON SUNDAY NIGHT FOOTBALL

Date	Opponent	Site	W/L	Score	Following Week	
12/6/1987	Minnesota Vikings	Metrodome	W	30-24	L	@ SF
12/3/1989	Minnesota Vikings	Metrodome	L	16-27	L	DET
12/16/1990	Detroit Lions	Silverdome	L	21-38	W	TB
11/8/1992	Cincinnati Bengals	SOLDIER FIELD	L+	28-31	L	@ TB
11/14/1993	San Diego Chargers	Qualcomm Stadium	W	16-13	W	@ KC
9/25/1994	New York Jets (TNT)	Meadowlands	W	19-7	W	BUF
10/5/1997	New Orleans (TNT)	SOLDIER FIELD	L	17-20	L	GB
12/14/1997	St. Louis Rams	Trans World Dome	W	13-10	L	@ TB
11/15/1998	Detroit Lions	Silverdome	L	3-26	L	@ ATL
12/6/1998	Minnesota Vikings	Metrodome	L	22-48	L	@ GB
10/15/2000	Minnesota Vikings	SOLDIER FIELD	L	16-28	L	@ PHI
12/3/2000	Green Bay Packers	SOLDIER FIELD	L	6-28	W	NE
11/25/2001	Minnesota Vikings	Metrodome	W	13-6	W	DET
12/29/2002	Tampa Bay Buccaneers	Memorial Stadium*	L	0-15	end of season	
9/14/2003	Minnesota Vikings	Metrodome	L	13-24	L	@ GB
10/31/2004	San Francisco 49ers	SOLDIER FIELD	W	23-13	W	@ NYG
12/18/2005	Atlanta Falcons	SOLDIER FIELD	W	16-3	W	@ GB
10/1/2006	Seattle Seahawks	SOLDIER FIELD	W	37-6	W	BUF
11/12/2006	New York Giants	Giants Stadium	W	38-20	W	@ NYJ
12/31/2006	Green Bay Packers	SOLDIER FIELD	L	7-26	end of season	
9/23/2007	Dallas Cowboys	SOLDIER FIELD	L	34-10	L	@ DET
10/7/2007	Green Bay Packers	Lambeau Field	W	27-20	L	MIN
9/7/2008	Indianapolis Colts	Lucas Oil Field	W	29-13	L	@ CAR
9/28/2008	Philadelphia Eagles	SOLDIER FIELD	W	24-20	W	@ DET
11/30/2008	Minnesota Vikings	Metrodome	L	14-34	W	JAX
9/13/2009	Green Bay Packers	Lambeau Field	L	15-21	W	PIT
10/18/2009	Atlanta Falcons	Georgia Dome	L	14-21	L	@ CIN
11/22/2009	Philadelphia Eagles	SOLDIER FIELD	L	20-24	L	@ MIN
10/3/2010	New York Giants	New Meadowlands	L	3-17	W	@ CAR
10/16/2011	Minnesota Vikings	SOLDIER FIELD	W	39-10	W	@ TB
12/25/2011	Green Bay Packers	Lambeau Field	L	21-35	W	@ MIN
11/11/2012	Houston Texans	SOLDIER FIELD	L	6-13	L	@ SF
9/22/2013	Pittsburgh Steelers	Heinz Field	W	40-23	L	@ DET
12/22/2013	Philadelphia Eagles	Lincoln Financial Field	L	11-54	L	@ GB
9/14/2014	San Francisco 49ers	Levi's Stadium	W	28-20	W	@ NYJ
11/9/2014	Green Bay Packers	Lambeau Field	L	14-55	W	MIN
11/26/2015#	Green Bay Packers	Lambeau Field	W	17-13	L	SF
9/25/2016	Dallas Cowboys	AT&T Stadium	L	31-17	W	DET

+ Overtime; *Champaign, IL; #Thanksgiving night, special edition of Sunday Night Football

Overall Record on Sunday Night Football: 16-22 (Home: 5-9, Road: 11-13)

Record the week following SNF: 18-18

At home following SNF home game: 2-1; following SNF road game: 7-3

On the road following SNF home game: 4-5; following SNF road game: 5-9

On two occasions, the Bears ended the regular season with a Sunday night game (2002, 2006).



BEARS ON SATURDAY

Date	Opponent	Site	W/L	Score	Following Week	
12/5/1925	Frankford Yellow Jackets	Philadelphia	W	14-7	W	@NYG
12/12/1925	Detroit Panthers	Detroit	L	21-0	L	NYG
12/4/1926	Frankford Yellow Jackets	Philadelphia	L	7-6	W	PTM
12/3/1927	Frankford Yellow Jackets	Philadelphia	T	0-0	W	FYJ
12/15/1928	Frankford Yellow Jackets	Philadelphia	L	19-0	--	--
11/16/1929	Frankford Yellow Jackets	Philadelphia	L	20-14	L	@NYG
11/22/1930	Frankford Yellow Jackets	Philadelphia	W	13-6	W	CHC
10/5/1957	Baltimore Colts	Baltimore	L	21-10	L	SF
10/4/1958	Baltimore Colts	Baltimore	L	51-38	W	SF
10/3/1959	Baltimore Colts	Baltimore	W	26-21	L	LAN
9/23/1961	Los Angeles Rams	Los Angeles	W	21-17	L	@GB
12/5/1964	Green Bay Packers	Chicago	L	17-3	L	MIN
9/25/1965	Los Angeles Rams	Los Angeles	L	30-28	L	@GB
12/6/1969	San Francisco 49ers	San Francisco	L	42-21	L	GB
9/19/1970	New York Giants	New York	W	24-16	W	PHI
12/5/1970	Minnesota Vikings	Minneapolis	L	16-13	W	GB
12/16/1978	Washington Redskins	Washington	W	14-10	--	--
12/20/1980	Tampa Bay Buccaneers	Tampa Bay	W	14-13	--	--
12/14/1985	New York Jets	New York	W	19-6	W	@DET
12/29/1990	Kansas City Chiefs	Chicago	L	21-10	--	--
12/14/1991	Tampa Bay Buccaneers	Chicago	W	27-0	L	@SF
12/18/1993	Denver Broncos	Chicago	L	13-3	L	DET
12/24/1994	New England Patriots	Chicago	L	13-3	--	--
12/14/1996	San Diego Chargers	Chicago	W	27-14	L	@TB
12/24/2016	Washington Redskins	Chicago	L	41-21	L	@MIN
12/16/2017	Detroit Lions	Detroit	L	20-10	W	CLE

Overall Record Playing on Saturday: 10-15-1 (Home: 2-5, Road: 8-10-1)

Record the week following a Saturday game: 9-12

At home following home Saturday game: 0-2; following a Saturday road game: 7-4

On the road following a Saturday home game: 0-3; following a Saturday road game: 2-3



BEARS ON THURSDAY NIGHT FOOTBALL

Date	Opponent	Site	W/L	Score	Following Week	
9/19/1985	Minnesota Vikings	Metrodome	W	33-24	W	WAS
10/17/1991	Green Bay Packers	Lambeau Field	W	10-0	W	@ NO
12/1/1994	Minnesota Vikings	Metrodome	L	23-33	L	@ GB
12/6/2007	Washington Redskins	FedEx Field	L	16-24	L	@ MIN
12/11/2008	New Orleans Saints	SOLDIER FIELD	W+	27-24	W+	GB
11/12/2009	San Francisco 49ers	3COM Park	L	6-10	L	PHI
11/18/2010	Miami Dolphins	Sun Life Stadium	W	16-0	W	PHI
9/13/2012	Green Bay Packers	Lambeau Field	L	10-23	W	STL
10/10/2013	New York Giants	SOLDIER FIELD	W	27-21	L	@ WAS
12/15/2014	New Orleans Saints	SOLDIER FIELD	L	15-31	L	DET
10/20/2016	Green Bay Packers	Lambeau Field	L	26-10	W	MIN
9/28/2017	Green Bay Packers	Lambeau Field	L	35-14	L	MIN

Overall Record on Thursday Night Football: 5-7 (Home: 2-1, Road: 3-6)

SUNDAY NIGHT FOOTBALL RECORDS

The following is each team's record on Sunday Night Football (by appearances).

Sunday Night Football

	W	L	T	Appearances		W	L	T	Appearances
Dallas Cowboys	32	31		63	San Francisco 49ers	13	14		27
New York Giants	22	31	1	54	Arizona Cardinals	10	15	1	26
Denver Broncos	28	22		50	Baltimore Ravens	13	12		25
Pittsburgh Steelers	29	20		49	New York Jets	10	13		23
New England Patriots	28	19		47	Los Angeles Rams	10	12		22
Indianapolis Colts	20	26		46	Kansas City Chiefs	14	8		22
Philadelphia Eagles	23	19		42	Buffalo Bills	10	10		20
Green Bay Packers	26	14		40	Tennessee Titans	11	9		20
Oakland Raiders	19	20		39	Atlanta Falcons	10	10		20
Chicago Bears	16	22		38	Cincinnati Bengals	3	15		18
Washington Redskins	19	17	1	37	Tampa Bay Buccaneers	6	12		18
Seattle Seahawks	23	13	1	37	Detroit Lions	5	13		18
Minnesota Vikings	19	17		36	Carolina Panthers	6	11		17
Los Angeles Chargers	16	18		34	Jacksonville Jaguars	5	6		11
New Orleans Saints	19	14		33	Cleveland Browns	1	9		10
Miami Dolphins	19	9		28	Houston Texans	3	7		10



BEARS ON CHRISTMAS DAY

Date	Opponent	Score	Date	Opponent	Score
12/25/2005	@ Green Bay	24-17	12/25/2011	@ Green Bay	21-35

Overall Record on Christmas Day: 1-1-0 (Home: 0-0-0, Road: 1-1-0)

BEARS ON NEW YEAR'S DAY

Date	Opponent	Score	Date	Opponent	Score
1/1/1995	@ Minnesota*	35-18	1/1/2012	@ Minnesota	17-13
1/1/2006	@ Minnesota	10-34	1/1/2017	@ Minnesota	38-10

*Playoff game

Overall Record on New Year's Day: 2-2-0 (Home: 0-0-0, Road: 2-1-0)

BEARS ON THANKSGIVING DAY

Date	Opponent	Score	Date	Opponent	Score
11/25/1920	@ Chicago Tigers	6-0	11/25/1937	@ Detroit Lions	13-0
11/24/1921	vs. Buffalo All-Americans	6-7	11/24/1938	@ Detroit Lions	7-14
11/30/1922	@ Chicago Cardinals	0-6	11/27/1947	@ Detroit Lions	34-14
11/29/1923	vs. Chicago Cardinals	3-0	11/24/1949	@ Detroit Lions	28-7
11/27/1924	@ Chicago Cardinals	21-0	11/27/1952	@ Dallas Texans*	23-27
11/26/1925	vs. Chicago Cardinals	0-0	11/26/1964	@ Detroit Lions	27-24
11/25/1926	vs. Chicago Cardinals	0-0	11/24/1977	@ Detroit Lions	31-14
11/24/1927	vs. Chicago Cardinals	0-3	11/22/1979	@ Detroit Lions	9-20
11/29/1928	vs. Chicago Cardinals	34-0	11/27/1980 +	@ Detroit Lions	23-17
11/28/1929	@ Chicago Cardinals	6-40	11/26/1981	@ Dallas Cowboys	9-10
11/27/1930	vs. Chicago Cardinals	6-0	11/28/1991	@ Detroit Lions	6-16
11/26/1931	vs. Chicago Cardinals	18-7	11/25/1993	@ Detroit Lions	10-6
11/24/1932	vs. Chicago Cardinals	34-0	11/27/1997	@ Detroit Lions	20-55
11/30/1933	vs. Chicago Cardinals	22-6	11/25/1999	@ Detroit Lions	17-21
11/29/1934	@ Detroit Lions	19-16	11/25/2004	@ Dallas Cowboys	7-21
11/28/1935	@ Detroit Lions	2-14	11/27/2014	@ Detroit Lions	17-34
11/26/1936	@ Detroit Lions	7-13	11/26/2015	@ Green Bay Packers	17-13

* Akron, Ohio; + Overtime

Overall Record on Thanksgiving: 17-15-2 (Home: 6-2-2, Road: 11-13-0)

BEARS IN OVERTIME

Since overtime was adopted in 1974, the Bears have played in 42 extra periods (43 including a playoff win at home versus Seattle) – which ranks third behind Denver (44) and Minnesota (43). Chicago's 23 overtime wins is tied for third with Arizona, trailing Denver's NFL leading 25 OT wins and Washington (24).

Date	Coin flip winner	Site	Opponent	Score	Elapsed
Oct. 16, 1977	CHICAGO	Minnesota	Minnesota Vikings	L 16-22	6:45
Dec. 18, 1977	NY Giants	New York	New York Giants	W 12-9	14:51
Oct. 1, 1978	CHICAGO	CHICAGO	Oakland Raiders	L 19-25	5:19
Sept. 7, 1980	CHICAGO	Green Bay	Green Bay Packers	L 6-12	6:00
Nov. 27, 1980	CHICAGO	Detroit	Detroit Lions	W 23-17	0:21
Dec. 14, 1980	Cincinnati	CHICAGO	Cincinnati Bengals	L 14-17	4:23
Oct. 25, 1981	CHICAGO	CHICAGO	San Diego Chargers	W 20-17	9:30
Nov. 8, 1981	CHICAGO	Kansas City	Kansas City Chiefs	W 16-13	13:07
Jan. 2, 1983	CHICAGO	Tampa Bay	Tampa Bay Buccaneers	L 23-26	3:14



CHICAGO BEARS OVERTIME RESULTS

BEARS IN OVERTIME (CONT)

Sept. 18, 1983	CHICAGO	New Orleans	New Orleans Saints	L	31-34	10:57
Sept. 25, 1983	Baltimore	Baltimore	Baltimore Colts	L	19-22	4:51
Sept. 14, 1986	Philadelphia	CHICAGO	Philadelphia Eagles	W	13-10	5:56
Nov. 30, 1986	CHICAGO	CHICAGO	Pittsburgh Steelers	W	13-10	3:55
Nov. 18, 1990	Denver	Denver	Denver Broncos	W	16-13	13:14
Dec. 2, 1990	CHICAGO	CHICAGO	Detroit Lions	W	23-17	10:57
Sept. 23, 1991	NY Jets	CHICAGO	New York Jets	W	19-13	14:42
Nov. 24, 1991	Miami	CHICAGO	Miami Dolphins	L	13-16	4:11
Nov. 8, 1992	CHICAGO	CHICAGO	Cincinnati Bengals	L	28-31	8:39
Nov. 27, 1994	Arizona	Arizona	Arizona Cardinals	W	19-16	8:11
Dec. 1, 1994	CHICAGO	Minnesota	Minnesota Vikings	L	27-33	5:46
Nov. 5, 1995	CHICAGO	CHICAGO	Pittsburgh Steelers	L	34-37	8:19
Oct. 27, 1997	Miami	Miami	Miami Dolphins	W	36-33	9:25
Nov. 14, 1999	Minnesota	CHICAGO	Minnesota Vikings	L	24-27	3:56
Nov. 21, 1999	CHICAGO	San Diego	San Diego Chargers	W	23-20	4:58
Oct. 28, 2001	San Francisco	CHICAGO	San Francisco 49ers	W	37-31	0:16 *
Nov. 4, 2001	CHICAGO	CHICAGO	Cleveland Browns	W	27-21	2:50
Sept. 29, 2002	CHICAGO	Buffalo	Buffalo Bills	L	27-33	1:58
Oct. 20, 2002	Detroit	Detroit	Detroit Lions	L	20-23	4:48
Nov. 24, 2002	Detroit	CHAMPAIGN	Detroit Lions	W	20-17	6:02
Nov. 14, 2004	CHICAGO	Tennessee	Tennessee Titans	W	19-17	3:17 **
Oct. 30, 2005	Detroit	Detroit	Detroit Lions	W	19-13	6:17
Dec. 17, 2006	Tampa Bay	CHICAGO	Tampa Bay Buccaneers	W	34-31	11:19
Jan. 14, 2007	Seattle	CHICAGO	Seattle Seahawks	W	27-24	4:53 #
Nov. 25, 2007	CHICAGO	CHICAGO	Denver Broncos	W	37-34	4:41
Sept. 21, 2008	Tampa Bay	CHICAGO	Tampa Bay Buccaneers	L	24-27	10:39
Dec. 11, 2008	CHICAGO	CHICAGO	New Orleans Saints	W	27-24	2:46
Dec. 22, 2008	CHICAGO	CHICAGO	Green Bay Packers	W	20-17	3:32
Dec. 28, 2009	CHICAGO	CHICAGO	Minnesota Vikings	W	36-30	5:45
Dec. 11, 2011	CHICAGO	Denver	Denver Broncos	L	10-13	6:20
Dec. 2, 2012	Seattle	CHICAGO	Seattle Seahawks	L	17-23	7:40
Nov. 17, 2013	Baltimore	CHICAGO	Baltimore Ravens	W	23-20	6:19
Dec. 1, 2013	CHICAGO	Minnesota	Minnesota Vikings	L	20-23	13:17
Sept. 7, 2014	CHICAGO	CHICAGO	Buffalo Bills	L	20-23	5:14
Oct. 18, 2015	Detroit	Detroit	Detroit Lions	L	34-37	12:31
Dec. 6, 2015	San Francisco	CHICAGO	San Francisco 49ers	L	20-26	2:10
Sept. 24, 2017	Pittsburgh	CHICAGO	Pittsburgh Steelers	W	23-17	3:21
Oct. 15, 2017	Baltimore	Baltimore	Baltimore Ravens	W	27-24	3:26

26-21 overall: 16-10 at home; 10-11 on the road.

#Includes one playoff win.

*NFL record for shortest OT, since eclipsed when Jets beat Buffalo 37-31 with 14 seconds elapsed on 9/8/2002.

**Only the second overtime game to end with a safety. The other was Minnesota vs. the L.A. Rams on 11/5/1989.

BEARS IN THE PLAYOFFS

Bears vs.:	Carolina	0-1 (.000)
	Dallas	0-2 (.000)
	Green Bay	1-1 (.500)
	Indianapolis	0-1 (.000)
	Los Angeles Rams	1-1 (.500)
	Minnesota	1-0 (1.000)
	New England	1-0 (1.000)
	New Orleans	2-0 (1.000)
	New York Giants	5-3 (.625)
	Philadelphia	1-2 (.333)
	San Francisco	0-3 (.000)
	Seattle	2-0 (1.000)
	Washington	3-4 (.429)

Playoff record: 17-18 (.486)

Record at home: 12-8 (.600)

NFL Championship/Super Bowl game record:
7-5 (.583)

NFC Central Division Championships:
1984, 85, 86, 87, 88, 90, 2001

NFC North Division Championships:
2003, 05, 06, 10



BEARS FIRST TEAM ALL-PROS

1931 - Harold "Red" Grange (B)	1950 - Dick Barwegan (G) George Connor (T) Johnny Lujack (B)	1972 - Dick Butkus (LB)
1932 - Jules "Zuck" Carlson (G) Luke Johnsos (E) Bronko Nagurski (B)	1951 - Dick Barwegan (G) George Connor (T)	1976 - Wally Chambers (DT) Walter Payton (RB)
1933 - Bill Hewitt (E) Joe Kopcha (G) Bronko Nagurski (B)	1952 - George Connor (T)	1977 - Walter Payton (RB)
1934 - Beattie Feathers (B) Bill Hewitt (E) Joe Kopcha (G) Bronko Nagurski (B)	1953 - George Connor (T)	1980 - Walter Payton (RB)
1935 - William Karr (E) Joe Kopcha (G) George Musso (T)	1955 - Bill George (G) Harlon Hill (E) Stan Jones (G) Bill Wightkin (T)	1981 - Gary Fencik (S)
1937 - George Musso (T) Joe Stydahar (T)	1956 - Rick Casares (FB) Bill George (NG) Harlon Hill (LE) Stan Jones (LG) Larry Strickland (C)	1984 - Dan Hampton (DT) Walter Payton (RB) Mike Singletary (LB)
1938 - Dan Fortman (G) Joe Stydahar (T)	1957 - Bill George (NG)	1985 - Jimbo Covert (T) Richard Dent (DE) Steve McMichael (DT) Walter Payton (RB) Mike Singletary (LB)
1939 - Dan Fortman (G) Bill Osmanski (B) Joe Stydahar (T)	1958 - Bill George (NG)	1986 - Jimbo Covert (T) Wilber Marshall (OLB) Mike Singletary (ILB)
1940 - Dan Fortman (G) Joe Stydahar (T)	1959 - Stan Jones (RG) Bill George (NG)	1987 - Steve McMichael (DT) Mike Singletary (ILB)
1941 - Dan Fortman (G) Sid Luckman (B) George McAfee (B) Bulldog Turner (C)	1960 - Bill George (LB)	1988 - Jay Hilgenberg (C) Mike Singletary (ILB)
1942 - Lee Artoe (T) Gary Famiglietti (B) Dan Fortman (G) Sid Luckman (B) Bulldog Turner (C)	1961 - Bill George (LB)	1989 - Jay Hilgenberg (C) Mike Singletary (ILB)
1943 - Harry Clark (B) Dan Fortman (G) Sid Luckman (B) Bulldog Turner (C)	1963 - Doug Atkins (DE) Mike Ditka (E) Joe Fortunato (LB) Bill George (LB) Richie Petitbon (S) Roosevelt Taylor (S)	1991 - Mike Singletary (ILB)
1944 - Sid Luckman (B) Bulldog Turner (C)	1964 - Mike Ditka (E) Joe Fortunato (LB) Johnny Morris (FL)	1999 - Glyn Milburn (KR)
1946 - Bulldog Turner (C)	1965 - Dick Butkus (LB) Joe Fortunato (LB) Gale Sayers (RB)	2001 - Mike Brown (S) Brian Urlacher (ILB) Ted Washington (DT)
1947 - Sid Luckman (B) Bulldog Turner (C)	1966 - Gale Sayers (RB)	2002 - Brian Urlacher (ILB)
1948 - Bulldog Turner (C)	1967 - Gale Sayers (RB)	2005 - Lance Briggs (OLB) Brian Urlacher (ILB)
	1968 - Dick Butkus (LB) Gale Sayers (RB)	2006 - Robbie Gould (K) Devin Hester (KR) Olin Kreutz (C) Brian Urlacher (ILB)
	1969 - Dick Butkus (LB) Gale Sayers (RB)	2007 - Devin Hester (KR)
	1970 - Dick Butkus (LB) Dick Gordon (WR)	2010 - Devin Hester (PR) Julius Peppers (DE)
		2012 - Brandon Marshall (WR) Charles Tillman (CB)



BEARS IN THE PRO BOWL

1/15/39	Del Bjork, T (1) Joe Stydahar, T (1)		Harry "Chick" Jagade,* (1) Ed Sprinkle, DE (4)	1/12/64	Doug Atkins, DE (7) Mike Ditka, TE (3) Joe Fortunato, LB (3) Joe Marconi, RB (1) Richie Petitbon, DB (2) Mike Pyle, C (1) Roosevelt Taylor, DB (1) Bill Wade, QB (1)
1/14/40	Joe Stydahar, T (2) George Musso, G (1)	1/15/56	Ed Brown, QB (1) Rick Casares, RB (1) Bill George, LB (2) Harlon Hill, WR (2) Jack Hoffman, E (2) Stan Jones, G (1) Bill Wightkin, T (1)	1/10/65	Mike Ditka, TE (4) Joe Fortunato, LB (4) Johnny Morris,* FL (2)
12/29/40	As Champions of the 1940 season the Bears faced the NFL All-Stars	1/13/57	Ed Brown, QB (2) JC Caroline, HB (1) Rick Casares, RB (2) Bill George, LB (3) Harlon Hill, WR (3) Stan Jones, G (2) McNeil Moore, HB (1) Larry Strickland, C (1)	1/15/66	Doug Atkins, DE (8) Dick Butkus, LB (1) Mike Ditka, TE (5) Joe Fortunato, LB (5) Gale Sayers, RB (1)
1/4/42	As Champions of the 1941 season the Bears faced the NFL All-Stars	1/12/58	Doug Atkins, DE (1) Rick Casares, RB (3) Bill George, LB (4) Kline Gilbert, T (1) Stan Jones, G (3)	1/22/67	Dick Butkus, LB (2) Richie Petitbon, DB (3) Gale Sayers,† RB (2)
12/27/42	Lee Artoe, T (1) Young Bussey, QB (1) Chuck Drulis, G (1) Gary Famiglietti, HB (1) Dan Fortmann, G (1) Ed Kolman, T (1) Sid Luckman, QB (1) Frank Maznicki, HB (1) John Petty, FB (1) John Siegal, E (1) George Wilson, E (1)	1/11/59	Doug Atkins, DE (2) Rick Casares, RB (4) Joe Fortunato, LB (1) Willie Galimore, RB (1) Bill George, LB (5) Stan Jones, G (4) Fred Williams, DT (3)	1/21/68	Dick Butkus, LB (3) Gale Sayers,† RB (3) Richie Petitbon, DB (4)
1/14/51	Dick Barwegan, G (1) Ray Bray, G (1) George Connor, T/LB (1) Fred Davis, T (1) Johnny Lujack, QB (1) Ed Sprinkle, DE (1) Bulldog Turner, C/LB (1)	1/17/60	Doug Atkins, DE (3) Erich Barnes, DB (1) Rick Casares, RB (5) Bill George, LB (6) Stan Jones, G (5) Fred Williams, DT (4)	1/19/69	Dick Butkus, LB (4) Gale Sayers,* RB (4) Roosevelt Taylor, DB (2)
1/12/52	Dick Barwegan, G (2) Ray Bray, G (2) George Connor, T/LB (2) John Dottley, RB (1) Johnny Lujack, QB (2) Ed Sprinkle, DE (2) Bulldog Turner, C/LB (2)	1/15/61	Doug Atkins, DE (4) Bill George, LB (7) Stan Jones, G (6) Johnny Morris, FL (1)	1/18/70	Dick Butkus, LB (5) Gale Sayers,† RB (5)
1/10/53	Dick Barwegan, G (3) George Connor, T/LB (3) Gene Schroeder, E (1) Ed Sprinkle, DE (3) Fred Williams, DT (1)	1/14/62	Doug Atkins, DE (5) Mike Ditka, TE (1) Bill George, LB (8) Stan Jones, G (7)	1/24/71	Dick Butkus, LB (6) Dick Gordon,* WR (1) Bobby Joe Green, P (1) Cecil Turner, KR (1)
1/17/54	George Connor, T/LB (4) Jack Hoffman, E (1) Don Kindt, HB (1) Fred Williams, DT (2)	1/13/63	Doug Atkins, DE (6) Mike Ditka, TE (2) Joe Fortunato, LB (2) Richie Petitbon, DB (1)	1/23/72	Dick Butkus, LB (7) Dick Gordon, WR (2)
1/16/55	Bill Bishop, T (1) Bill George, LB (1) Harlon Hill, WR (1)			1/21/73	Dick Butkus, LB (8) Ron Smith, KR (1)
				1/20/74	Wally Chambers, DT (1)
				1/20/75	None
				1/26/76	Wally Chambers, DT (2)
				1/17/77	Wally Chambers, DT (3) Walter Payton, RB (1)
				1/23/78	Allan Ellis, CB (1) Walter Payton,† RB (2)



BEARS IN THE PRO BOWL

1/29/79	Walter Payton, RB (3)	2/3/91	Neal Anderson,* RB (3) Mark Bortz,* G (2) Mark Carrier, S (1) Richard Dent, DE (3) Jay Hilgenberg, C (6) Mike Singletary, LB (8)	2/10/07	Brendon Ayanbadejo, ST (1) Lance Briggs,* LB (2) Robbie Gould, PK (1) Tommie Harris,* DT (2) Devin Hester, KR (1) Olin Kreutz,* C (6) Brian Urlacher,* LB (6) Ruben Brown, G (1, 9)
1/27/80	Walter Payton, RB (4)	2/2/92	Neal Anderson,* RB (4) Mark Carrier, S (2) Shaun Gayle, S (1) Jay Hilgenberg, C (7) Mike Singletary, LB (9)	2/10/08	Brendon Ayanbadejo, ST (2) Lance Briggs,* LB (3) Tommie Harris,* DT (3) Devin Hester, KR (2)
2/1/81	Gary Fencik, S (1) Dan Hampton, DE (1) Walter Payton, RB (5)	2/7/93	Mike Singletary, LB (10)	2/8/09	Lance Briggs, LB (4)
1/31/82	Gary Fencik, S (2)	2/6/94	Mark Carrier, S (3) Richard Dent, DE (4) Donnell Woolford, CB (1)	1/31/10	Lance Briggs,* LB (5) Johnny Knox, KR (1)
2/6/83	Dan Hampton, DT (2)	2/5/95	None	1/30/11	Lance Briggs,* LB (6) Devin Hester, KR (3) Julius Peppers, DE (1, 6) Brian Urlacher,* LB (7)
1/29/84	Walter Payton, RB (6) Mike Singletary, LB (1)	2/2/97	None	2/5/12	Lance Briggs,* LB (7) Matt Forté, RB (1) Corey Graham, ST (1) Julius Peppers, DE (2, 7) Charles Tillman, CB (1) Brian Urlacher,* LB (8)
1/27/85	Todd Bell, S (1) Richard Dent, DE (1) Dan Hampton, DT (3) Walter Payton, RB (7) Mike Singletary, LB (2)	2/1/98	None	1/27/13	Tim Jennings, CB (1) Brandon Marshall,* WR (1, 4) Henry Melton, DT (1) Julius Peppers, DE (3, 8) Charles Tillman, CB (2)
2/2/86	Jim Covert, T (1) Richard Dent, DE (2) Dave Duerson, S (1) Dan Hampton, DE (4) Jay Hilgenberg, C (1) Jim McMahon, QB (1) Walter Payton, RB (8) Mike Singletary, LB (3) Otis Wilson, LB (1)	2/7/99	None	1/26/14	Matt Forté, RB (2) Alshon Jeffery, WR (1) Tim Jennings, CB (2) Kyle Long, G (1) Brandon Marshall, WR (2, 5)
2/1/87	Jim Covert, T (2) Dave Duerson, S (2) Wilber Marshall, LB (1) Steve McMichael, DT (1) Jay Hilgenberg, C (2) Walter Payton, RB (9) Mike Singletary, LB (4)	2/6/00	Glyn Milburn, KR (1, 2)	1/25/15	Martellus Bennett, TE (1) Kyle Long, G (2)
2/7/88	Dave Duerson, S (3) Jay Hilgenberg, C (3) Wilber Marshall, LB (2) Steve McMichael, DT (2) Mike Singletary, LB (5)	2/4/01	Brian Urlacher, LB (1)	1/31/16	Kyle Long, T (3)
1/29/89	Neal Anderson, RB (1) Mark Bortz, G (1) Dave Duerson, S (4) Jay Hilgenberg, C (4) Mike Singletary, LB (6)	2/9/02	Olin Kreutz, C (1) Brian Urlacher, LB (2) Ted Washington, DT (1, 4) Larry Whigham, S (1, 2) James Williams, OT (1)	1/29/17	Josh Sitton, G (1, 4) Jordan Howard, RB (1)
2/4/90	Neal Anderson,* RB (2) Jay Hilgenberg, C (5) Mike Singletary, LB (7)	2/2/03	Marty Booker, WR (1) Olin Kreutz, C (2) Brian Urlacher, LB (3)		
		2/8/04	Jerry Azumah, KR (1) Olin Kreutz,* C (3) Brian Urlacher, LB (4)		
		2/13/05	Olin Kreutz,* C (4)		
		2/12/06	Lance Briggs, LB (1) Mike Brown,* S (1) Tommie Harris, DT (1) Olin Kreutz,* C (5) Brian Urlacher,* LB (5) Nathan Vasher, CB (1)		

* Did not play due to injury; † Denotes game's outstanding player; () Number in parentheses indicates Pro Bowl appearances. If multiple numbers are listed, Bears total listed first followed by total appearances



Charles Tillman receives the Gladiator statue from NFL Commissioner Roger Goodell upon being named the 2013 Walter Payton Man of the Year.

The Walter Payton NFL Man of the Year Award is the only NFL award that recognizes a player for his community service activities as well as his excellence on the field. Renamed in 1999 for the legendary Chicago Bears Pro Football Hall of Fame running back, the Walter Payton NFL Man of the Year Award has been given annually since 1970.

Chicago Bears cornerback Charles Tillman was named the 2013 Walter Payton Man of the Year, marking the fifth Chicago Bears player to be honored with the award -- tied with the Kansas City Chiefs for the most among NFL franchises -- joining Payton (1977), Dave Duerson (1987), Mike Singletary (1990) and Jim Flanigan (2000).

Tillman joins an esteemed list of winners of the annual award, including 17 Pro Football Hall of Famers. Recent winners of the Walter Payton NFL Man of the Year Award include Anquan Boldin, San Francisco (2016); Thomas Davis, Carolina Panthers (2015); Jason Witten, Dallas Cowboys (2012); Matt Birk, Baltimore Ravens (2011) and Madiou Williams, Minnesota Vikings (2010).

All 32 team nominees for the award receive a \$1,000 donation from NFL Foundation to the charity of their choice. The three Man of the Year finalists received an additional \$5,000 donation in their name. The selection panel is comprised of NFL Commissioner Roger Goodell, former NFL Commissioner Paul Tagliabue, Connie Payton, Pro Football Hall of Fame members Frank Gifford and Anthony Munoz, the previous year's winner and Sports Illustrated football writer Peter King.

The winner of the Walter Payton NFL Man of the Year Award receives the Gladiator statue, an original art creation by the noted sculptor, Daniel Schwartz, and the player's favorite charity receives a \$50,000 donation in his name. In addition, the other 31 finalists receive donations in their name of \$5,000 each to charities of their choice.

MAN OF THE YEAR NOMINEES/WINNERS

Bears Nominees (since 1997)

1997: Barry Minter (LB)
 1998: Jim Flanigan (DT)
 1999: Jim Flanigan (DT)
 2000: Jim Flanigan (DT)
 2001: Marcus Robinson (WR)
 2002: Philip Daniels (DE)
 2003: Philip Daniels (DE)
 2004: John Tait (T)
 2005: Bobby Wade (WR)
 2006: Roberto Garza (C)
 2007: Charles Tillman (CB)
 2008: Charles Tillman (CB)
 2009: Israel Idonije (DE)

2010: Israel Idonije (DE)
 2011: Charles Tillman (CB)
 2012: Charles Tillman (CB)
 2013: Charles Tillman (CB)
 2014: Jay Cutler (QB)
 2015: Matt Forté (RB)
 2016: Sam Acho (LB)
 2017: Sam Acho (LB)

Bears Winners (since 1970)

2013 Charles Tillman (CB)
 2000* Jim Flanigan (DT)
 1990 Mike Singletary (LB)
 1987 Dave Duerson (S)
 1977 Walter Payton (RB)

*The award was shared in 2000 with Derrick Brooks.

In memory of Brian Piccolo, each season since 1970 a Bears rookie has been honored with the Brian Piccolo Award. In 1992, the award was expanded to include a veteran as well. The Piccolo Award is a special honor voted on by Bears players only, who select a teammate they feel best exemplifies the courage, loyalty, teamwork, dedication and sense of humor of the late Brian Piccolo.

Brian Piccolo signed with the Bears as a free agent out of Wake Forest in 1965 - the same year Hall of Famer Gale Sayers was drafted. The two became roommates, and Piccolo's support of Sayers through a devastating knee injury, as well as Sayers' devotion when Piccolo was stricken with cancer in 1969, became the stuff of legend. Piccolo was in his fourth season when a chest x-ray revealed a malignancy. Several months later on June 16, 1970, he died at age 26 from embryonal cell carcinoma.

Following his death, the Brian Piccolo Cancer Research Fund was established and proceeds were sent to the Sloan-Kettering Cancer Center in New York for research on embryonal cell carcinoma. At the time Piccolo died, the disease was 100% fatal, but today the cure rate is more than 95%.

With that victory, proceeds from the Brian Piccolo Cancer Research Fund now benefits breast cancer research at Rush Medical Center and provides support to the Clearbrook Center for the developmentally disabled in Arlington Heights.

Since turning its attention to the fight against breast cancer, the Brian Piccolo Cancer Research Fund, as well as all those who have generously joined in its efforts, has raised over \$8 million for research since 1991. The fund remains active and welcomes the interest of contributions of others who share its commitment to breast cancer research and to the memory of Brian Piccolo.



ALL-TIME PICCOLO AWARD WINNERS

1970 - Glen Holloway (G)	1994 - Shaun Gayle (S), Raymont Harris (RB)	2007 - Brian Urlacher (LB), Greg Olsen (TE)
1971 - Jerry Moore (S)	1995 - Erik Kramer (QB), Rashaan Salaam (RB)	2008 - Charles Tillman (CB), Matt Forté (RB)
1972 - Jim Osborne (DT)	1996 - Chris Zorich (DT), Bobby Engram (WR)	2009 - Olin Kreutz (C), Johnny Knox (WR/KR)
1973 - Wally Chambers (DT)	1997 - Ryan Wetnight (TE), John Allred (TE), Van Hiles (S)	2010 - Anthony Adams (DT), J'Marcus Webb (T)
1974 - Fred Pagac (TE)	1998 - Bobby Engram (WR), Tony Parrish (S)	2011 - Nick Roach (LB), Stephen Paea (DT)
1975 - Roland Harper (RB)	1999 - Marcus Robinson (WR), Jerry Azumah (DB)	2012 - Charles Tillman (CB), Julius Peppers (DE), Shea McClellin (DE)
1976 - Brian Baschnagel (WR)	2000 - Clyde Simmons (DE), Brian Urlacher (LB)	2013 - Josh McCown (QB), Jordan Mills (T)
1977 - Ted Albrecht (T)	2001 - James Williams (T), Anthony Thomas (RB)	2014 - Matt Forté (RB), Kyle Fuller (CB)
1978 - John Skibinski (RB)	2002 - Phillip Daniels (DE), Alex Brown (DE)	2015 - Zach Miller (TE), Adrian Amos (S)
1979 - Dan Hampton (DE)	2003 - Olin Kreutz (C), Charles Tillman (CB)	2016 - Jordan Howard (RB), Joshua Bellamy (WR)
1980 - Bob Fisher (TE)	2004 - Olin Kreutz (C), Tommie Harris (DT)	2017 - Benny Cunningham (RB), Tarik Cohen (RB)
1981 - Mike Singletary (LB)	2005 - John Tait (T), Chris Harris (S)	
1982 - Jim McMahon (QB)	2006 - Olin Kreutz (C), Devin Hester (PR/KR)	
1983 - Jim Covert (T)		
1984 - Shaun Gayle (DB)		
1985 - Kevin Butler (K)		
1986 - Neal Anderson (RB)		
1987 - Ron Morris (WR)		
1988 - James Thornton (TE), Mickey Pruitt (LB)		
1989 - Trace Armstrong (DE)		
1990 - Mark Carrier (S)		
1991 - Chris Zorich (DT)		
1992 - Mike Singletary (LB), Troy Auzenne (T)		
1993 - Tom Waddle (WR), Myron Baker (LB), Todd Perry (T)		



CHICAGO BEARS ED BLOCK COURAGE AWARD



The Ed Block Courage Award Foundation is dedicated to improving the lives of abused, neglected and at-risk children and ending the cycle of abuse. The purpose is to raise Awareness and Prevention of child abuse. That objective is coupled with the Foundation's commitment to celebrating players of inspiration in the NFL.

The award recipient symbolizes professionalism, great strength and dedication. He is also a community role model. With this honor he enters into association which contrasts his fierce profession by becoming a major component of the Courage House national support network. He becomes a crusader for victims of abuse, violence and neglect.

Each year, the Ed Block Courage Awards honors those National Football League players who exemplify commitments to the principles of sportsmanship and courage. This award is unique in that the recipients are selected solely by a vote of their teammates. Every fall, each of the thirty-two teams conduct a vote which results in each team selecting their Ed Block Courage Award recipient for the year.

The Ed Block Courage Award began in Baltimore in honor of Eddie Block, former head athletic trainer of the Baltimore Colts. Eddie Block and his wife dedicated their lives to helping children in distress as foster parents and advisers. There are 16 Courage Houses presently connected with NFL teams, locally the Maryville Academy in Des Plaines.

Ed McCaskey was the 1992 Honorary National Chairman of the 14th Annual Ed Block Courage Awards. Each offseason Maryville Academy hosts a luncheon to promote awareness for the award and its causes. The proceeds go to the Ed McCaskey scholarship winners at Maryville which has been the Chicago Courage House since 1992.

Since its inception, the Foundation, through its charter with the Courage House National Support Network for Kids, and an affiliation with the National Football League and Professional Football Athletics Trainers Society, has helped to provide hope to countless children and raised millions of dollars.



Bears OL Kyle Long was Chicago's 2017 recipient of the Ed Block Courage Award.

CHICAGO BEARS ED BLOCK COURAGE AWARD HONOREES

1984	Danny Rains (LB)	1996	John Mangum (S)	2008	Charles Tillman (CB)
1985	Mark Bortz (C)	1997	James Williams (T)	2009	Israel Idonije (DE)
1986	Mike Tomczak (QB)	1998	John Thierry (DE)	2010	Anthony Adams (DT)
1987	Ron Morris (WR)	1999	Ryan Wetnight (TE)	2011	Brian Urlacher (LB)
1988	Glen Kozlowski (WR)	2000	Clyde Simmons (DE)	2012	Nick Roach (LB)
1989	Ron Rivera (LB)	2001	Jim Miller (QB)	2013	Patrick Mannelly (LS)
1990	Lemuel Stinson (CB)	2002	Ted Washington (DT)	2014	Matt Slauson (C)
1991	John Wojciechowski (T)	2003	Dustin Lyman (TE)	2015	Robbie Gould (K)
1992	Shaun Gayle (S)	2004	Marc Colombo (T)	2016	Pernell McPhee (LB)
1993	Keith Van Horne (T)	2005	Ruben Brown (G)	2017	Kyle Long (OL)
1994	Kevin Butler (K)	2006	Rex Grossman (QB)		
1995	Vinson Smith (LB)	2007	Tommie Harris (DT)		



BEARS HEAD COACHES

Seasons	Overall		Regular		Postseason	
	W-L-T		W-L-T		W-L	
George Halas1920-29; 33-42; 46-55; 58-67.....	324-151-31.....		318-148-31.....		6-3	
Ralph Jones1930-32.....	24-10-7.....		24-10-7.....		None	
"Hunk" Anderson / Luke Johnsos.....	1942-45.....	24-12-2.....	23-11-2.....		1-1	
John "Paddy" Driscoll1956-57.....	14-10-1.....		14-9-1.....		0-1	
Jim Dooley1968-71.....	20-36-0.....		20-36-0.....		None	
Abe Gibron1972-74.....	11-30-1.....		11-30-1.....		None	
Jack Pardee1975-77.....	20-23-0.....		20-22-0.....		0-1	
Neill Armstrong.....	1978-81.....	30-35-0.....	30-34-0.....		0-1	
Mike Ditka1982-92.....	112-68-0.....		106-62-0.....		6-6	
Dave Wannstedt1993-98.....	41-57-0.....		40-56-0.....		1-1	
Dick Jauron1999-2003.....	35-46-0.....		35-45-0.....		0-1	
Lovie Smith.....	2004-12.....	84-66-0.....	81-63-0.....		3-3	
Marc Trestman2013-14.....	13-19-0.....		13-19-0.....		None	
John Fox2015-2017.....	14-34-0.....		14-34-0.....		None	
Matt Nagy2018-present.....	0-0-0.....		0-0-0.....		--	

BEARS TEAM CAPTAINS

Since 2007, at the recommendation of the NFL's six-member player advisory council, NFL teams could name up to six season-long captains. Captains are designated with a square patch with the letter "C" and four gold stars across the bottom. A player receives a gold star for each year he is a team captain. Teams are allowed to determine how they want to select their captains, some opting for weekly captains which do not wear the "C" patch, while others elect up to six. In 2014 the Bears opted to name captains on a weekly basis therefore no Bears player wore the captain's "C" patch.

CHICAGO BEARS CAPTAINS (Since 2007)

Year	Offense		Defense		Special Teams
2007	O. Kreutz	M. Muhammad	B. Urlacher	M. Brown*	B. Ayanbadejo
2008	O. Kreutz	K. Orton	B. Urlacher	M. Brown	P. Mannelly
2009	O. Kreutz	J. Cutler	B. Urlacher^	A. Ogunleye#	P. Mannelly
2010	O. Kreutz	J. Cutler	B. Urlacher	J. Peppers	P. Mannelly
2011	R. Garza	J. Cutler	B. Urlacher	J. Peppers	P. Mannelly%
2012	R. Garza	J. Cutler	B. Urlacher	J. Peppers	P. Mannelly
2013	R. Garza	J. Cutler	L. Briggs	J. Peppers	P. Mannelly
2014	Team named weekly captains				
2015	M. Forte	J. Cutler	P. McPhee	A. Rolle	R. Gould
2016	A. Jeffery	J. Cutler	P. McPhee	D. Trevathan	S. McManis
2017	M. Glennon	J. Sitton	J. Freeman	Q. Demps	S. McManis

* Adeawale Ogunleye was named captain after Mike Brown was placed on IR in Week 2 (2007)

^ Lance Briggs was named captain after Brian Urlacher was placed on IR in Week 2 (2009)

Alex Brown was named captain after Adeawale Ogunleye was placed on IR in Week 16 (2009)

% Corey Graham was named captain after Patrick Mannelly was placed on IR in Week 11 (2011)

INTERNATIONAL GAMES

The Bears were participants in the NFL's first overseas game when they met the Dallas Cowboys in London in 1986. Since that contest, the American Bowl has expanded to many international sites including Tokyo, Barcelona, Montreal, Sydney and Mexico City. The Bears made a second trip to London in 2011.

Aug. 15, 1960	Bears 16	Giants 7	Varsity Stadium	Toronto, CANADA
Aug. 5, 1961	Bears 34	Montreal Alouettes 16	Molson Stadium	Montreal, CANADA
Aug. 3, 1986	Bears 17	Cowboys 3	Wembley Stadium	London, ENGLAND
Aug. 14, 1988	Bears 21	Vikings 28	Ullevi Stadium	Gothenburg, SWEDEN
Aug. 3, 1991	Bears 7	49ers 21	Olympic Stadium	Berlin, GERMANY
July 27, 1997	Bears 17	Steelers 30	Croke Park	Dublin, IRELAND
Nov. 7, 2010	Bears 22	Bills 19	Rogers Centre	Toronto, CANADA
Oct. 23, 2011	Bears 24	Buccaneers 18	Wembley Stadium	London, ENGLAND



ROOKIE STARTERS THROUGH THE YEARS

Five rookies made contributions on the field as starters in 2017, teaming up to start 42 games.

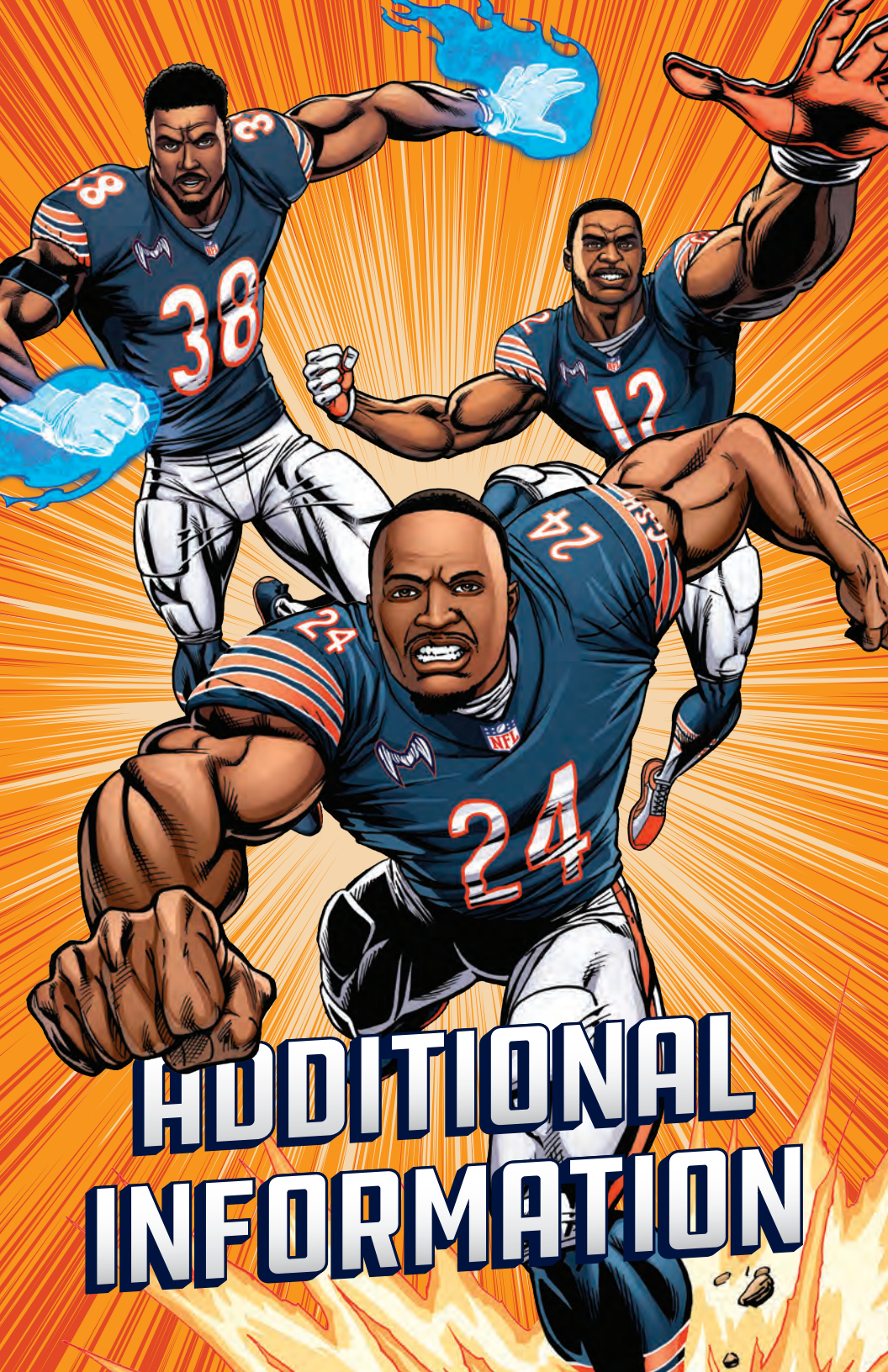
- 2017 (42): Eddie Jackson (16), Mitchell Trubisky (12), Adam Shaheen (7), Tarik Cohen (4), Tanner Gentry (3).
 2016 (66): Cody Whitehair (16), Howard (13), Floyd (12), LeBlanc (9), Kwiatkoski (7), Bush (6), Braunecker (2), Bullard (1)
 2015 (58): Adrian Amos (16), Jonathan Anderson (3), Bryce Callahan (3), Eddie Goldman (12), Hroniss Grasu (8), Harold Jones-Quartey (4), Jeremy Langford (2), Khari Lee (7), John Timu (3)
 2014 (45): Kyle Fuller (14), Ryan Groy (3), Christian Jones (5), Charles Leno (1), Michael Ola (12), Will Sutton (5), Brock Vereen (5)
 2013 (46): Kyle Long (16), Jordan Mills (16), Jonathan Bostic (9), Khaseem Greene (4), David Bass (1)
 2012 (14): James Brown (3), Alshon Jeffery (6), Evan Rodriguez (5)
 2011 (12): Gabe Carimi (2), Chris Conte (9), Dane Sanzenbacher (1)
 2010 (12): J'Marcus Webb (12)
 2009 (13): Al Afaalava (13)
 2008 (16): Matt Forté (16)
 2007 (14): Trumaine McBride (9), Greg Olson (4), Kevin Payne (1)
 2006 (15): Mark Anderson (1), Danieal Manning (14)
 2005 (36): Cedric Benson (1), Mark Bradley (4), Chris Harris (13), Brandon McGowan (3), Kyle Orton (15)
 2004 (30): Bernard Berrian (1), Tommie Harris (16), Tank Johnson (1), Craig Krenzel (5), Nathan Vasher (7)
 2003 (37): Lance Briggs (13), Brock Forsey (1), Justin Gage (3), Rex Grossman (3), Joe Odom (3), Charles Tillman (13), Bobby Wade (1)
 2002 (20): Alex Brown (9), Marc Colombo (5), John Gilmore (4), Roosevelt Williams (2)
 2001 (15): David Terrell (5), Anthony Thomas (10)
 2000 (37): Mike Brown (16), Dustin Lyman (7), Brian Urlacher (14)
 1999 (29): Jerry Azumah (2), D'Wayne Bates (1), Marty Booker (4), Russell Davis (8), Warrick Holdman (5), Cade McNown (6), Khari Samuel (1), Rex Tucker (1), Jerry Wisne (1)
 1998 (35): Curtis Enis (1), Olin Kreutz (1), Alonzo Mayes (16), Moses Moreno (1), Tony Parrish (16)

OPENING DAY ROOKIE STARTERS

On Sunday, September 21, 1975, running back Walter Payton and six fellow rookies (DE Mike Hartenstine, DT Roger Stillwell, FS Doug Plank, TE Greg Latta, LG Noah Jackson, RT Jeff Sevy) took to Soldier Field's artificial turf to face the Baltimore Colts; the young Bears lost 35-7. The seven rookie Bears starting on Opening Day is the most in the past 36 seasons, followed by four in 1983 (T Jim Covert, G Rob Fada, WR Willie Gault and CB Mike Richardson) and two on five occasions (1989, CB Donnell Woolford and DE Trace Armstrong; 1991, T Stan Thomas and WR Anthony Morgan; 1998, FS Tony Parrish and TE Alonzo Mayes; 2013, G Kyle Long and T Jordan Mills; 2016, C Cody Whitehair and OLB Leonard Floyd). In 18 of the previous 40 seasons, no rookies have started on opening day. Safety Eddie Jackson was the fourth rookie to start on opening day under GM Ryan Pace, joining Adrian Amos (2015), Cody Whitehair (2016) and Leonard Floyd (2016).

BEARS ROOKIE QB PERFORMANCES (in First NFL start, 1965-2011)

Quarterback	Date/Opponent	Result	Comp-Att-Yds (%)	TD-INT	Rating
Mitchell Trubisky	10/9/2017 vs. MIN	L, 20-17	12-25-128 (48.0)	1-1	60.1
Kyle Orton	9/11/2005 at WAS	L, 9-7	15-28-141 (53.5)	0-1	52.8
Craig Krenzel	10/31/2004 vs. SF	W, 23-13	13-25-168 (52.0)	1-1	70.1
Rex Grossman	12/14/2003 vs. MIN	W, 13-10	13-30-157 (43.3)	0-0	60.0
Cade McNown	10/17/1999 vs. PHI	L, 16-20	17-33-255 (51.5)	1-2	62.1
Moses Moreno	11/29/1998 vs. TB	L, 17-31	18-41-153 (43.9)	1-0	62.3
Will Furrer	12/27/1992 at DAL	L, 14-27	9-23-89 (39.1)	0-3	11.2
Jim McMahon	11/21/1982 vs. DET	W, 20-17	16-27-233 (59.3)	2-3	72.5
Bob Avellini	11/30/1975 at GB	L, 7-28	9-25-109 (36.0)	0-3	10.7
Gary Huff	12/2/1973 vs. LARams	L, 0-26	9-19-99 (47.4)	0-0	58.9
Bobby Douglass	10/19/1969 at DET	L, 7-13	4-9-41 (44.4)	1-0	95.1



**ADDITIONAL
INFORMATION**



Bears President & CEO Ted Phillips led the franchise to one of the team's greatest off-field achievements with the construction of the Lakefront Improvement Plan which included the new football stadium within the confines of historic Soldier Field. The Bears are entering their 16th season in the new stadium, playing the inaugural campaign in 2003. The aggressive construction schedule lasted just 20 months—from the Bears last home game of the 2001 season (vs. PHI, Jan. 19, 2002) until re-opening against Green Bay on Sept. 29, 2003. The project earned many honors for design excellence and was named Midwest Construction magazine's overall Project of the Year in 2003.

- November, 2000—Bears President and CEO Ted Phillips and his team of experts answer questions and concerns of the Illinois General Assembly at the State Capitol. After three days of gathering support, the Illinois House and Senate passed Bill 1284 on Nov. 30, 2000, authorizing the Illinois Sports Facilities Authority to issue approximately \$406 million in bonds to help finance the \$630 million project. The debt service on the bonds were paid from the surplus and projected growth of the existing two percent Chicago local hotel tax plus a local distributive tax and state hotel tax subsidy. The remaining \$200 million was contributed by the Chicago Bears, including a \$100 million loan from the National Football League.
- Nov. 15, 2000—The City of Chicago's Lakefront Improvement Plan was announced publicly by Mayor Richard M. Daley. The project replaced parking lots with 17 acres of new parkland, built an underground parking structure to serve the Museum Campus and Soldier Field, created easier access to the Museum Campus and added other amenities giving Chicagoans and tourists the ability to enjoy the lakefront year-round.
- Jan. 5, 2001—Governor George Ryan signed House Bill 1284, designed to help fund a new stadium and enhance Chicago's lakefront.

The following is a number of facts concerning different elements of the Soldier Field project and the Lakefront Initiative:

LAKEFRONT IMPROVEMENTS

The project created approximately 17 acres of additional waterfront parkland for public enjoyment. This green space was programmed for year-round public uses such as a sledding hill, winter garden, a terraced park, an area for outdoor museum exhibits and other features.

The year-round parking facility created 2,500 new underground parking spaces immediately adjacent to the Field Museum and Shedd Aquarium and 3,100 outdoor spaces between the stadium and McCormick Place to ensure Chicago's great tailgating tradition continues.

SOLDIER FIELD IMPROVEMENTS

The stadium features increased sideline seating from 40% of seats to over 60%, an increased number of new and improved restrooms (over 1,000 restroom fixtures) plus more variety and access at over 350 concession points of sale, three-level

United Club lounge, a Bears Ring of Honor throughout the mezzanine level, a Bears Den gallery depicting historical events from Soldier Field's past and a bas-relief of George Halas.

Above and beyond the Bears games, Soldier Field is capable of hosting an increasing number of athletic events, prime concerts, and large civic, cultural and educational gatherings. The unique design allows for easy stage setup and takedown, along with a field that can accommodate international soccer events.

FUNDING THE LAKEFRONT IMPROVEMENT PLAN

The Bears made a \$224 million contribution to this project, pay annual rent of \$5.7 million and accepted the cost overrun risks on the project. The entire cost of the Lakefront Project (\$630 million) was raised without asking for taxpayers' money. The plan was supported through a local City of Chicago hotel tax. There was no extension or increase of any taxes and the hotel tax was principally paid by visitors and tourists.


PRESERVING HISTORY

The historic colonnades and historic South Wall remained untouched as the new stadium was built within the existing exterior of Soldier Field. The Memorial Water Wall honors all soldiers who have served in the United States Armed Forces. The Wall serves as an educational piece for families and visitors of the museum campus. A Doughboy statue was erected at the entrance of Gate O and the south concourse features a Medal of Honor tribute.



The Chicago Bears would like to thank our Hall of Fame Partners for their efforts toward making the fan experience exciting for all:





Following 31 seasons of football along the shores of Lake Michigan (pictured, left), the Bears took a brief one-year hiatus from Soldier Field in 2002, playing home games at Memorial Stadium in Champaign so construction of the new Soldier Field (right) could be completed. The first game in the new stadium was Sept. 29, 2003 against division rival Green Bay. The Bears first season at the old venue was in 1971 after spending 50 seasons at Wrigley Field. Soldier Field was opened in 1924 as a 45,000-seat Municipal Grant Park Stadium. The first football game played on its field was November 22, 1924, as a capacity crowd watched Notre Dame edge Northwestern, 13-6.

It hosted the first boxing event which drew a gate of over \$2.5 million (Dempsey-Tunney, 1927), the first ski meet held in a stadium, and the all-time largest football crowd (123,000). The largest crowd for any event in Soldier Field was 260,000 on Sept. 8, 1954, for the Catholic Church's Marian Year Tribute.

The 100,000-seat stadium was dedicated November 27, 1926, with Army battling Navy to a 21-21 tie. The all-time collegiate attendance record of 123,000-plus was established Nov. 26, 1927 as Notre Dame beat Southern Cal 7-6. In the first professional game at the then-mammoth stadium, the Bears defeated the Chicago Cardinals 10-0 on November 11, 1926.

Plans for the stadium started in 1919 as a memorial to the soldiers of WWI. Soldier Field stood on 10,000 pile foundations driving an average depth of 62.5 feet through fill that replaced the lake waters. The new stadium continues to be owned, maintained and operated by the Chicago Park District.

Other stadium notes since the Bears moved to Soldier Field:

- 1971 – September 19, Chicago defeats the Pittsburgh Steelers 17-15 before capacity crowd of 55,701 in the Bears' first game since moving from Wrigley.
- 1979 – The stadium undergoes major reconstruction and renovation prior to the season including new lighting, playing surface, and locker rooms; rebuilding of seating area (new chairbacks, armrests, seats); and improvement of sightlines.
- 1982 – Additional rebuilding of seating areas was completed as well as new concourses with more restrooms and concession areas. A new press box, 60 deluxe skyboxes, and a new scoreboard were also built. Capacity is increased to 66,030.
- 1988 – Surface was changed from artificial turf to natural grass, and 56 skyboxes were added along south rim (increasing the total to 116). Capacity is increased to 66,946.
- 1992 – Four seats are added increasing the capacity to 66,950.
- 1994 – The Park District spends millions to refurbish the stadium for the World Cup soccer tournament. Capacity is reduced by six to 66,944.
- 2000 – Mayor Daley announces Lakefront Redevelopment Project (11/15).
- 2001 – Project receives state and city approval.
- 2002 – Demolition begins on stadium immediately following playoff game (1/19).
- 2003 – Bears return to Soldier Field with Monday night re-opening on September 29 against Green Bay. Capacity is set at 61,500, over 5,000 fewer seats than the old stadium and the second smallest venue in the NFL.

Located on the west side of the stadium on the street-level main concourse, the bas-relief sculpture marks the gateway for a stadium visitor's trip through the history of the Chicago Bears.

Pure and simple, he loved this game that was as uncluttered and uncompromising as he was. Its requirements were courage, endurance, self-discipline and a competitive spirit. These were his prerequisites, too.

His teams played the game the same way he did—tough, aggressive and smart.

Often graced by a running back of exceptional ability, the Bears were always marked by a punishing defense that never stopped coming at you.

George Halas was a founder of the NFL and a pioneer of the Chicago Bears. His devotion to both over the decades helped them grow to prominence.

We will always remember his energy, his joy in competing, and his passion for his beloved Bears and Bear fans.


-bas-relief inscription

The bas-relief is a time-line describing George Halas' contribution to the world of football and the history of the Chicago Bears.

Hall of Famers date back from the 1920's when George Halas founded the Chicago Bears, and represent different decades of team history.

The tremendous energy and influence of the two large George Halas reliefs tells the story and balances all of the action. George S. Halas is without doubt the overriding presence in the sculpture.

The laser-etched imagery shows the team in the 1920's - also Halas and his team celebrating a 1940's win against the Washington Redskins, fan images from Wrigley Field, a photo of Halas with George Jr. and Paddy Driscoll, and a fan grouping from the 1980's. Integrated in the composition is the famous "T" formation that George Halas invented.



TRIBUTE TO GEORGE S. HALAS AND THE LEGACY OF THE CHICAGO BEARS

Sculpted by Julie Rotblatt-Amrany

Timeless Creations, Inc. in conjunction with Portraits/Chicago Inc.

- Specs: 26 1/2 feet high x 15 3/8 feet wide
- Approx. 11,500 pounds
- White bronze on black absolute granite with laser-etched imagery
- George Halas = 8 feet high

- Bust of George Halas = 6 feet high
- Eight Hall of Fame players range 3 - 6 feet high
- Players are: Mike Singletary, Walter Payton, Dick Butkus, Gale Sayers, Bill George, Sid Luckman, Bronko Nagurski and Red Grange



THE BEARS DEN

Located on the lower concourse of the west grandstands, the Bears Den offers a dramatic, visual walk through Chicago Bears history.

THE DOUGHBOY STATUE

Just inside Gate O in the Grand Concourse stands the restored Doughboy Statue. Originally installed in Chicago's Garfield Park in the early 1930s, four decades later it was damaged, debased, but not forgotten. Chicago sculpture conservator Andrzej Dajnowski meticulously recast the missing parts and refurbished the entire statue and base to its original condition and it joins the other memorials to the American fighting men and women at Soldier Field.



Chicago Bears Hall of Fame greats are honored on the mezzanine level Ring of Honor. The 27 Chicago Bears enshrined in the Pro Football Hall of Fame in Canton, Ohio, are the most of any team in the NFL.



THE MEMORIAL WATER WALL

The Memorial Water Wall, a 280-foot long wall of polished green granite with eight medallions honoring the different branches of the armed services, flanks the walkway that leads into the north entrance of the stadium. A veil of water continuously flows over the sculptured memorial.





What time do the parking facilities and stadium gates open?

Parking facilities surrounding the stadium open four hours prior to kickoff. Gates open two hours before kickoff.

Where is Will Call located?

Outside Gate 10 at the southeast corner of the stadium.

WALKING DIRECTIONS FROM PRESS BOX TO LOCKER ROOM

Take elevator to concourse level. Take left out of elevator and through Field Access door. Take a right at the bottom of steps and follow corridor to west side of the stadium. From field, exit stadium at North

west entrance. Turn left into interior corridor.

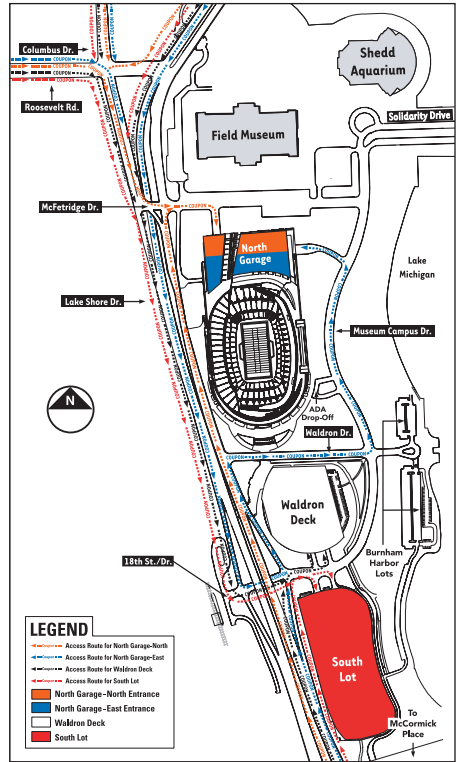
Postgame interview room is fourth room on left.

Locker room is first door on the left.

Visiting locker room is at the northeast corner of the stadium.

WALKING DIRECTIONS FROM PRESS BOX TO STADIUM EXIT

Take elevator to concourse level. Exit through Press Entrance at Gate 14.





The Chicago Bears moved into Halas Hall at Conway Park on March 3, 1997. The 38-acre complex is located in Lake Forest off of Route 60 just east of the Tri-State Tollway, approximately four miles from the former Halas Hall. The building is dedicated to Bears' founder, president and coach George Halas. The original Halas Hall, on the Lake Forest College campus, was dedicated by coach Halas in the name of his son, Mugs, in 1979.

The complex underwent a construction project following the 2012 season to expand and upgrade the Bears headquarters to enhance the football and business operations while providing new opportunities and experiences for fans.

The upgrade increased the 100,000-square facility with an additional 43,500-square feet of working space to accompany 2 1/2 outdoor practice fields, surrounded by a jogging path. One of the two 100-yard outdoor fields is equipped with 14 miles of underground heating tubes, enabling the grass to remain soft and growing into early winter, as well as five miles of drain tubing that can capture and disperse nine inches of rainfall per hour and 2.5 miles of cooling pipes for the grass roots.

The construction of 2013 expanded the weight room from 7,000 to 8,500-square feet and features new lighting. The locker room was upgraded with additional and reconfigured lockers and new carpeting. Existing and newly-created meeting rooms feature enhanced technology.

A state-of-the-art event center includes a 4,000-square foot broadcast studio and conference center that can host as many as 200 people for both events and original programming. The two-level entryway to the event center features interactive digital displays, video monitors and memorabilia, including some never-before featured pieces of Bears history such as the 1963 NFL championship trophy. A new press conference room and a relocated media courtyard was also added along with increased work space for media members.

ED McCASKEY MEMORIAL GARDEN AND THE WALTER PAYTON CENTER

The team's indoor practice facility, the Walter Payton Center, was renovated during the summer of 2005 while construction of the Ed McCaskey Memorial Garden was completed in June, 2005.

The Walter Payton Center is a rigid structure, opposed to the inflated "bubble" the team used from 1990-96, and includes a full 100-yard field. The structure is 85 feet high, 200 feet wide and 400 feet long. The renovation included removal of the existing fabric roof and cladding on the outside of the building, replacement of the end walls and installation of a new, state-of-the-art synthetic turf and two-lane running track. A new heating and de-humidification system was also installed. The Bears renamed the indoor facility during a ceremony on Thursday, April 6, 2000.

Located south of Halas Hall, the Ed McCaskey Memorial Garden is a beautifully landscaped, clover-leaf-shaped garden bordered by a 30" stone seat wall and piers. A winding gravel road from Halas Hall leads to the opening of the garden where a variety of trees, shrubs and perennials have been planted.



Walter Payton Center (interior)



Ed McCaskey Memorial Garden



Halas Hall includes a state-of-the-art broadcast studio and joining conference center allowing the team to bring in studio audiences for live programming.

The previous Halas Hall on the campus of Lake Forest College had 32,000 square feet of space, while the new building has over 143,500. In fact, the entire former Halas Hall would fit into the basement of the new building. Furthermore, the old locker room was 1,400 square feet, while the new one is about 3,000, features new lighting and has 75 lockers and four natural light wells. The weight room is now almost five times the size of the 1,800-square foot workout area at the old building. The glass wall on the east side of the weight room is 28 feet high, perfect for viewing the white-tailed deer on their evening romps across the complex grounds. A two-lane lap pool is behind the weight room and its sixty-foot lanes have built-in resistance currents. The training room is over five times the size of its predecessor and boasts a doctor's office, x-ray facility, medical records storeroom, casting room, whirlpool, cold-dip plunge, steam room and sauna. The football needs are met with eight classrooms, two large meeting rooms/classrooms and a 150-seat auditorium capable of hosting seminars and press conferences.

The Bears also added a practice viewing suite on the second level of Halas Hall. The 40-person suite overlooks the team's practice fields and features many of the amenities of game suites at Soldier Field. A new kitchen and dining facility, including an outdoor patio was also added. The dining room has the ability to hold up to 100 people. Additional conference room and staff offices were also added throughout Halas Hall.

The Bears headquarters also has a new entry into the main lobby and 105 additional parking spaces. The architectural style is consistent with that of the original building. A main focal point is the entry point to the main lobby, featuring the classic Bears "C" on an impressive portico.

HISTORY OF CHICAGO BEARS HEADQUARTERS

4356 West Washington Boulevard	Chicago	1923-1926
111 West Washington Boulevard, Room 401	Chicago	1926-1930
111 West Washington Boulevard, Room 423	Chicago	1930-1934
37 South Wabash Avenue	Chicago	1934-1947
233 West Madison Street	Chicago	April 28, 1947-1961
173 West Madison Street	Chicago	Feb. 1, 1961-1976
55 East Jackson Boulevard	Chicago	Feb. 1, 1976-1985 [^]
250 North Washington Road	Lake Forest	1979-1997 [^]
1920 Football Drive*	Lake Forest	March 3, 1997-Present

*Originally 1000 Football Drive until changed in 2011 to 1920 Football Drive to reflect the franchises' founding year (1920). [^]There were a few years of overlap between the two buildings, with staff in both locations.

DIRECTIONS TO HALAS HALL

FROM THE LOOP – Take 90/94 (Kennedy Expressway) west to 94 north (Edens Expressway). Continue on 94 (the "spur"), which becomes the Tri-state Tollway. Exit at Town Line Road (IL Route 60) and turn right (east). Take a left at the first light, which is Field Drive. (The next light is Field Court; you can also make a left there and proceed around its bend until it merges with Field Drive). Drive about 1.2 miles north along Field Drive. Turn gently right onto Football Drive (the last road on your right) and proceed to the entry gate.

FROM O'HARE AIRPORT – Take 294 (the Tri-state Tollway) north. Exit at Town Line Road (IL Route 60), turn right (east), and proceed as directed with underlined text, above.



In November 2017 the Bears announced that they have partnered with global design and architecture firm HOK to design a 162,500-square-foot football operations addition to the already-existing 143,000-square-foot Halas Hall and a 30,600-square-foot remodeling project on the northeast side of the building.

Bears president and CEO Ted Phillips detailed what he described as “a significant expansion of Halas Hall”.

“We’re effectively going to double in size,” Phillips said. “The ultimate facility will be on a par with the best in the NFL. This is being done to make our football operations, coaching and player personnel areas the best in the league.”

The magnitude of the project will completely transform the look and feel of all existing team space and provide even greater resources for the team’s training and performance needs. The initial phase of the expansion project will focus on enhancement of the team’s football operations, including player training, education, performance, nutrition and rehabilitation. The project broke ground in March 2018, with an expected opening in August 2019.

While football operations, players and coaches will be most affected by the renovation, Bears general manager Ryan Pace told employees that they, too, will benefit.

“It affects all of us because it equates to winning,” Pace said. “This project is not about flash. It’s about what it tangibly does to help us win games. So you’ll see the way we train, the way we rehab, the way we recover, the way we educate our players, those are all areas that we’re going to drastically improve in.

“We’ve seen the top facilities across the United States in pro and college football. This is going to put us right at the top among the elite. I’m proud of this. It shows a major commitment to winning from our ownership and leadership, and everyone in football operations recognizes this.”





The addition will feature a 13,000-square-foot indoor turf space for training and walkthroughs with a 133x26 video projection wall and adjacent virtual reality room, in addition to a 2,000 square foot weight room expansion. Also included will be an equipment room, recovery space and nutrition/fuel station that will be double the current size while the sports medicine space will be four times larger than the present area and will feature a hydrotherapy pool.

Position meeting rooms and the draft room will double in capacity, while coaches' offices will increase by 50 percent and allow for improved collaboration. A 3,250-square-foot players' lounge and separate huddle space will be created, along with an approximately 1,700-square-foot player locker room and a larger coaches/scouts locker room.

The team and staff café will be expanded by 4,300 square feet to support the organization's growth, as well as providing new food offerings. Basement storage space will also be increased through the expansion.

Additionally, two additional football fields are being built to the east of the Walter Payton Center, which will allow the team to spread out the field use over four fields throughout the offseason and during in-season practices. That project also calls for the addition of a training slope, a storage facility and a small practice viewing suite, much like the existing viewing suite used at Halas Hall for corporate partners and other VIP guests.





- Staley performs at over 300 events throughout the Chicagoland area each year. These include both paid appearances and community outreach-based events.
- Staley's appearance range is generally an 80-mile radius of Chicago, but exceptions can be made on an individual basis.
- Staley has performed both private and public appearances throughout the United States and abroad, including Super Bowls, Pro Bowls, Hong Kong's Chinese New Year Parade, London Kwajalein Atoll and Guam.

GENERAL APPEARANCES:

- Birthday Parties
- Charity Events
- Special Events (Parades, Corporate Functions, Grand Openings, Weddings, Bar Mitzvahs, etc.)

SCHOOL SHOWS:**BEAR DOWN ON BULLIES**

The "Bear Down on Bullies" assembly discusses 5 types of bullies (big-mouth bully, hands-on bully, butt-out bully, cyber-bully, all-around bully), and proper ways for your students to deal with bullying. Staley shares his own experiences with his very own bully, Fluffy. A strong emphasis is placed on a team concept approach to school, and how your students can help foster a positive learning environment. Additionally, each school will receive a player-autographed "Bear Down on Bullies" banner to display.

FIRST AND GOAL SHOW: HOW TO SCORE A TOUCHDOWN FOR A HEALTHY LIFE

The Chicago Bears are proud to present the most informative, hands-on, educational health and wellness assembly in the NFL! First and Goal was created by Staley to educate today's youth about the benefits of living a healthy life. Staley and his MC will jumpstart your child's desire to begin living a smarter and healthier life by combining education, comedy and super-cool prizes into this high-energy show!

TALES TO TACKLE

"Tales to Tackle" was created by Staley to promote his love and enthusiasm towards reading and learning. New in 2018, students are being encouraged to read as many teacher-approved books as they can each month to achieve different prizes. The top performing school within the program has the chance to win a \$5,000 grant from the Chicago Bears!

ALL SCHOOL PEP RALLIES

Motivating students to excel in their studies can sometimes prove challenging. Staley has developed an assortment of assemblies designed to encourage students to give it their best. Staley will also work with school administrators to develop an interactive, high-energy, 45-minute show customized toward your school's specific needs. Assembly topics include: Staley's Back To School "Kick Off", PARCC/state test prep, Dance Express, and general field day/school picnic appearances.

STALEY da BEAR

DRAFTED: 1st Round, Chicago Bears, 8/6/03

ABOUT STALEY: Staley is responsible for entertaining Bears fans young and old. Staley loves to "bust-a-move", and shake what his mama gave him. He is highly skilled with a fishing pole, enjoys playing the drums, and exercising regularly. Staley is best friends with Pooh, Smokey, and Yogi.

For further booking information visit ChicagoBears.com/Staley or call 847-615-9600

Twitter: @TheRealStaley FB: Facebook.com/StaleyDaBear



The Bears summer training camp home is Olivet Nazarene University in Bourbonnais, Ill., located approximately 60 miles south of Chicago. The Bears have held training camp at ONU each year since 2002, following 18 years at the University of Wisconsin-Platteville. ONU's campus provides the Bears with four practice fields, air-conditioned locker rooms and dining facility, a weight room, meeting rooms, dorms for players and staff.

INFO: General Camp: 815/928-5821
Media Relations: 815/928-5868
Administration: 815/928-5822

Chicago Bears
c/o Olivet Nazarene
One University Avenue
Bourbonnais, Ill. 60914

DATES: Practices begin Friday, July 20. The Bears will be in Bourbonnais through Sunday, August 12.

PRACTICES: Practice times are subject to change, but tentatively begin around 8:15 a.m. Each practice is approximately two and a half hours long on the Olivet Nazarene campus and are open to the public free of charge.

MEDIA: Credentials are required to cover practices and press conferences. They can be obtained in the Tigers Den located in the Leslie Parrott Convocation Athletic Center. The media work room, equipped with phones, is also located in the Tigers Den.

TRAINING CAMP HISTORY:

2002	Olivet Nazarene University, Bourbonnais, Ill.	1934	Lane Tech High School, Chicago, Ill.
1984-2001	University of Wisconsin-Platteville, Wis.	1933	University of Notre Dame, South Bend, Ind.
1975-83	Lake Forest College, Lake Forest, Ill.	1932	Logan Square Ballpark, Chicago, Ill.
1944-74	St. Joseph's College, Rensselaer, Ind.	1931	Loyola (IL) University, Chicago, Ill.
1935-43	St. John's Military Academy, Delafield, Wis.	1930	Mills Stadium, Chicago, Ill.

DIRECTIONS TO BOURBONNAIS FROM CHICAGO: (approximately 60 miles)

- Take I-90/94 South to I-57. Take I-57 South to Bradley/Bourbonnais Exit 315. Follow the exit ramp as it curves to the right onto Rt. 50 South. Turn right onto Armour Road. At the second traffic light, turn left onto Convent St., which is also Rt. 45/52. There is also a Speedway gas station on corner. Follow the curves past the side entrance to campus on the left and continue to the main entrance that is lined with 10 flags.

DIRECTIONS FROM LAKE FOREST:

- Take the Tri-State Tollway South/East (I-294) to 159th Street. Proceed two miles to I-57 South. Take I-57 South for 30 miles to Bradley/Bourbonnais Exit 315. Proceed as directed above.

ABOUT OLIVET NAZARENE:

Founded in 1907, Olivet Nazarene University is a private, Christian, liberal arts university -- a service of the Church of the Nazarene, theologically grounded in the Wesleyan tradition. Of the 20,000 Olivet alumni across the country and around the world, approximately 6,000 live in Northeast Illinois and Northwest Indiana. About 3,300 students (1,900 undergraduates) from 40 states and 15 countries attend the University. ONU fields 18 intercollegiate athletic teams for men and women. The Tigers are members of the National Association of Intercollegiate Athletics (NAIA, Division I), National Christian College Athletic Association (NCCAA, Division I) and Chicagoland Collegiate Athletic Conference (CCAC).



CREDENTIALS: Media representatives who have not been issued season press credentials should request single-game credentials online through www.ChicagoBears.com/media. All credential requests must be made by a news outlet's sports director or editor no later than Monday the week of the game. Credentials will be left at the PRESS WILL CALL window located outside of Gate 10 on the southeast side of Soldier Field. PRESS WILL CALL opens 3 hours before kickoff. Press entry into Soldier Field is located at Gate 14 on the southeast side of the stadium. The press elevator is located across the concourse. Guests are NOT permitted in the press box and credentials are limited to working press only. For additional questions please email Meghan Bower at meghan.bower@bears.nfl.net.

PRESS BOX/PRESS GATE: The 200-seat press box is located on Suite Level A in the southeast corner of the stadium. Entrance to the Press Box is at Gate 14 and is only accessible to persons holding a working press credential.

PHOTOGRAPHERS: Sideline credentials for field photographers are issued by the Bears media relations department. Freelance photographers who are not on specific assignment by a recognized sports or news publication will not be credentialed due to space limitations. Sideline credentials must be reserved by Monday before the game and can be picked up at PRESS WILL CALL.

PARKING: Media parking is limited at Soldier Field. Please provide shipping information, a FedEx number and, if available, parking will be sent for no later than a Friday arrival.

SATELLITE TRUCK PARKING: Television stations seeking parking for satellite trucks on the day of Bears games should contact Moira O'Connor, Director of Operations Soldier Field at moconnor@soldierfield.net.

TELEPHONES: To order phone lines in the Soldier Field Press Box fax: SMG at 312-235-7030.

TO SOLDIER FIELD FROM O'HARE AIRPORT: Take Kennedy Expressway (I-90) to Congress Street. Exit east (left) to Columbus Drive. Go south (right) on Columbus until it feeds into Lake Shore Drive South. Soldier Field will be on the left. Entrance to parking is at south end of field (Waldron Drive).

BEARS MEDIA RELATIONS TELEPHONE NUMBERS:

Office: (847) 295-6600	Office Phone	E-mail
Brandon Faber, Vice President of Communications	847-739-5224	Brandon.Faber@Bears.NFL.net
Adam Widman, Director of Media Relations	847-739-5221	Adam.Widman@Bears.NFL.net
Jared Ellerson, Media Relations Coordinator	847-739-5427	Jared.Ellerson@Bears.NFL.net
Aaron Clark, Media Relations Assistant	847-739-5493	Aaron.Clark@Bears.NFL.net
Meghan Bower, Public Relations Specialist	847-739-5230	Meghan.Bower@Bears.NFL.net
Ben Schmitz, Seasonal Assistant	847-739-5242	Ben.Schmitz@Bears.NFL.net

BEARS 2018 ROAD HEADQUARTERS

HOF Game (preseason)	The Westin Cleveland Downtown	216.771.7700
Cincinnati (preseason)	Renaissance Cincinnati Downtown	513.333.0000
Denver (preseason)	Denver Marriott Tech Center	303.779.1100
Green Bay	Red Lion Hotel Paper Valley	920.733.8000
Arizona	The Westin Kierland Resort & Spa	480.624.1000
Miami	The Diplomat Beach Resort	954.602.6000
Buffalo	Embassy Suites	716.842.1000
Detroit	The Westin Detroit Airport	734.942.6500
New York	The Westin Jersey City Newport	201.626.2900
San Francisco	Four Seasons Hotel Silicon Valley	650.566.1200
Minnesota	JW Marriott Minneapolis	612.615.0100



Jeff Joniak (left) is in his 18th season as play-by-play voice of the Bears while Tom Thayer is a 22-year Bears radio veteran.

WBBM 780-AM and 105.9-FM

For the 18th consecutive season Chicago Bears broadcasts will be heard on WBBM Newsradio 780 and 105.9 FM. Jeff Joniak enters his 18th season as the play-by-play voice of the Bears and 22nd year as one of the hosts of the Bears pregame show which starts three hours prior to kickoff. Former Bear Tom Thayer, a 22-year Bears radio veteran, adds color commentary and insight. The postgame show from the locker room features exclusive analysis from head coach Matt Nagy and key players from the game. Bears fans can also find special insight and analysis of the Bears at www.CBSChicago.com/Bears and ChicagoBears.com.

The Bears radio staff earned 2007 and 2012 Peter Lisagor Awards and the *Associated Press* Award for "Best Sports Reporting" (for coverage of Super Bowl XLI), the Silver Dome Award for "Best Play-by-Play" in 2006 and a 2007 and 2012 regional RTNDA Edward R. Murrow Award for the Bears Radio pre-game feature "Joniak's Journal". Additionally, Joniak hosts "The Bears Coaches Show" radio program

on WBBM with Bears head coach Matt Nagy each Monday night during the season. On game days, Joniak and Bears analyst Tom Thayer co-host Bears-produced television shows, "Bears Game Day Live" and "Bears Game Night Live" for which the duo earned Chicago Midwest Emmy awards in 2009 and 2012.

JEFF JONIAK: One of the more energetic and exciting voices of the National Football League, Jeff Joniak enters his 18th season behind the microphone as the play-by-play voice of the Chicago Bears. Joniak's passion for the game and for the Bears is linked to a 32-year association with Chicago sports fans. Joniak has hosted Chicago Bears game day broadcasts since 1997 and serves as WBBM Newsradio 780 and 105.9 FM's director of sports operations while maintaining his afternoon drive-time sports anchor shifts. Throughout the year, Joniak serves as master of ceremonies for many different events related to his work with the Bears including the National Football Foundation Scholarship Awards ceremony, the Ed Block Courage Award ceremony, Lurie Children's Hospital annual fundraising event and the annual Bears Care Gala. Before tackling Halas Hall, Joniak co-hosted the gameday broadcasts for the Chicago Bulls during their championship years from 1991 to 1996. For the gripping coverage of the death of Walter Payton, Joniak and his staff won a prestigious Peter Lisagor Award. He also won two Lisagor awards for his coverage of the NFL Draft, *AP* awards for his sportscasts and Bears pre-game features.

TOM THAYER: Originally a Bears' fourth-round draft pick in 1983 after an All-America career at Notre Dame, Tom Thayer played for three seasons with the USFL's Chicago Blitz and Arizona Wranglers before joining the Bears. One of the team's strongest players, Thayer earned his starting role at right guard four games into the 1985 season and eventually compiled consecutive game and consecutive start streaks that led the Bears during the late 1980s. Thayer left the Bears in 1992 after a distinguished eight-year career at offensive guard. He retired in 1993 after one season with the Miami Dolphins. Before joining the Bears radio team in 1997, Thayer worked for two years as a Bears analyst on WFLD-TV's pro football programming. A former all-state lineman at Joliet Catholic High, Thayer resides in Chicago.

The Bears Radio Network consists of at least 28 stations across Illinois and the Midwest (as of June 1, 2018).

Market	Station	Frequency
Chicago	WBBM-AM/WCFB-FM	780/105.9
Aurora	WBGH-AM	1280
Burlington, IA	KCPB-AM	1150
Carbondale/Christopher	WXLT-FM	103.5
Champaign-Danville	WYXY-FM	99.1
Davenport	KJOC-FM	93.5
Decatur	WDZ-AM	1050
Galesburg	WLSR-FM	92.7
Kankakee	WVLI-FM	92.7

Market	Station	Frequency
Lafayette, IN	WKHY-FM	93.5
Peru, IN	WARU-AM/FM	1600/101.9
Peoria	WGLO-FM	95.5
Rockford	WNTA-AM	1330
Rochelle	WRLH-AM	1060
South Bend/Plymouth, IN	WZOC-FM	94.3
Springfield	WFMB-AM	1450
Vincennes, IN	WFML-FM	96.7
Watseka	WIVR-FM	101.7



CHICAGO BEARS NETWORK

Original programming at the PNC Studio at Halas Hall

The Chicago Bears Network produces and distributes a broad range of television shows, radio shows and digital media originating from the PNC Studio at Halas Hall.



PRESEASON TELEVISION

The Chicago Bears Network will produce four preseason games in 2018 airing locally on FOX 32 Chicago and throughout the Midwest on Chicago Bears Network affiliated stations.

Preseason Television Network

WFLD - Chicago
WIFR - Rockford
WMBD - Peoria
WRSP/WCCU - Champaign/Springfield
KLJB - Quad Cities IL/IA
WSBT - South Bend, IN
KFXA - Cedar Rapids/Waterloo/Dubuque, IA
KCWI - Des Moines, IA
WTVW/WEHT - Evansville, IN
WPBI - Lafayette, IN
WTWO/WAWV - Terre Haute, IN
WFFT - Fort Wayne, IN
WIFS - Madison, WI
KFVE - Honolulu



BROUGHT TO YOU BY
+ Advocate Health Care

DIGITAL MEDIA

ChicagoBears.com

for the latest Bears news, exclusive photo galleries, live fan Q&A sessions, radio podcasts, live and on-demand videos:

- Press Conferences
- Highlights
- Inside The Bears *ChicagoBears.com/InsideTheBears*
- More



Stay connected with the Bears:



Download the Official Chicago Bears App
presented by Verizon



Facebook.com/ChicagoBears



Instagram.com/ChicagoBears



@ChicagoBears for official team news
@BearsLocal for offers, events & player appearances
@InsideTheBears for behind-the-scenes stories
@BearsOutreach for community news



ChicagoBearsNFL



WEEKLY RADIO SHOWS

The Bears Coaches Show

Mondays 6:30pm During the Season
WBBM Newsradio 780 and 105.9FM

Bears All Access

Brought to you by IGS
Year-Round
WSCR 670 The Score

The Bears Wrap Radio Segments

Saturday Nights During the Season
WBBM Newsradio 780 and 105.9FM and
WSCR 670 The Score

Bears Noon Hour Updates

Monday through Friday During the Season
WSCR 670AM The Score

WEEKLY TELEVISION SHOWS

INSIDE THE BEARS

Brought to you by Verizon
Saturdays 6:00pm
CW50 Chicago


In Season
Sundays 11:05pm
FOX 32 CHICAGO

Off Season
Sundays 10:35pm
FOX 32 CHICAGO



BEARS GAMEDAY LIVE

Brought to you by Advocate Health Care
Sundays 10:30 am During the Season
FOX 32 Chicago



Sunday Morning FOX Lineup

10:00 am FOX Kickoff Sunday
10:30 am Bears Gameday Live
11:00 am FOX NFL Sunday



BEARS GAMENIGHT LIVE

Brought to you by IGS
Sundays 10:35pm
FOX 32 Chicago

BEARS POSTGAME LIVE

Brought to you by United
FOX 32 Chicago



BEARS UNLEASHED

Fridays 9:30 pm
FOX 32 Chicago



HOME OF THE BEARS



LOU CANELLIS
CHICAGO'S
SPORTS INSIDER



About Bears Care

Bears Care, the charitable arm of the Chicago Bears, conducts and partners in a variety of fundraising events throughout the year as part of its commitment to improving the lives of those in our community. Bears Care impacts thousands of Chicago area individuals and families annually, with grants to qualifying agencies that serve those in need. With the generous participation of Chicago Bears' players and staff, area businesses and organizations, as well as individual donors, Bears Care is able to bring together human and financial resources to help tackle the needs of Chicago.

BEARS CARE IN THE COMMUNITY



Bears Care Gala



Education



Community Fundraising



Youth Athletics



Real Bears Fans Wear Pink



Holiday Giving

Bears Care supports targeted programs in the areas of education, youth athletics and health awareness programs focused on breast and ovarian cancer. Bears Care provided over \$2.3 million in grant awards and in-kind contributions during 2017 to over 80 organizations across Chicagoland.

For additional information on Bears Care programs and upcoming events, or if you wish to make a donation, visit ChicagoBears.com/bearscare.



The Chicago Bears Football Club is dedicated to making a difference in our community. Our organization inspires positive change and enriches the lives of others through outreach programs, initiatives, and partnerships. We are proud to give back to the community that has supported us since 1920.

EDUCATION

The Chicago Bears reach thousands of students each year through our education programs. Through strategic collaboration with community and business partners, we offer and support initiatives that promote literacy to students in Kindergarten through 8th grade, provide character education at the middle and high school levels, and honor outstanding teachers in the Chicago area. It is our hope that these initiatives will help foster a love of learning and encourage students to stay in school and continue to pursue their education.



HEALTH & WELLNESS

The health and wellness of our fans has always been a top priority for the Chicago Bears. Through our PLAY 60 programming and partnerships with the Midwest Dairy Association and American Heart Association, we encourage children to establish healthy eating and exercise habits that they will carry with them into adulthood. We also try to offer support to our fans who may be experiencing challenging times. We provide assistance in a variety of ways, including delivering teddy bears to young fans in the hospital, offering wish-granting opportunities, collecting coats during the winter season, and lending a helping hand to organizations and communities in need.



MILITARY

The Chicago Bears are dedicated to supporting the men and women in the United States Military. Our ties date back to when our founder, George S. Halas, served in the U.S. Navy during both World War I and World War II. We are proud to continue this tradition through numerous initiatives that provide support and show our sincere gratitude to those who serve our country and protect our freedom. Our efforts include honoring outstanding service during each game at Soldier Field, sending care packages, and providing unique Bears experiences to veterans, active members of the military, and their families.



YOUTH FOOTBALL

The Chicago Bears have always taken an active role in offering and supporting a variety of youth football programs and opportunities throughout Chicagoland. We also host events which bring youth football coaches and leaders together to share ideas and promote safety and awareness which help build a healthy and strong foundation for youth football players. Our partnership with USA Football and the Heads Up Football initiative reiterates the importance of education and certification of coaches, concussion awareness, equipment fitting, Heads Up Tackling, and heat and hydration. Through our youth camps, tackle and flag leagues, and skill development clinics, our goal remains the same – to teach and encourage children to play the great game of football.



HIGH SCHOOL FOOTBALL

The Chicago Bears are proud to support high school football in Illinois. Through several recognition programs, we honor high school coaches and players across the state who are making an impact on the field and in their communities. We also celebrate the accomplishment of the eight IHSA state football champions during a Bears home game in December. Additionally, the Bears provide funding to ensure that certified athletic trainers are available at Chicago Public School varsity football games, and offer a variety of clinics and camps throughout the year to further players' development.



DONATIONS

In addition to our annual programming, the Bears are proud to support thousands of charitable organizations each year with in-kind and monetary donations. In-kind donations were received by over 6,000 organizations in 2017, and more than 45 individuals were assisted through our Community Connections program. Charitable organizations may request an in-kind donation at ChicagoBears.com/community/donations.



COMMUNITY RELATIONS CONTACT INFORMATION

Matt Simeone	Director of Community & Alumni Relations.....	Matt.Simeone@bears.nfl.net
Jessica Noonan	Comm. Outreach & Alumni Relations Specialist	Jessica.Noonan@bears.nfl.net
Kate Rackow	Manager of Comm. Outreach & Alumni Relations.....	Kate.Rackow@bears.nfl.net
Gustavo Silva	Manager of Youth Football & Comm. Programs	Gustavo.Silva@bears.nfl.net
Jacki Stuckert	Youth Football & Comm. Programs Coordinator.....	Jacki.Stuckert@bears.nfl.net

For more information about Bears community programs, please visit us at www.ChicagoBears.com/community.



NFL PUBLIC RELATIONS DIRECTORY

National Football League	280 Park Avenue, New York, NY 10017	(212) 450-2000
Pro Football Hall of Fame	2121 George Halas Dr. NW, Canton, OH 44708	(330) 456-8207
Elias Sports Bureau	500 Fifth Avenue, New York, NY 10036	(212) 869-1530

Team	PR Contact	Phone
Arizona Cardinals	Mark Dalton	(602) 379-0101
Atlanta Falcons	Brian Cearns	(770) 965-4318
Baltimore Ravens	Chad Steele	(410) 701-4152
Buffalo Bills	Derek Boyko	(716) 648-1800
Carolina Panthers	Steven Drummond	(704) 358-7000
Chicago Bears	Brandon Faber	(847) 295-9657
Cincinnati Bengals	Emily Parker	(513) 455-8989
Cleveland Browns	Peter John-Baptiste	(216) 891-5000
Dallas Cowboys	Rich Dalrymple	(972) 556-9900
Denver Broncos	Patrick Smyth	(303) 649-9000
Detroit Lions	Eamonn Reynolds	(313) 216-4220
Green Bay Packers	Jason Wahlers	(920) 496-5700
Houston Texans	Amy Palcic	(832) 667-2000
Indianapolis Colts	Matt Conti	(317) 297-2658
Jacksonville Jaguars	Dan Edwards	(904) 633-6000
Kansas City Chiefs	Ted Crews	(816) 920-9300
Los Angeles Chargers	Josh Rupprecht	(714) 540-7100
Los Angeles Rams	Artis Twyman	(314) 982-7267
Miami Dolphins	Jason Jenkins	(954) 452-7000
Minnesota Vikings	Bob Hagen	(952) 828-6500
New England Patriots	Stacey James	(508) 543-8200
New Orleans Saints	Greg Bensel	(504) 731-1799
New York Giants	Pat Hanlon	(201) 935-8111
New York Jets	Bruce Speight	(516) 560-8100
Oakland Raiders	Will Kiss	(510) 864-5000
Philadelphia Eagles	Brett Strohsacker	(215) 339-6759
Pittsburgh Steelers	Burt Lauten	(412) 432-7820
San Francisco 49ers	Bob Lange	(408) 562-4949
Seattle Seahawks	Dave Pearson	(425) 827-9777
Tampa Bay Buccaneers	Nelson Luis	(813) 870-2700
Tennessee Titans	Robbie Bohren	(615) 565-4000
Washington Redskins	Tony Wylie	(703) 726-7000

NFL CALENDAR

Friday, July 20	Training camp practices begin – Bourbonnais, Ill.
Saturday, Sept. 1	Roster cut from 90 to 53
Sunday, Sept. 2	Clubs may establish a practice squad of 10 players
Sunday, Sept. 9	Regular season opener at Green Bay Packers (7:20 p.m. CT)
Sunday, Dec. 30	Regular season ends at Minnesota Vikings (Noon*)
Jan. 5-6, 2019	Wild Card Playoffs
Jan. 12-13, 2019	Divisional Playoffs
Sun., Jan. 20, 2019	AFC and NFC Conference Championships
Sun., Feb. 3, 2019	Super Bowl LIII – Atlanta, Ga.

*Game time subject to change

FUTURE SUPER BOWLS

Super Bowl LIII	2019	Mercedes-Benz Stadium	Atlanta, Ga.
Super Bowl LIV	2020	Hard Rock Stadium	Miami Gardens, Fla.
Super Bowl LV	2021	Raymond James Stadium	Tampa, Fla.
Super Bowl LVI	2022	LA Stadium at Hollywood Park	Inglewood, Calif.
Super Bowl LVII	2023	University of Phoenix Stadium	Glendale, Ariz.
Super Bowl LVIII	2024	Mercedes-Benz Superdome	New Orleans, La.



2018 NFL PRESEASON SCHEDULE

HALL OF FAME GAME (August 2)..... **Baltimore vs. Chicago (NBC)**..... 7:00pm

WEEK 1 (August 9-11)**Thursday, August 9**

Atlanta at Miami 6:00 PM
 Carolina at Buffalo 6:00 PM

Chicago at Cincinnati 6:00 PM

Tampa Bay at Miami 6:00 PM
 Cleveland at New York Giants 6:00 PM
 Pittsburgh at Philadelphia 6:00 PM
 New Orleans at Jacksonville 6:00 PM
 Washington at New England 6:30 PM
 Los Angeles Rams at Baltimore 6:30 PM
 Tennessee at Green Bay 7:00 PM
 Houston at Kansas City 7:30 PM
 Dallas at San Francisco 9:00 PM
 Indianapolis at Seattle 9:00 PM

Friday, August 10

Atlanta at New York Jets 6:30 PM
 Detroit at Oakland 9:30 PM

Saturday, August 11

Minnesota at Denver 8:00 PM
 Los Angeles Chargers at Arizona 9:00 PM

WEEK 2 (August 16-20)**Thursday, August 16**

Philadelphia at New England 6:30 PM
 Pittsburgh at Green Bay 7:00 PM
 New York at Washington 7:00 PM

Friday, August 17

Kansas City at Atlanta 6:00 PM
 New York Giants at Detroit 6:00 PM
 Buffalo at Cleveland 6:30 PM
 Miami at Carolina 6:30 PM
 Arizona at New Orleans 7:00 PM

Saturday, August 18

Jacksonville at Minnesota 12:00 PM
 Oakland at Los Angeles Rams 3:00 PM
 Cincinnati at Dallas 6:00 PM
 Tampa Bay at Tennessee 7:00 PM
 San Francisco at Houston 7:00 PM

Chicago at Denver 8:05 PM

Seattle at Los Angeles Chargers 9:00 PM

Monday, August 20

Baltimore at Indianapolis 7:00 PM

WEEK 3 (August 23-26)**Thursday, August 23**

Philadelphia at Cleveland 6:00 PM

Friday, August 24

New York Giants at New York Jets 6:30 PM
 Denver at Washington 6:30 PM
 New England at Carolina 6:30 PM
 Seattle at Minnesota 7:00 PM
 Detroit at Tampa Bay 7:00 PM
 Green Bay at Oakland 9:30 PM

Saturday, August 25**Kansas City at Chicago** 12:00 PM

Houston at Los Angeles Rams 3:00 PM
 Tennessee at Pittsburgh 3:00 PM
 San Francisco at Indianapolis 3:30 PM
 Baltimore at Miami 6:00 PM
 Atlanta at Jacksonville 6:00 PM
 New Orleans at Los Angeles Chargers 7:00 PM

Sunday, August 26

Cincinnati at Buffalo 3:00 PM
 Arizona at Dallas 7:00 PM

WEEK 4 (August 30)**Thursday, August 30**

Miami at Atlanta 6:00 PM
 Indianapolis at Cincinnati 6:00 PM
 Cleveland at Detroit 6:00 PM
 New England at New York Giants 6:00 PM
 New York Jets at Philadelphia 6:00 PM
 Carolina at Pittsburgh 6:30 PM
 Jacksonville at Tampa Bay 6:30 PM
 Washington at Baltimore 6:30 PM

Buffalo at Chicago 7:00 PM

Minnesota at Tennessee 7:00 PM
 Los Angeles at New Orleans 7:00 PM
 Dallas at Houston 7:00 PM
 Green Bay at Kansas City 7:30 PM
 Denver at Arizona 8:00 PM
 Los Angeles Chargers at San Francisco 9:00 PM
 Oakland at Seattle 9:00 PM

All times Central

BEARS TICKETS AND TRAVEL

Fans looking to travel to Bears home and away games can book their experience through the following Bears Corporate Partners, Official Fan Packages Partner Vivid Seats (www.VividSeats.com/bears), Ticketmaster, the official source for Chicago Bears tickets (www.ticketmaster.com/nfl) and Official Airline Partner United Airlines (www.United.com). Fans can visit www.chicagobears.com/tickets for the most-up-to-date game information throughout the season.



2018 NFL SCHEDULE

WEEK 1

Thursday, September 6

Atlanta at Philadelphia7:20 PM

Sunday, September 9

Pittsburgh at Cleveland12:00 PM

Cincinnati at Indianapolis12:00 PM

Tennessee at Miami12:00 PM

San Francisco at Minnesota12:00 PM

Houston at New England12:00 PM

Tampa Bay at New Orleans12:00 PM

Jacksonville at NY Giants12:00 PM

Buffalo at Baltimore12:00 PM

Kansas City at LA Chargers3:05 PM

Seattle at Denver3:25 PM

Washington at Arizona3:25 PM

Dallas at Carolina3:25 PM

Chicago at Green Bay7:20 PM

Monday, September 10

NY Jets at Detroit6:10 PM

LA Rams at Oakland9:20 PM

WEEK 4

Byes: WAS, CAR

Thursday, September 27

Minnesota at LA Rams7:20 PM

Sunday, September 30

Cincinnati at Atlanta12:00 PM

Tampa Bay at Chicago12:00 PM

Detroit at Dallas12:00 PM

Buffalo at Green Bay12:00 PM

Philadelphia at Tennessee12:00 PM

Houston at Indianapolis12:00 PM

Miami at New England12:00 PM

NY Jets at Jacksonville12:00 PM

Cleveland at Oakland3:05 PM

Seattle at Arizona3:05 PM

New Orleans at NY Giants3:25 PM

San Francisco at LA Chargers3:25 PM

Baltimore at Pittsburgh7:20 PM

Monday, October 1

Kansas City at Denver7:15 PM

WEEK 7

Byes: GB, OAK, PIT, SEA

Thursday, October 18

Denver at Arizona7:20 PM

Tennessee vs. LA Chargers*8:30 AM

New England at Chicago12:00 PM

Buffalo at Indianapolis12:00 PM

Cincinnati at Kansas City12:00 PM

Detroit at Miami12:00 PM

Minnesota at NY Jets12:00 PM

Carolina at Philadelphia12:00 PM

Cleveland at Tampa Bay12:00 PM

Houston at Jacksonville12:00 PM

New Orleans at Baltimore3:05 PM

Dallas at Washington3:25 PM

LA Rams at San Francisco7:20 PM

Monday, October 22

NY Giants at Atlanta7:15 PM

*London

WEEK 2

Thursday, September 13

Baltimore at Cincinnati7:20 PM

Sunday, September 16

Carolina at Atlanta12:00 PM

Los Angeles at Buffalo12:00 PM

Minnesota at Green Bay12:00 PM

Houston at Tennessee12:00 PM

Cleveland at New Orleans12:00 PM

Miami at NY Jets12:00 PM

Kansas City at Pittsburgh12:00 PM

Philadelphia at Tampa Bay12:00 PM

Indianapolis at Washington12:00 PM

Arizona at LA Rams3:05 PM

Detroit at San Francisco3:05 PM

Oakland at Denver3:25 PM

New England at Jacksonville3:25 PM

NY Giants at Dallas7:20 PM

Monday, September 17

Seattle at Chicago7:15 PM

WEEK 5

Byes: CHI, TB

Thursday, October 4

Indianapolis at New England7:20 PM

Sunday, October 7

Tennessee at Buffalo12:00 PM

Miami at Cincinnati12:00 PM

Baltimore at Cleveland12:00 PM

Green Bay at Detroit12:00 PM

Jacksonville at Kansas City12:00 PM

Denver at NY Jets12:00 PM

Atlanta at Pittsburgh12:00 PM

NY Giants at Carolina12:00 PM

Oakland at LA Chargers3:05 PM

Minnesota at Philadelphia3:25 PM

Arizona at San Francisco3:25 PM

LA Rams at Seattle3:25 PM

Dallas at Houston7:20 PM

Monday, October 8

Washington at New Orleans7:15 PM

WEEK 8

Byes: ATL, DAL, TEN, LAC

Thursday, October 25

Miami at Houston7:20 PM

Sunday, October 28

Philadelphia at Jacksonville*8:30 AM

NY Jets at Chicago12:00 PM

Tampa Bay at Cincinnati12:00 PM

Seattle at Detroit12:00 PM

Denver at Kansas City12:00 PM

Washington at NY Giants12:00 PM

Cleveland at Pittsburgh12:00 PM

Baltimore at Carolina12:00 PM

Indianapolis at Oakland3:05 PM

Green Bay at LA Chargers3:25 PM

San Francisco at Arizona3:25 PM

New Orleans at Minnesota7:20 PM

Monday, October 29

New England at Buffalo7:15 PM

*London

WEEK 3

Thursday, September 20

NY Jets at Cleveland7:20 PM

Sunday, September 23

New Orleans at Atlanta12:00 PM

San Francisco at Kansas City12:00 PM

Oakland at Miami12:00 PM

Buffalo at Minnesota12:00 PM

Indianapolis at Philadelphia12:00 PM

Green Bay at Washington12:00 PM

Cincinnati at Carolina12:00 PM

Tennessee at Jacksonville12:00 PM

Denver at Baltimore12:00 PM

NY Giants at Houston12:00 PM

LA Chargers at LA Rams3:05 PM

Chicago at Arizona3:25 PM

Dallas at Seattle3:25 PM

New England at Detroit7:20 PM

Monday, September 24

Pittsburgh at Tampa Bay7:15 PM

WEEK 6

Byes: DET, NO

Thursday, October 11

Philadelphia at NY Giants7:20 PM

Sunday, October 14

Tampa Bay at Atlanta12:00 PM

Pittsburgh at Cincinnati12:00 PM

LA Chargers at Cleveland12:00 PM

Seattle at Oakland12:00 PM

Chicago at Miami12:00 PM

Arizona at Minnesota12:00 PM

Indianapolis at NY Jets12:00 PM

Carolina at Washington12:00 PM

Buffalo at Houston12:00 PM

LA Rams at Denver3:05 PM

Jacksonville at Dallas3:25 PM

Baltimore at Tennessee3:25 PM

Kansas City at New England7:20 PM

Monday, October 15

San Francisco at Green Bay7:15 PM

WEEK 9

Byes: CIN, IND, NYG, PHI, ARI, JAX

Thursday, November 1

Oakland at San Francisco7:20 PM

Sunday, November 4

Chicago at Buffalo12:00 PM

Kansas City at Cleveland12:00 PM

NY Jets at Miami12:00 PM

Detroit at Minnesota12:00 PM

Atlanta at Washington12:00 PM

Tampa Bay at Carolina12:00 PM

Pittsburgh at Baltimore12:00 PM

Houston at Denver3:05 PM

LA Chargers at Seattle3:05 PM

LA Rams at New Orleans3:25 PM

Green Bay at New England7:20 PM

Monday, November 5

Tennessee at Dallas7:15 PM



2018 NFL SCHEDULE

WEEK 10

Byes: DEN, MIN, BAL, HOU

Thursday, November 8

Carolina at Pittsburgh 7:20 PM

Sunday, November 18

Detroit at Chicago 12:00 PM

New Orleans at Cincinnati 12:00 PM

Atlanta at Cleveland 12:00 PM

Miami at Green Bay 12:00 PM

New England at Tennessee 12:00 PM

Jacksonville at Indianapolis 12:00 PM

Arizona at Kansas City 12:00 PM

Buffalo at NY Jets 12:00 PM

Washington at Tampa Bay 12:00 PM

LA Chargers at Oakland 3:05 PM

Seattle at Los Angeles 3:25 PM

Dallas at Philadelphia 7:20 PM

Monday, November 12

NY Giants at San Francisco 7:15 PM

WEEK 11

Byes: BUF, CLE, MIA, NE, NYJ, SF

Thursday, November 15

Green Bay at Seattle 7:20 PM

Sunday, November 18

Dallas at Atlanta 12:00 PM

Minnesota at Chicago 12:00 PM

Carolina at Detroit 12:00 PM

Tennessee at Indianapolis 12:00 PM

Philadelphia at New Orleans 12:00 PM

Tampa Bay at NY Giants 12:00 PM

Houston at Washington 12:00 PM

Cincinnati at Baltimore 12:00 PM

Oakland at Arizona 3:05 PM

Denver at LA Chargers 3:05 PM

Pittsburgh at Jacksonville 7:20 PM

Monday, November 19

Kansas City at LA Rams 7:15 PM

WEEK 12

Byes: KC, LAR

Thursday, November 22

Chicago at Detroit 11:30 AM

Washington at Dallas 3:30 PM

Atlanta at New Orleans 7:20 PM

Sunday, November 25

Jacksonville at Buffalo 12:00 PM

Cleveland at Cincinnati 12:00 PM

Miami at Indianapolis 12:00 PM

New England at NY Jets 12:00 PM

NY Giants at Philadelphia 12:00 PM

San Francisco at Tampa Bay 12:00 PM

Seattle at Carolina 12:00 PM

Oakland at Baltimore 12:00 PM

Arizona at LA Chargers 3:05 PM

Pittsburgh at Denver 3:25 PM

Green Bay at Minnesota 7:20 PM

Monday, November 26

Tennessee at Houston 7:15 PM

WEEK 13

Thursday, November 29

New Orleans at Dallas 7:20 PM

Sunday, December 2

Baltimore at Atlanta 12:00 PM

Denver at Cincinnati 12:00 PM

LA Rams at Detroit 12:00 PM

Arizona at Green Bay 12:00 PM

Buffalo at Miami 12:00 PM

Chicago at NY Giants 12:00 PM

LA Chargers at Pittsburgh 12:00 PM

Carolina at Tampa Bay 12:00 PM

Indianapolis at Jacksonville 12:00 PM

Cleveland at Houston 12:00 PM

NY Jets at Tennessee 3:05 PM

Kansas City at Oakland 3:05 PM

Minnesota at New England 3:25 PM

San Francisco at Seattle 7:20 PM

Monday, December 3

Washington at Philadelphia 7:15 PM

WEEK 14

Thursday, December 6

Jacksonville at Tennessee 7:20 PM

Sunday, December 9

NY Jets at Buffalo 12:00 PM

LA Rams at Chicago 12:00 PM

Carolina at Cleveland 12:00 PM

Atlanta at Green Bay 12:00 PM

Baltimore at Kansas City 12:00 PM

New England at Miami 12:00 PM

New Orleans at Tampa Bay 12:00 PM

NY Giants at Washington 12:00 PM

Indianapolis at Houston 12:00 PM

Cincinnati at LA Chargers 3:05 PM

Denver at San Francisco 3:05 PM

Philadelphia at Dallas 3:25 PM

Detroit at Arizona 3:25 PM

Pittsburgh at Oakland 7:20 PM

Monday, December 10

Minnesota at Seattle 7:15 PM

WEEK 15

Thursday, December 13

LA Chargers at Kansas City 7:20 PM

Saturday, December 15

Cleveland at Denver 3:30 PM

Houston at NY Jets 3:30 PM

Sunday, December 16

Arizona at Atlanta 12:00 PM

Detroit at Buffalo 12:00 PM

Green Bay at Chicago 12:00 PM

Oakland at Cincinnati 12:00 PM

Dallas at Indianapolis 12:00 PM

Miami at Minnesota 12:00 PM

Tennessee at NY Giants 12:00 PM

Washington at Jacksonville 12:00 PM

Tampa Bay at Baltimore 12:00 PM

Seattle at San Francisco 3:05 PM

New England at Pittsburgh 3:25 PM

Philadelphia at LA Rams 7:20 PM

Monday, December 17

New Orleans at Carolina 7:15 PM

WEEK 16

Saturday, December 23

Cincinnati at Cleveland 12:00 PM

Tampa Bay at Dallas 12:00 PM

Minnesota at Detroit 12:00 PM

Washington at Tennessee 12:00 PM

NY Giants at Indianapolis 12:00 PM

Jacksonville at Miami 12:00 PM

Buffalo at New England 12:00 PM

Green Bay at NY Jets 12:00 PM

Houston at Philadelphia 12:00 PM

Atlanta at Carolina 12:00 PM

LA Rams at Arizona 3:05 PM

Baltimore at LA Chargers 3:05 PM

Chicago at San Francisco 3:05 PM

Pittsburgh at New Orleans 3:25 PM

Kansas City at Seattle 7:20 PM

Monday, December 24

Denver at Oakland 7:15 PM

WEEK 17

Sunday, December 30

Miami at Buffalo 12:00 PM

Detroit at Green Bay 12:00 PM

Indianapolis at Tennessee 12:00 PM

Oakland at Kansas City 12:00 PM

Chicago at Minnesota 12:00 PM

NY Jets at New England 12:00 PM

Carolina at New Orleans 12:00 PM

Dallas at NY Giants 12:00 PM

Cincinnati at Pittsburgh 12:00 PM

Atlanta at Tampa Bay 12:00 PM

Philadelphia at Washington 12:00 PM

Cleveland at Baltimore 12:00 PM

Jacksonville at Houston 12:00 PM

LA Chargers at Denver 3:25 PM

San Francisco at LA Rams 3:25 PM

Arizona at Seattle 3:25 PM

POSTSEASON

January 5-6, 2019

AFC-NFC Wild Card Playoffs

January 12-13, 2019

AFC-NFC Divisional Playoffs

Sunday, January 20, 2019

AFC-NFC Championship Games

Sunday, February 3, 2019

Super Bowl LIII, Atlanta



KICKOFF WEEKEND WINS

The Bears own 54 opening-day victories overall (54-39-5, .576), second most by any NFL franchise (Green Bay; 55-39-3, .582). The Dallas Cowboys and Denver Broncos are 38-19-1 on opening day and their .663 opening-day win percentage is tops in league history.

OPENING GAME RECORDS OF NFL TEAMS

AFC	Longest Streaks						
	W	L	T	Pct.	W	L	Current
DEN	38	19	1	0.663	6	4	W-6
HOU	9	7	0	0.562	5	3	L-1
LAC	32	26	0	0.551	6	6	L-2
NE	32	26	0	0.551	10	3	L-1
PIT	43	36	4	0.542	8	3	W-2
MIA*	27	23	1	0.539	11	5	L-1
KC	31	27	0	0.534	7	4	W-2
JAX	12	11	0	0.521	6	5	W-1
TEN	30	28	0	0.517	4	3	L-2
BAL	11	11	0	0.500	5	4	W-2
IND	35	38	1	0.479	8	8	L-4
NYJ	27	31	0	0.465	5	5	L-2
OAK	27	31	0	0.465	5	8	W-2
CIN	23	27	0	0.460	4	4	W-4
CLE	27	38	0	0.415	5	13	L-13
BUF	24	34	0	0.413	6	5	W-1

NFC	Longest Streaks						
	W	L	T	Pct.	W	L	Current
DAL	38	19	1	0.663	17	5	W-1
GB	55	39	3	0.582	5	6	W-3
CHI	54	39	5	0.576	9	6	L-4
MIN	32	24	1	0.570	5	3	W-2
NYG	50	38	5	0.564	4	5	L-1
DET	48	38	2	0.556	10	4	W-2
SF	37	30	1	0.551	6	3	L-1
ATL	28	24	0	0.538	5	3	W-1
LAR	41	39	0	0.512	5	6	W-1
WAS	40	42	4	0.488	6	5	L-5
PHI	37	46	1	0.446	5	9	W-2
ARI	40	55	2	0.422	6	7	L-2
TB*	16	25	0	0.390	3	5	W-1
CAR	9	14	0	0.391	3	5	W-1
SEA	16	26	0	0.381	3	8	L-1
NO	17	34	0	0.333	3	6	L-4

*TB at MIA in 2017 was postponed on opening weekend

2018 OPPONENT QUICK FACTS

Home	2017 Record	Last Home Meeting
Detroit	9-7	11/19/17 (DET; 27-24)
Green Bay	7-9	11/12/17 (GB; 23-16)
LA Rams	11-5	9/23/12 (CHI; 23-6)
Minnesota	13-3	10/9/17 (MIN; 20-17)
New England	13-3	12/12/10 (NE; 36-7)
NY Jets	5-11	12/26/10 (CHI; 38-34)
Seattle	9-7	12/2/12 (SEA; 23-17)
Tampa Bay	5-11	11/23/14 (CHI; 21-13)
Totals	72-56 (.562)	

Away	2017 Record	Last Away Meeting
Arizona	8-8	12/23/12 (CHI; 28-13)
Buffalo	9-7	11/7/10 (CHI; 22-19)
Detroit	9-7	12/16/17 (DET; 20-10)
Green Bay	7-9	9/28/17 (GB; 35-14)
Miami	6-10	11/18/10 (CHI; 16-0)
Minnesota	13-3	12/31/17 (MIN; 23-10)
NY Giants	3-13	11/20/16 (NYG; 22-16)
San Francisco	6-10	9/14/14 (CHI; 28-20)
Totals	61-67 (.476)	
Overall	133-123 (.519)	

2017 Playoff Teams in Bold

PACESSETTERS

Notable Bears First Three Seasons Tackle Totals

Player	1st Year-Tkls	2nd Year-Tkls	3rd Year-Tkls	3-Year Total
Brian Urlacher.....	2000-165	2001-148	2002-214	527
Lance Briggs.....	2003-81	2004-168	2005-170	419
Tony Parrish.....	1998-111	1999-124	2000-101	336
Doug Plank.....	1975-123	1976-132	1977-71	326
Mike Brown.....	2000-118	2001-86	2002-111	315
Mark Carrier.....	1990-122	1991-93	1992-89	304
Mike Singletary.....	1981-72	1982-71	1983-148	291
Gary Fencik.....	1976-15	1977-133	1978-130	278



AIR MILES

Planning to follow the Bears on the road? The following is a list of round-trip air miles between Chicago's O'Hare Airport and the cities they will visit during the 2018 season.

Arizona.....	2,880	2012 total.....	14,258
Buffalo.....	944	2011 total.....	20,118
Canton (OH).....	632	2010 total.....	12,581
Cincinnati.....	528	2009 total.....	14,324
Denver.....	1,770	2008 total.....	10,664
Detroit.....	504	2007 total.....	16,802
Green Bay.....	348	2006 total.....	13,790
Miami.....	2,400	2005 total.....	9,356
Minnesota.....	666	2004 total.....	10,226
NY Giants.....	1,434	2003 total.....	16,890
San Francisco.....	3,680	2002 total*.....	12,763
2018 total.....	15,786	2001 total.....	9,314
2017 total.....	12,002	2000 total.....	12,560
2016 total.....	10,175	1999 total.....	13,796
2015 total.....	12,576	1998 total.....	12,140
2014 total.....	14,692	1997 total.....	21,482
2013 total.....	10,880	1996 total.....	11,862

Totals include pre-season; the 1997 total includes the pre-season game in Dublin, Ireland. Dublin is 8,466 round-trip air miles from O'Hare. The 2011 total includes the regular season game in London, England. London is 7,900 round-trip air miles from O'Hare. *2002 total includes nine flights to Champaign for home games.

SUPER BOWL TV AUDIENCES...

Super Bowl television ratings and shares, including network (N) (both NBC and CBS televised the first Super Bowl). The rating (R) represents the percentage of televisions tuned in to a program. The share (S) is the percentage of televisions on at the time that watched.

SB	Year	N	R	S	Result	SB	Year	N	R	S	Result
LII	2018	NBC	43.1	68	PHI 41, NE 33	XXV	1991	ABC	41.9	63	NYG 20, BUF 19
LI	2017	FOX	45.3	73	NE 34, ATL 28 (OT)	XXIV	1990	CBS	39.0	63	SF 55, DEN 10
50	2016	CBS	46.6	72	DEN 24, CAR 10	XXIII	1989	NBC	43.5	68	SF 20, CIN 16
XLIX	2015	NBC	47.5	71	NE 28, SEA 24	XXII	1988	ABC	41.9	62	WAS 42, DEN 10
XLVIII	2014	FOX	46.7	69	SEA 43, DEN 8	XXI	1987	CBS	45.8	66	NYG 39, DEN 20
XLVII	2013	CBS	46.4	69	BAL 34, SF 31	XX	1986	NBC	48.3	70	CHI 46, NE 10
XLVI	2012	NBC	47.1	71	NYG 21, NE 17	XIX	1985	ABC	46.4	63	SF 38, MIA 16
XLV	2011	FOX	46.0	69	GB 31, PIT 25	XVIII	1984	CBS	46.4	71	LARai 38, WAS 9
XLIV	2010	CBS	45.0	68	NO 31, IND 17	XVII	1983	NBC	48.6	69	WAS 27, MIA 17
XLIII	2009	NBC	42.0	64	PIT 27, ARZ 23	XVI	1982	CBS	49.1	73	SF 26, CIN 21
XLII	2008	FOX	43.1	65	NYG 17, NE 14	XV	1981	NBC	44.4	63	OAK 27, PHI 10
XLI	2007	CBS	42.6	64	IND 29, CHI 17	XIV	1980	CBS	46.3	67	PIT 31, LARAm 19
XL	2006	ABC	41.6	62	PIT 21, SEA 10	XIII	1979	NBC	47.1	74	PIT 35, DAL 31
XXXIX	2005	FOX	41.1	62	NE 24, PHI 21	XII	1978	CBS	47.2	67	DAL 27, DEN 10
XXXVIII	2004	CBS	41.4	63	NE 32, CAR 29	XI	1977	NBC	44.4	73	OAK 32, MIN 14
XXXVII	2003	ABC	40.7	61	TB 48, OAK 21	X	1976	CBS	42.3	78	PIT 21, DAL 17
XXXVI	2002	FOX	40.4	61	NE 20, STL 17	IX	1975	NBC	42.4	72	PIT 16, MIN 6
XXXV	2001	CBS	40.4	61	BAL 34, NYG 7	VIII	1974	CBS	41.6	73	MIA 24, MIN 7
XXXIV	2000	ABC	43.3	63	STL 23, TEN 16	VII	1973	NBC	42.7	72	MIA 14, WAS 7
XXXIII	1999	FOX	40.2	61	DEN 34, ATL 19	VI	1972	CBS	44.2	74	DAL 24, MIA 3
XXXII	1998	NBC	44.5	67	DEN 31, GB 24	V	1971	NBC	39.9	75	BAL 16, DAL 13
XXXI	1997	FOX	43.3	65	GB 35, NE 21	IV	1970	CBS	39.4	69	KC 23, MIN 7
XXX	1996	NBC	46.0	68	DAL 27, PIT 17	III	1969	NBC	36.0	70	NYJ 16, BAL 7
XXIX	1995	ABC	41.3	62	SF 49, SD 26	II	1968	CBS	36.8	68	GB 33, OAK 14
XXVIII	1994	NBC	45.5	66	DAL 30, BUF 13	I*	1967	NBC	18.5	36	GB 35, KC 10
XXVII	1993	NBC	45.1	66	DAL 52, BUF 17	I*	1967	CBS	22.6	43	
XXVI	1992	CBS	40.3	61	WAS 37, BUF 24						



100-Yard Receiving Games	265-268	Kickoff Weekend Wins	466	COACHES	
100-Yard Rushing Games	262-264	Kramer, Casey	33	Anderson, Roy	16
300-Yard Passing Games	269-270	Laine, Joseph	35	Desai, Sean	17
1,000-Yard Receivers	228	Longest Plays at Soldier Field	192	Donatelli, Ed	18
1,000-Yard Rushing Seasons	226	Longest Winning/Losing Streaks	193	Fangio, Vic	12-13
2017 Defense and Special Teams Stats	152	Loscalzo, Jason	32	Furrey, Mike	19
2017 Final Statistics	150-151	Lucas, Josh	34	Gilbride, Kevin	20
2017 Game Summaries	158-165	McCaskey, George H.	6	Ginn, Brian	21
2017 NFL Standings	166	Media Information	454	Heffrich, Mark	14
2017 Participation Chart	153	Medlin, Tony	37	Hiestand, Harry	22
2017 Preseason Statistics	157	Military Service Honor Roll	312	London, Charles	23
2017 Week-by-Week Leaders	154-155	Monday Night Football	426-427	Nagy, Matt	10-11
2017 Starting Lineups	156	Naming the Bears	239	Olivo, Brock	24
2018 Draftees	131-138	NFC North/Central Standings, All-Time	425	Pires, Glenn	25
2018 NFL Schedule	463-465	NFL Public Relations Directory	462	Ragone, Dave	26
2018-19 NFL Calendar	462	Ngo, Pierre	33	Raiola, Donovan	27
Aikman Efficiency Ratings	30	Offensive Linemen Scores	173	Rodgers, Jay	28
Air Miles	467	Office Staff	38-48	Shuey, Bill	29
All-Pros	433	Opening-Day Rookie Starters	440	Snyder, Mike	30
All-Time Assistant Coaches	322-323	Overtime Record	431-432	Staley, Brandon	31
All-Time Bears Drafts	273-282	Phillips, Ted	7	Tabor, Chris	15
All-Time Bears Jersey Numbers	283-294	Playoff Appearances	330		
All-Time Bears Roster	295-310	Playoff Record, Bears	432	PLAYERS	
All-Time First-Round Draft Picks	271	Piccolo Award Winners	437	Acho, Sam	50-51
All-Time NFC North, Central Standings	425	Playoff Game Summaries	331-354	Amos, Adrian	52-53
All-Time Practice Schedule	319-320	Postseason Records, Individual	212-215	Amukamara, Prince	54-55
All-Time Results, Year-by-Year	355-412	Postseason Results	330	Anderson, Jonathan	56
Annual Statistical Leaders	249-261	Postseason Team Records-Offense	216-222	Bellamy, Joshua	57-58
All-Time Trades	313-318	Postseason Team Records-Defense	223-224	Braunacker, Ben	59
Attendance	248	Practice Squad to 53-man Roster	321	Brown, Daniel	60
Bears Broadcasting	456-457	Preseason Results, Year-by-Year	324-329	Brown, Marlon	18
Bears Care	459	Pro Bowl Appearances, Top Bears	267	Bullard, Jonathan	62
Bears Hall of Famers	241-247	Pro Bowl Bears	434-435	Burton, Michael	63
Bears Head Coaches	439	Pro Bowl Selections, Most Individual	230	Burton, Trey	64-65
Bears Historical Highlights	232-237	QB's Passing TD on First Postseason Att.	172	Bush, Deon	66
Board of Directors	2	Quarterback Rating Formula	254	Callahan, Bryce	67-68
Bears Radio	455	Retired Numbers	294	Cohen, Tarik	68-69
Bears Share	48	Sacks, Double Digits	261	Cooper, Sr., Marcus	70-71
Brian Piccolo Award	437	Sadowski, Mark	34	Cunningham, Benny	71-73
Campbell, Lamar	36	Saturday, Bears Record on	429	Daniel, Chase	74-76
Captains, Bears Team	439	SNF, Team-by-Team Records	430	Edebali, Kasim	77
Career Leaders	225-229	Soldier Field	442-446	Floyd, Leonard	78-79
Championship Leaders	359	Parking & Seating Charts	447	Fowler III, Bennie	79-80
Coaching Staff	10-29	Starting Quarterback Records	253-254	Fuller, Kyle	80-81
College Accolades	318	Shutouts	191	Gabriel, Taylor	82-83
College Free Agents	139-145	Special Teams in the Rankings	203	Goldman, Eddie	83-84
Come-From-Behind Wins	230	Stadium Record Breakdown, Bears	361	Grasu, Hroniss	85
Community Relations	460-461	Staff Directory	3-5	Hall, Deiondre'	86
Directions to Halas Hall	449	Staley	452	Hicks, Akiem	87-88
Drafted Players, Most by Position	282	Sunday Night Football	428	Houston-Carson, DeAndre	89
Draftees by School, Most	272	Sunday Night Football Records, by team	430	Howard, Jordan	90-91
Draftees, Most by College	272	Super Bowl TV Audiences	467	Jackson, Eddie	92-93
Ed Block Courage Award/Winners	438	Table of Contents	1	Jenkins, John	93-94
Ed McCaskey Mem. Garden/Payton Center	448	Tackles, Year-by-Year Leaders	203	Kush, Eric	94
Extinct Franchises, Bears Record vs.	414	Team-by-Team Series Records	415-424	Kwiatkowski, Nick	95-96
First Three-Year Tackle Totals	466	Team-by-Team Summary	413	LeBlanc, Cre'Von	96-97
Franchise Moves	362	Team Records-Offense	195-203	Leno Jr., Charles	98
Free Agent Signings under Ryan Pace	9	Team Records-Defense	204-211	Long, Kyle	99
General Managers, All-Time	8	The Last Time	168-177	Lynch, Aaron	100-101
George Halas Statue	238	Thursday Night Football	430	Massie, Bobby	102
Gibson, Jenn	32	Tickets and Travel	463	McManis, Sherrick	103
Halas Hall/Expansion	448-451	Training Camp Information	453	Miller, Zach	104-105
Hall of Famers, by Franchise	247	Tucker, Andre	36	O'Donnell, Pat	106-107
Hall of Famers, Championship Team	247	Uniform History	237	Parkey, Cody	108-109
Head Coaches, Bears All-Time	439	Virginia Award	48	Robertson-Harris, Roy	110
Helmetless Player, Last	239	Walter Payton Man of the Year Award	436	Robinson II, Allen	111-112
Hester, Devin; All-Time Return TDs	194	Walter Payton Man of the Year Nominees	436	Scales, Patrick	112-113
Historical Biographies	238-240	Weather, Cold	177	Shaheen, Adam	113-114
Holiday Record	431	Weather, Windy City	177	Sims, Dion	114-115
Homes of the Bears	237	Wrigley Field Record	237	Sowell, Bradley	116
Illinois High School Bears	311			Timu, John	117
Illinois High School Bears Breakdown	312			Trevathan, Danny	118-119
Individual Records	180-194			Trubisky, Mitchell	120-121
Individual Rookie Records	178-179			Watford, Earl	122
International Games	439			White, Kevin	123
Kelly, Champ	35			Whitehair, Cody	124

Lite



YOUR OFFICIAL BEER OF DA BEARS

GREAT TASTE. LESS FILLING.
DA BEARS

GREAT BEER GREAT RESPONSIBILITY®
©2018 MILLER BREWING COMPANY, MILWAUKEE, WI
DA BEARS IS A REGISTERED TRADEMARK OF THE CHICAGO BEARS

9 WORLD CHAMPIONSHIPS

1921 • 1932 • 1933 • 1940 • 1941
1943 • 1946 • 1963 • 1985

28 HALL OF FAMERS

99TH SEASON



MOST REGULAR SEASON WINS
IN NFL HISTORY

EST. 1920 NFL CHARTER FRANCHISE

14 RETIRED JERSEYS

3 = 5 = 7 = 28 = 34 = 40 = 41
42 = 51 = 56 = 61 = 66 = 77 = 89

